



SOT-23 Plastic-Encapsulate Diodes

MMBD4148A/SE/CC/CA SWITCHING DIODE

FEATURES

Power dissipation

$$P_D : 350 \text{ mW (} T_{amb}=25 \text{)}$$

Forward Current

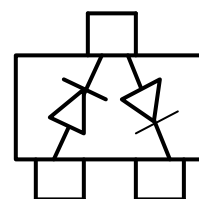
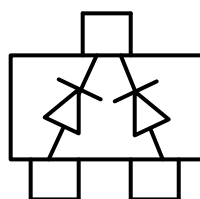
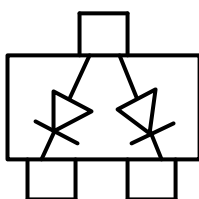
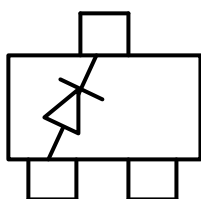
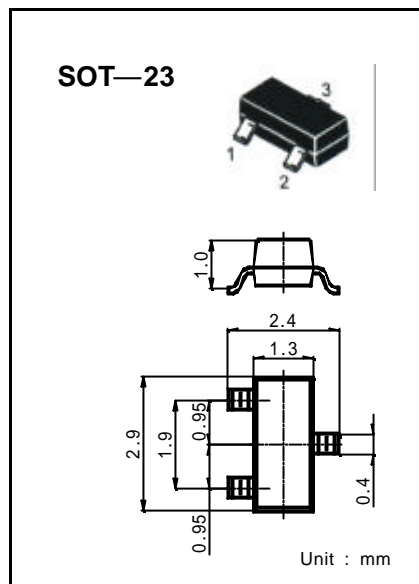
$$I_F : 200 \text{ mA}$$

Reverse Voltage

$$V_R : 100 \text{ V (} I_R=100 \mu\text{A)}$$

Operating and storage junction temperature range

$$T_J, T_{stg}: -55 \text{ to } +150$$



MMBD4148A Marking:5H

MMBD4148CA Marking:D6

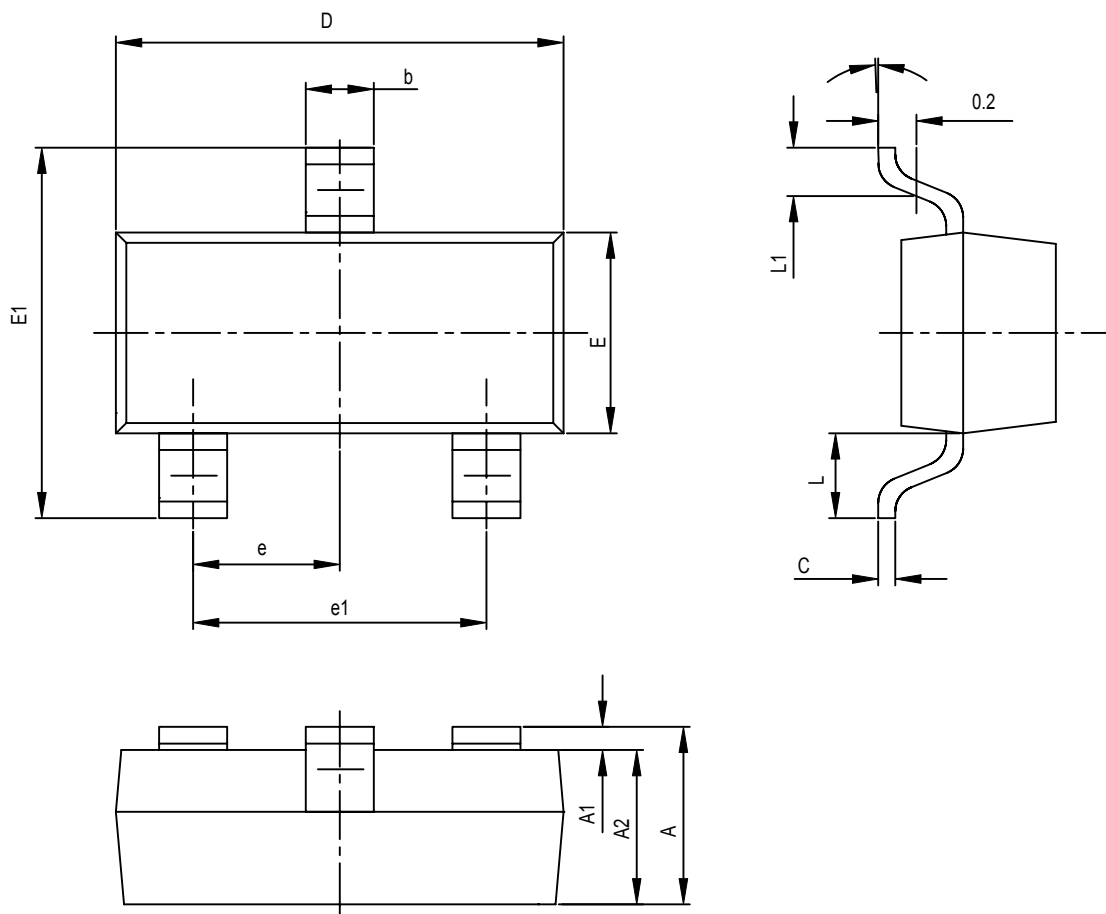
MMBD4148CC Marking:KD5

MMBD4148SE Marking:D4

ELECTRICAL CHARACTERISTICS ($T_{amb}=25$ unless otherwise specified)

Parameter	Symbol	Test conditions	MIN	MAX	UNIT
Reverse breakdown voltage	$V_{(BR)}$	$I_R=100 \mu\text{A}$ $I_R=5 \mu\text{A}$	100 75		V
Reverse voltage leakage current	I_R	$V_R=25\text{V}$ $V_R=75\text{V}$		25 5	nA μA
Forward voltage	V_F	$I_F=10\text{mA}$		1	V
Diode capacitance	C_D	$V_R=0$ $f=1\text{MHz}$		4	pF
Reverse recovery time	t_{rr}	$I_F=10\text{mA}$ $V_R=6\text{V}$ $I_{RR}=1.0\text{mA}$ $R_L=100$		4	ns

SOT-23 PACKAGE OUTLINE DIMENSIONS



Symbol	Dimensions In Millimeters		Dimensions In Inches	
	Min	Max	Min	Max
A	0.900	1.100	0.035	0.043
A1	0.000	0.100	0.000	0.004
A2	0.900	1.000	0.035	0.039
b	0.300	0.500	0.012	0.020
c	0.080	0.150	0.003	0.006
D	2.800	3.000	0.110	0.118
E	1.200	1.400	0.047	0.055
E1	2.250	2.550	0.089	0.100
e	0.950TPY		0.037TPY	
e1	1.800	2.000	0.071	0.079
L	0.550REF		0.022REF	
L1	0.300	0.500	0.012	0.020
θ	0°	8°	0°	8°