



Micro Commercial Components

Micro Commercial Corp.  
20736 Marilla Street  
Chatsworth, CA 91311  
Phone: (818) 701-4933  
Fax: (818) 701-4939

# MP3505W THRU MP3510W

## Features

- Mounting Hole For #10 Screw
- Plastic Case With Metal Bottom
- Any Mounting Position and Surge Rating Of 400 Amps
- Case Material: Molded Plastic. UL Flammability Classification Rating 94V-0 and MSL Rating 1
- Lead Free Finish/RoHS Compliant (NOTE 1)("P" Suffix designates RoHS Compliant. See ordering information)

## Maximum Ratings

- Mounting Torque: 2.0 N.m, Tolerance: +/-10%
- Operating Temperature: -55°C to +150°C
- Storage Temperature: -55°C to +150°C
- UL Recognized File # E165989

MCC Catalog Number	Device Marking	Maximum Recurrent Peak Reverse Voltage	Maximum RMS Voltage	Maximum DC Blocking Voltage
MP3505W	MP3505W	50V	35V	50V
MP351W	MP351W	100V	70V	100V
MP352W	MP352W	200V	140V	200V
MP354W	MP354W	400V	280V	400V
MP356W	MP356W	600V	420V	600V
MP358W	MP358W	800V	560V	800V
MP3510W	MP3510W	1000V	700V	1000V

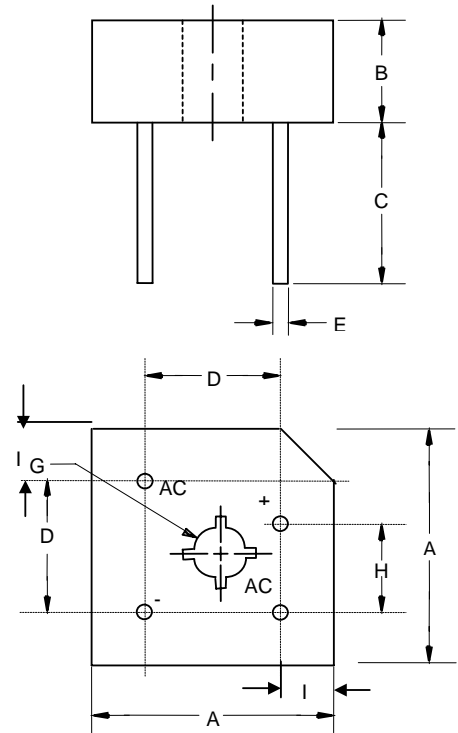
## Electrical Characteristics @ 25°C Unless Otherwise Specified

Average Forward Current	$I_{F(AV)}$	35.0A	$T_C = 55^\circ\text{C}$
Peak Forward Surge Current	$I_{FSM}$	400A	8.3ms, half sine
Maximum Forward Voltage Drop Per Element	$V_F$	1.1V	$I_{FM} = 17.5\text{A}$ per element; $T_J = 25^\circ\text{C}$
Maximum DC Reverse Current At Rated DC Blocking Voltage	$I_R$	5 $\mu\text{A}$ 500 $\mu\text{A}$	$T_J = 25^\circ\text{C}$ $T_J = 125^\circ\text{C}$
$I^2t$ Rating for Fusing $t < 8.3\text{ms}$	$I^2t$	660	$\text{A}^2\text{S}$
Typical Thermal Resistance Junction to case(per element)	$R_{\theta jc}$	3.0	K/W

Notes: 1. High Temperature Solder Exemption Applied, see EU Directive Annex Notes 7

## 35 Amp Single Phase Bridge Rectifier 50 to 1000 Volts

### MP-50W

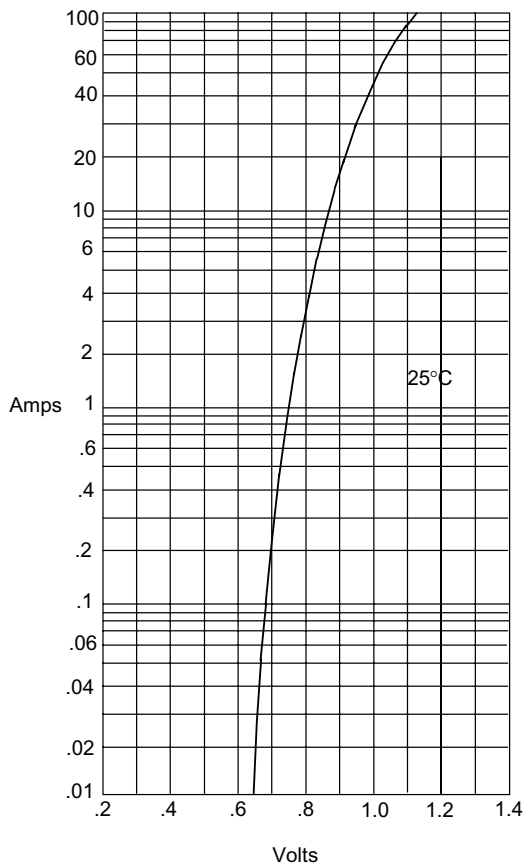


DIM	DIMENSIONS				NOTE
	INCHES		MM		
	MIN	MAX	MIN	MAX	
A	1.118	1.130	28.40	28.70	
B	.432	.442	10.97	11.23	
C	.769	---	19.53	---	
D	.673	.752	17.10	19.10	
E	.038	.042	.97	1.07	4PL/TYP
G	.193	---	4.90	---	Ø
H	.429	.468	10.90	11.90	
i	.169	.236	4.30	6.00	

[www.mccsemi.com](http://www.mccsemi.com)

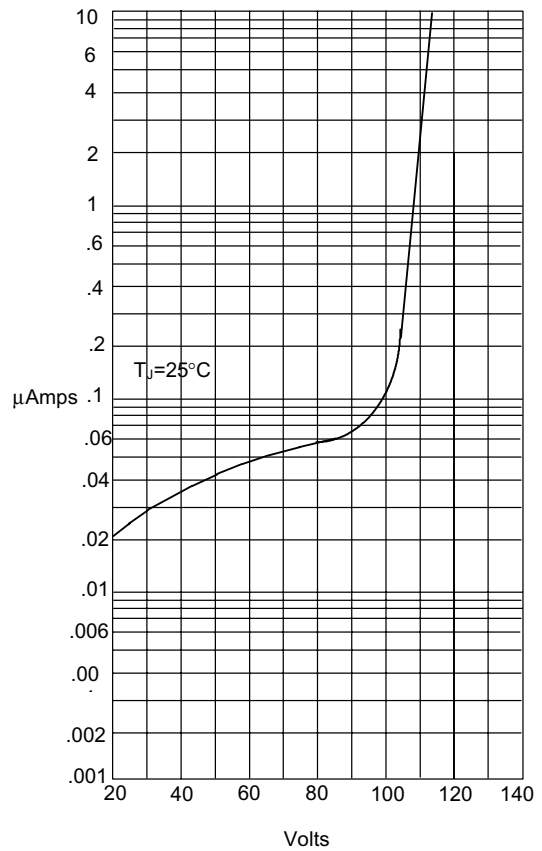
# MP3505W thru MP3510W

Figure 1  
Typical Forward Characteristics



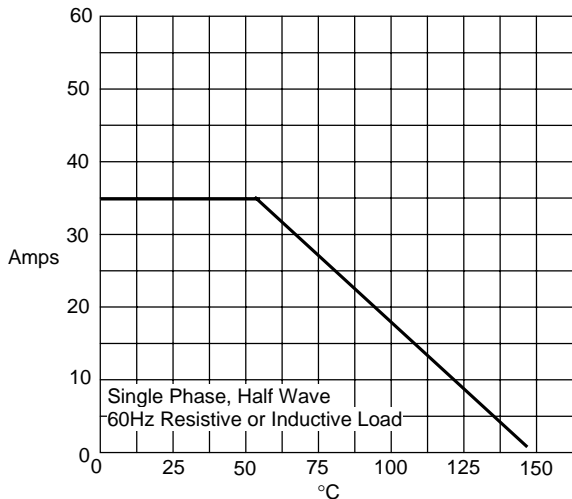
Instantaneous Forward Current - Amperes *versus* Instantaneous Forward Voltage - Volts

Figure 2  
Typical Reverse Characteristics



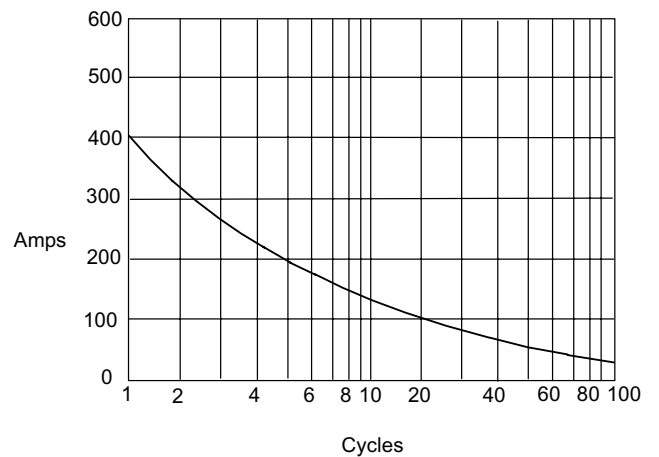
Instantaneous Reverse Leakage Current - MicroAmperes *versus* Percent Of Rated Peak Reverse Voltage - Volts

Figure 3  
Forward Derating Curve



Average Forward Rectified Current - Amperes *versus* Case Temperature - °C

Figure 4  
Peak Forward Surge Current



Peak Forward Surge Current - Amperes *versus* Number Of Cycles At 60Hz - Cycles



Micro Commercial Components

## Ordering Information

Device	Packing
(Part Number)-BP	Bulk;50pcs/Box

**\*\*\*IMPORTANT NOTICE\*\*\***

*Micro Commercial Components Corp.* reserves the right to make changes without further notice to any product herein to make corrections, modifications , enhancements , improvements , or other changes . *Micro Commercial Components Corp.* does not assume any liability arising out of the application or use of any product described herein; neither does it convey any license under its patent rights ,nor the rights of others . The user of products in such applications shall assume all risks of such use and will agree to hold *Micro Commercial Components Corp.* and all the companies whose products are represented on our website, harmless against all damages.

**\*\*\*APPLICATIONS DISCLAIMER\*\*\***

Products offer by *Micro Commercial Components Corp.* are not intended for use in Medical, Aerospace or Military Applications.

---

[www.mccsemi.com](http://www.mccsemi.com)