

MP351M Thru MP3510M

High Current Glass Passivated Molding Single-Phase Bridge Rectifier

Reverse Voltage 100 to 1000V Forward Current 35.0 A

FEATURES

- Plastic Package has Underwriters Laboratory Flammability Classification 94V-0
- High current capacity with small package
- Glass passivated chip junctions
- Superior thermal conductivity
- High IFSM



1. Maximum & Thermal Characteristics Ratings at 25 ambient temperature unless otherwise specified.

Item	Symbol	MP351M	MP352M	MP354M	MP356M	MP358M	MP3510M	Unit	
Maximum repetitive voltage	VRM	100	200	400	600	800	1000	V	
Maximum RMS Voltage	VRMS	70	140	280	420	560	700	V	
Maximum DC Blocking Voltage	VDC	100	200	400	600	800	1000	V	
Maximum DC reverse current TA=25	IR							5	μA
at rated DC blocking voltage TA=125									
Average rectified forward current Tc=82	Io							35	A
60Hz sinewave,R-load without heatsink Ta=38									
Peak forward surge current 8.3 ms single half sine-wave superimposed on rated load	IFSM							400	A
Rating for Fusing (t<8.3ms)	I ² t							660	A ² sec
Dielectric strength Terminals to case, AC 1 minute Current 1mA	Vdia							2.0	KV
Maximum instantaneous forward voltage at 17.5A	VF							1.05	V
Operating junction temperature	Tj							-40~150	
Storage temperature	Tstg							-40~150	
Mounting torque	Tor	Rating Torque : 1.2 (Suggests 0.6~1.0)							N.m

MP351M Thru MP3510M

2. Ratings and Characteristic Curves (TA = 25°C unless otherwise noted)

Fig. 1 Derating Curve

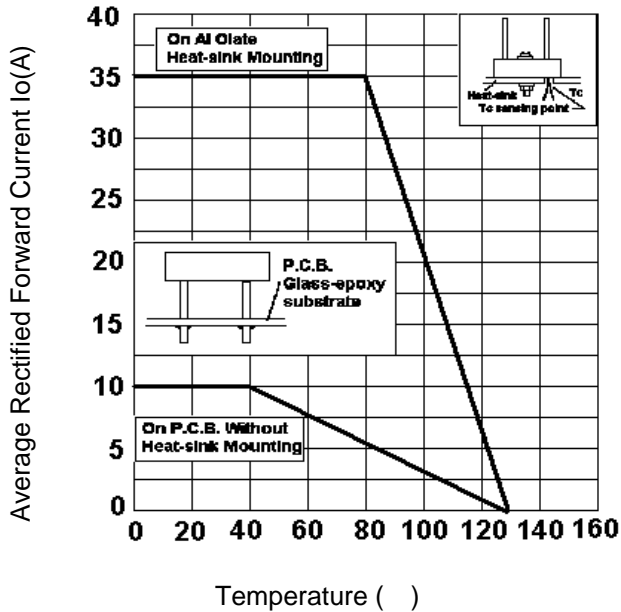


Fig.2 Typical Reverse Characteristics

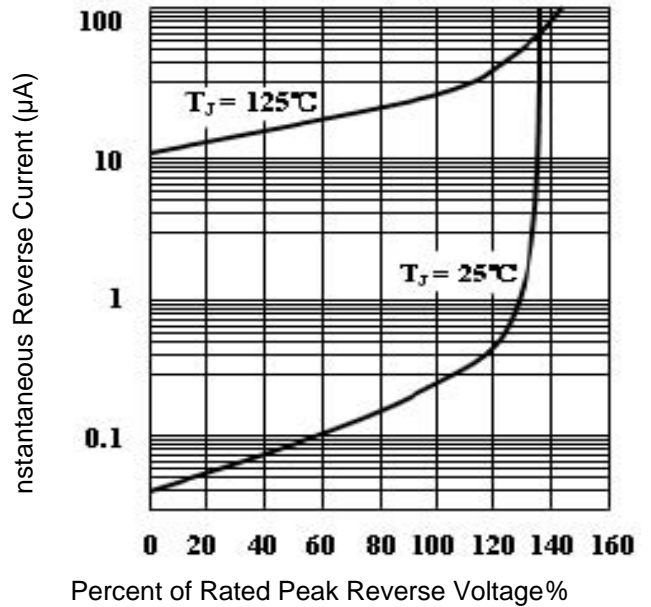


Fig.3 Forward Voltage

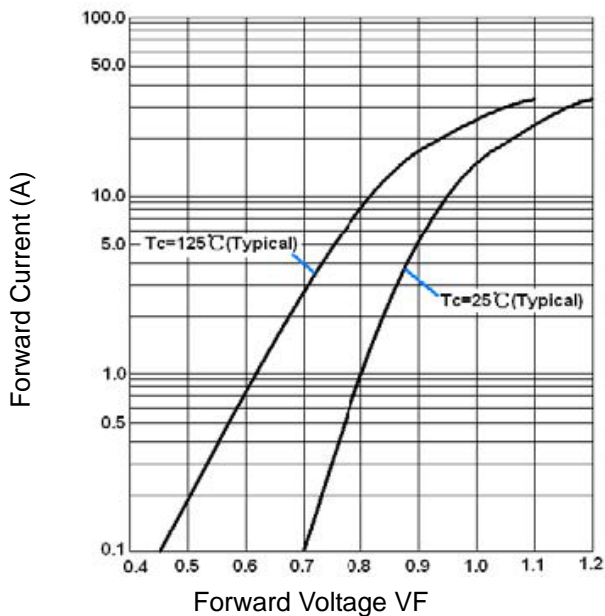
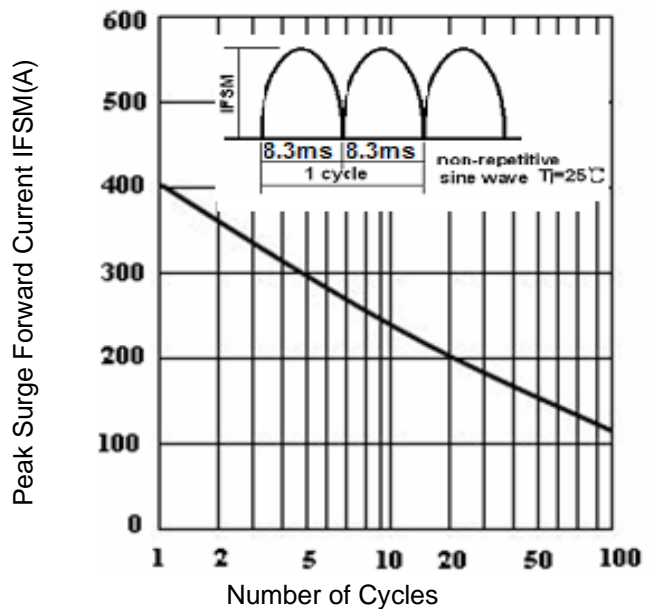


Fig.4 Peak Surge Forward Capability



MP351M Thru MP3510M

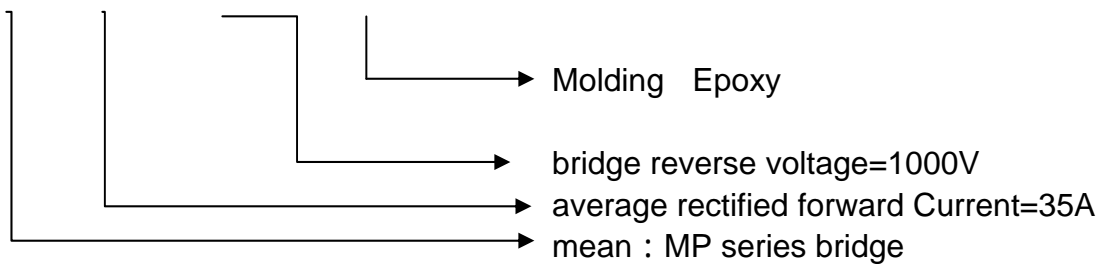
3. Marking Identification



Note :

生产日期码包含4位数字，例如“1013”，前两个数字“10”表示为2010年，另外二个数字“13”是指第13周，即表示该产品为2010年13周生产。

型号：**MP 35 10 M**



4. Dimension

