

# MP501M Thru MP5010M

**High Current Glass Passivated Molding Single-Phase Bridge Rectifier**

**Reverse Voltage 100 to 1000V Forward Current 50.0 A**

## FEATURES

- Plastic Package has Underwriters Laboratory Flammability Classification 94V-0
- High current capacity with small package
- Glass passivated chip junctions
- Superior thermal conductivity
- High IFSM



## 1. Maximum & Thermal Characteristics Ratings at 25 ambient temperature unless otherwise specified.

Item	Symbol	MP501M	MP502M	MP504M	MP506M	MP508M	MP5010M	Unit	
Maximum repetitive voltage	VRM	100	200	400	600	800	1000	V	
Maximum RMS Voltage	VRMS	70	140	280	420	560	700	V	
Maximum DC Blocking Voltage	VDC	100	200	400	600	800	1000	V	
Maximum DC reverse current TA=25	IR							5	μA
at rated DC blocking voltage TA=125									
Average rectified forward current Tc=100	Io							50	A
60Hz sinewave,R-load with heatsink Ta=38									
Peak forward surge current 8.3 ms single half sine-wave superimposed on rated load	IFSM							450	A
Rating for Fusing (t<8.3ms)	I <sup>2</sup> t							840	A <sup>2</sup> sec
Dielectric strength Terminals to case, AC 1 minute Current 1mA	Vdia							2.5	KV
Maximum instantaneous forward voltage at 25A	VF							1.05	V
Operating junction temperature	Tj							-55~150	
Storage temperature	Tstg							-55~150	
Mounting torque	Tor							Rating Torque : 1.2 ( Suggests 0.6~1.0 )	N.m

# MP501M Thru MP5010M

## 2. Ratings and Characteristic Curves ( $T_A = 25^\circ\text{C}$ unless otherwise noted )

Fig. 1 Derating Curve

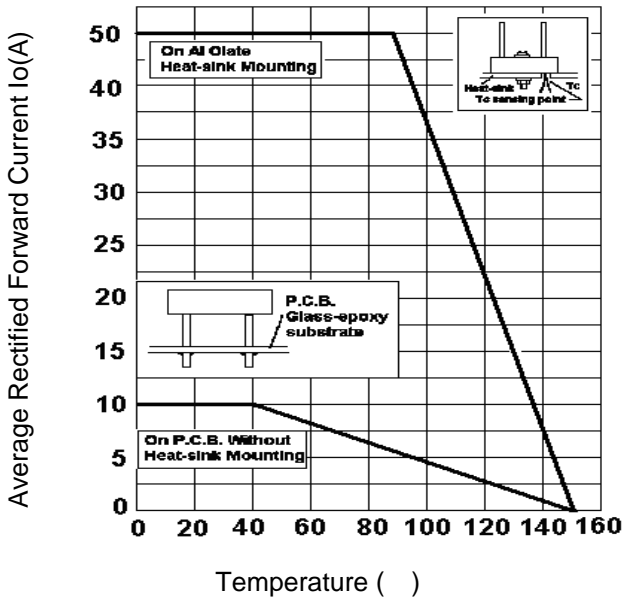


Fig.2 Typical Reverse Characteristics

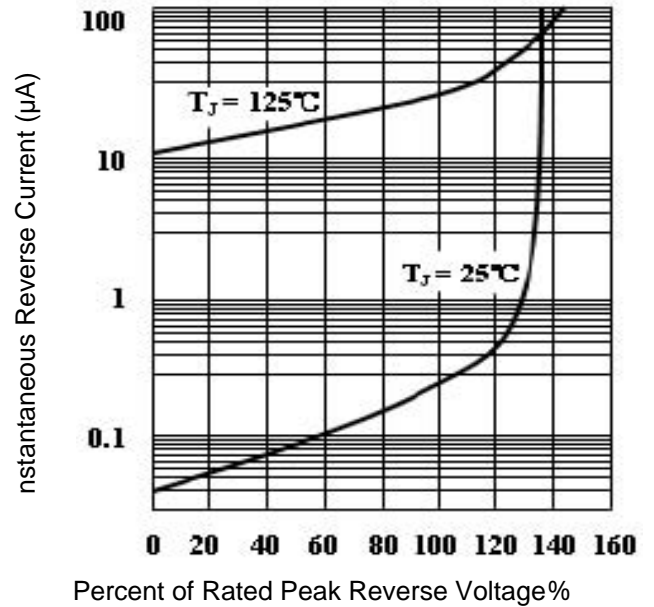


Fig.3 Forward Voltage

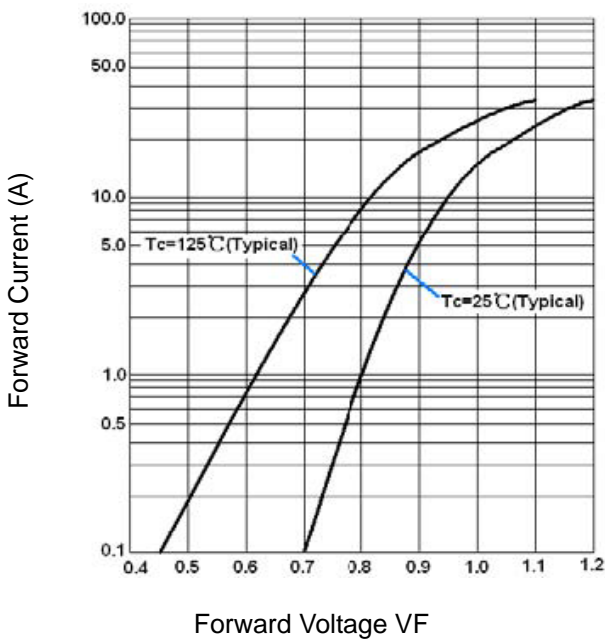
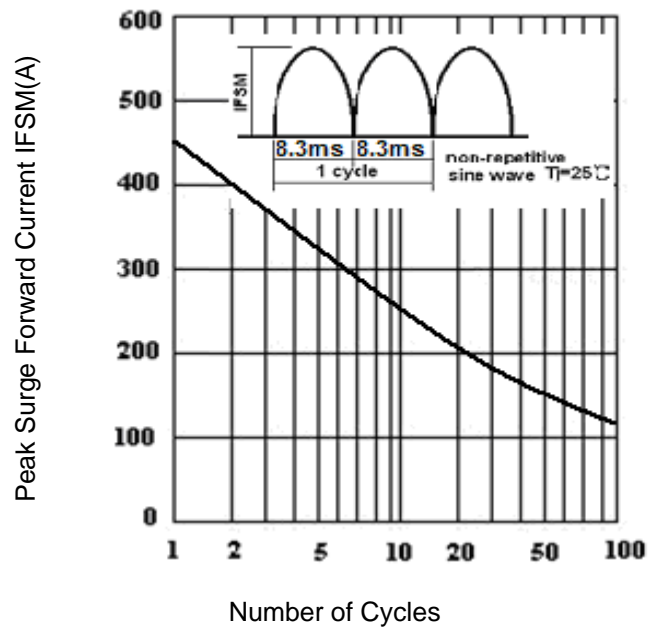


Fig.4 Peak Surge Forward Capability



# MP501M Thru MP5010M

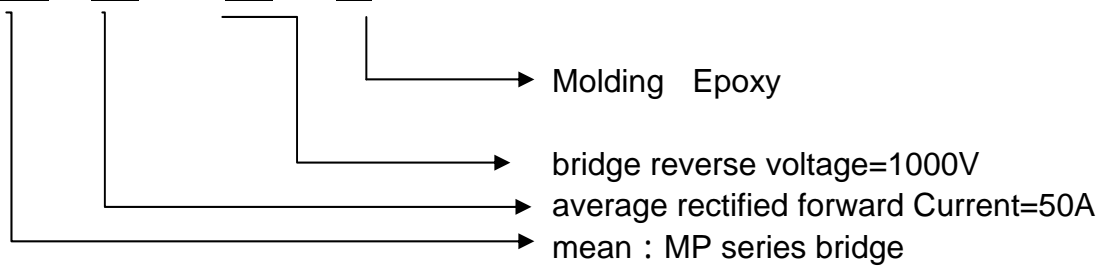
## 3. Marking Identification



**Note :**

生产日期码包含4位数字，例如“1013”，前两个数字“10”表示为2010年，另外二个数字“13”是指第13周，即表示该产品为2010年13周生产。

型号：**MP 50 10 M**



## 4. Dimension

