

MPS3392  
MPS3393  
MPS3394  
MPS3395

SILICON  
NPN TRANSISTORS




www.centrasemi.com

**DESCRIPTION:**

The CENTRAL SEMICONDUCTOR MPS3392 series devices are silicon NPN transistors designed for small signal amplifier and low power audio applications.

**MARKING: FULL PART NUMBER**



**MAXIMUM RATINGS:** (T<sub>A</sub>=25°C)

Collector-Base Voltage  
Collector-Emitter Voltage  
Emitter-Base Voltage  
Continuous Collector Current  
Power Dissipation  
Operating and Storage Junction Temperature  
Thermal Resistance

SYMBOL		UNITS
V <sub>CBO</sub>	25	V
V <sub>CEO</sub>	25	V
V <sub>EBO</sub>	5.0	V
I <sub>C</sub>	100	mA
P <sub>D</sub>	625	mW
T <sub>J</sub> , T <sub>stg</sub>	-65 to +150	°C
θ <sub>JA</sub>	200	°C/W

**ELECTRICAL CHARACTERISTICS:** (T<sub>A</sub>=25°C unless otherwise noted)

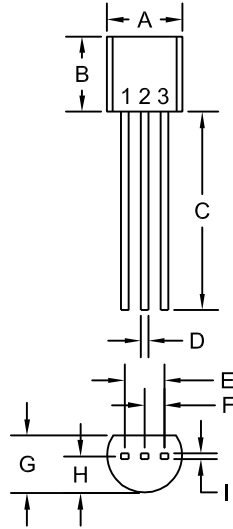
SYMBOL	TEST CONDITIONS	MIN	MAX	UNITS
I <sub>CBO</sub>	V <sub>CB</sub> =18V		100	nA
I <sub>EBO</sub>	V <sub>EB</sub> =5.0V		100	nA
BV <sub>CEO</sub>	I <sub>C</sub> =1.0mA	25		V
C <sub>ob</sub>	V <sub>CB</sub> =10V, f=1.0MHz		3.5	pF

SYMBOL	TEST CONDITIONS	MPS3392		MPS3393		MPS3394		MPS3395	
		MIN	MAX	MIN	MAX	MIN	MAX	MIN	MAX
h <sub>FE</sub>	V <sub>CE</sub> =4.5V, I <sub>C</sub> =2.0mA	150	300	90	180	55	110	150	500
h <sub>fe</sub>	V <sub>CE</sub> =4.5V, I <sub>C</sub> =2.0mA, f=1.0kHz	150	500	90	400	55	300	150	800

MPS3392  
MPS3393  
MPS3394  
MPS3395  
  
SILICON  
NPN TRANSISTORS



TO-92 CASE - MECHANICAL OUTLINE



R1

SYMBOL	INCHES		MILLIMETERS	
	MIN	MAX	MIN	MAX
A (DIA)	0.175	0.205	4.45	5.21
B	0.170	0.210	4.32	5.33
C	0.500	-	12.70	-
D	0.016	0.022	0.41	0.56
E	0.100		2.54	
F	0.050		1.27	
G	0.125	0.165	3.18	4.19
H	0.080	0.105	2.03	2.67
I	0.015		0.38	

TO-92 (REV: R1)

LEAD CODE:

- 1) Emitter
- 2) Base
- 3) Collector

MARKING:

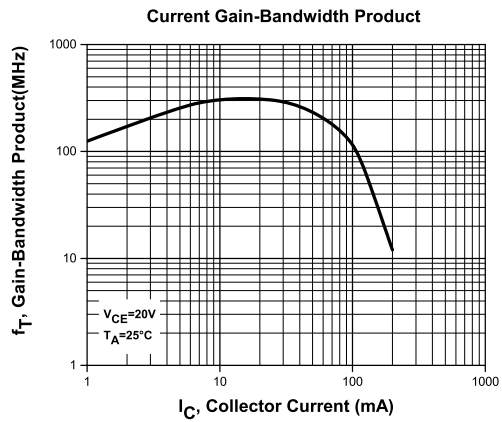
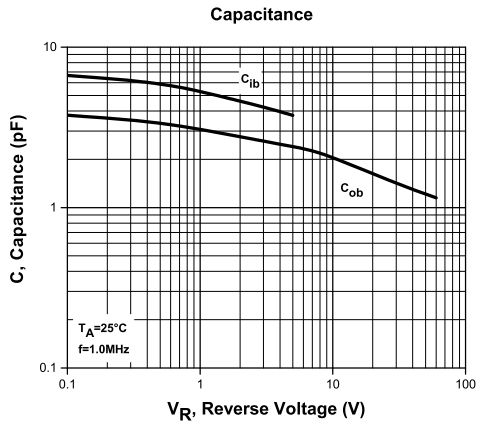
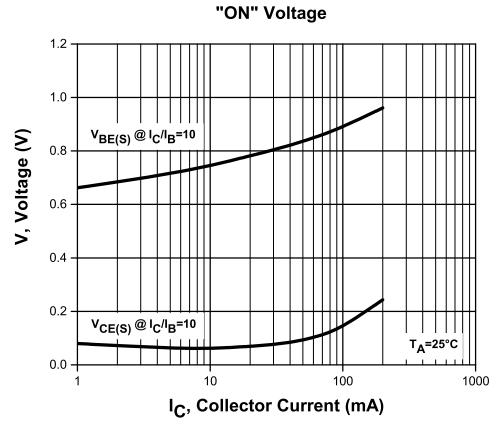
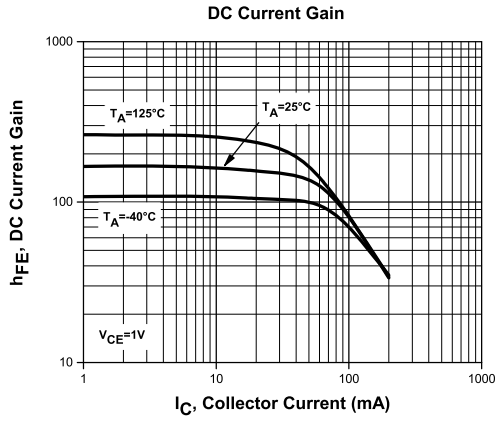
FULL PART NUMBER

R1 (1-March 2017)

MPS3392  
MPS3393  
MPS3394  
MPS3395  
  
SILICON  
NPN TRANSISTORS



TYPICAL ELECTRICAL CHARACTERISTICS



R1 (1-March 2017)

## OUTSTANDING SUPPORT AND SUPERIOR SERVICES



---

### PRODUCT SUPPORT

Central's operations team provides the highest level of support to insure product is delivered on-time.

- Supply management (Customer portals)
- Inventory bonding
- Consolidated shipping options
- Custom bar coding for shipments
- Custom product packing

---

### DESIGNER SUPPORT/SERVICES

Central's applications engineering team is ready to discuss your design challenges. Just ask.

- Free quick ship samples (2<sup>nd</sup> day air)
- Online technical data and parametric search
- SPICE models
- Custom electrical curves
- Environmental regulation compliance
- Customer specific screening
- Up-screening capabilities
- Special wafer diffusions
- PbSn plating options
- Package details
- Application notes
- Application and design sample kits
- Custom product and package development

---

### CONTACT US

#### Corporate Headquarters & Customer Support Team

Central Semiconductor Corp.  
145 Adams Avenue  
Hauppauge, NY 11788 USA  
Main Tel: (631) 435-1110  
Main Fax: (631) 435-1824  
Support Team Fax: (631) 435-3388  
[www.centalsemi.com](http://www.centalsemi.com)

**Worldwide Field Representatives:**  
[www.centalsemi.com/wwreps](http://www.centalsemi.com/wwreps)

**Worldwide Distributors:**  
[www.centalsemi.com/wwdistributors](http://www.centalsemi.com/wwdistributors)

---

For the latest version of Central Semiconductor's **LIMITATIONS AND DAMAGES DISCLAIMER**, which is part of Central's Standard Terms and Conditions of sale, visit: [www.centalsemi.com/terms](http://www.centalsemi.com/terms)