

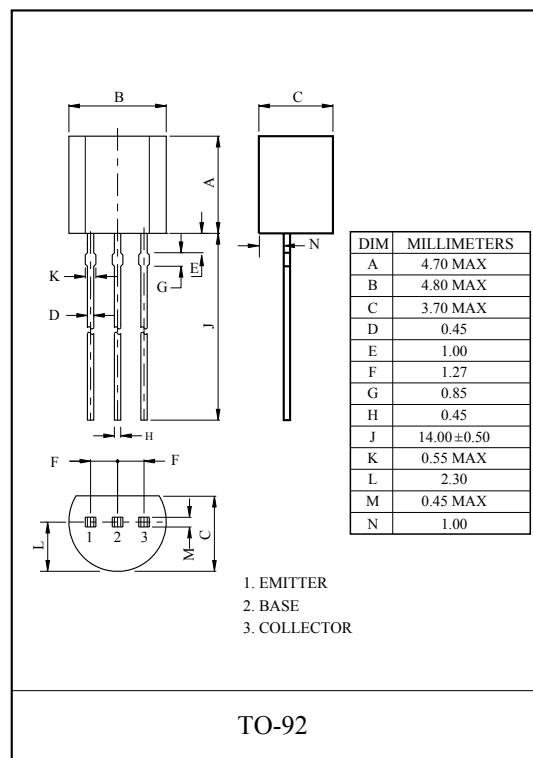
HIGH VOLTAGE APPLICATION.  
TELEPHONE APPLICATION.

## FEATURES

- Complementary to MPSA42/43.

## MAXIMUM RATING (Ta=25°C)

CHARACTERISTIC		SYMBOL	RATING	UNIT
Collector-Base Voltage	MPSA92	$V_{CBO}$	-300	V
	MPSA93		-200	
Collector-Emitter Voltage	MPSA92	$V_{CEO}$	-300	V
	MPSA93		-200	
Emitter-Base Voltage		$V_{EBO}$	-5.0	V
Collector Current		$I_C$	-500	mA
Emitter Current		$I_E$	500	mA
Collector Power Dissipation		$P_C$	625	mW
Junction Temperature		$T_j$	150	°C
Storage Temperature Range		$T_{stg}$	-55 ~ 150	°C



DataSheet4U.com

DataShee

## ELECTRICAL CHARACTERISTICS (Ta=25°C)

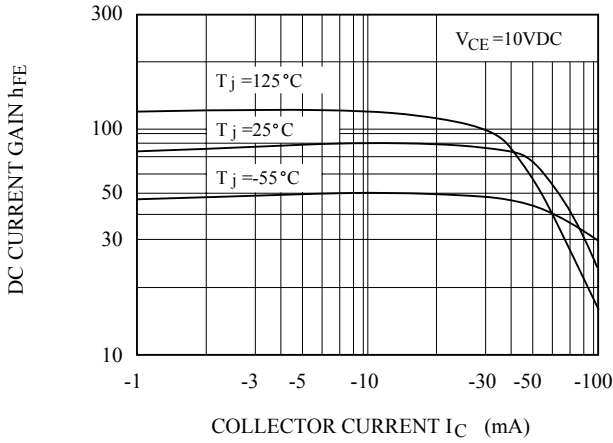
CHARACTERISTIC		SYMBOL	TEST CONDITION	MIN.	TYP.	MAX.	UNIT
Collector-Base Breakdown Voltage	MPSA92	$V_{(BR)CBO}$	$I_C = -100\mu A, I_E = 0$	-300	-	-	V
	MPSA93			-200	-	-	
Collector-Emitter Breakdown Voltage	MPSA92	$V_{(BR)CEO}$	$I_C = -1.0mA, I_B = 0$	-300	-	-	V
	MPSA93			-200	-	-	
Collector Cut-off Current	MPSA92	$I_{CBO}$	$V_{CB} = -300V, I_E = 0$	-	-	-0.25	$\mu A$
	MPSA93		$V_{CB} = -150V, I_E = 0$	-	-	-0.25	
Emitter Cut-off Current		$I_{EBO}$	$V_{EB} = -3V, I_C = 0$	-	-	-0.1	$\mu A$
DC Current Gain	* $h_{FE}$		$I_C = -1.0mA, V_{CE} = -10V$	25	-	-	
			$I_C = -10mA, V_{CE} = -10V$	40	-	-	
			$I_C = -30mA, V_{CE} = -10V$	25	-	-	
Collector-Emitter Saturation Voltage		* $V_{CE(sat)}$	$I_C = -20mA, I_B = -2.0mA$	-	-	-0.5	V
Base-Emitter Saturation Voltage		* $V_{BE(sat)}$	$I_C = -20mA, I_B = -2.0mA$	-	-	-0.9	V
Transition Frequency		$f_T$	$V_{CE} = -20V, I_C = -10mA, f = 100MHz$	50	-	-	MHz
Collector Output Capacitance	MPSA92	$C_{ob}$	$V_{CB} = -20V, I_E = 0, f = 1MHz$	-	-	6.0	pF
	MPSA93			-	-	8.0	

\*Pulse Test : Pulse Width  $\leq 300\mu s$ , Duty Cycle  $\leq 2\%$ 

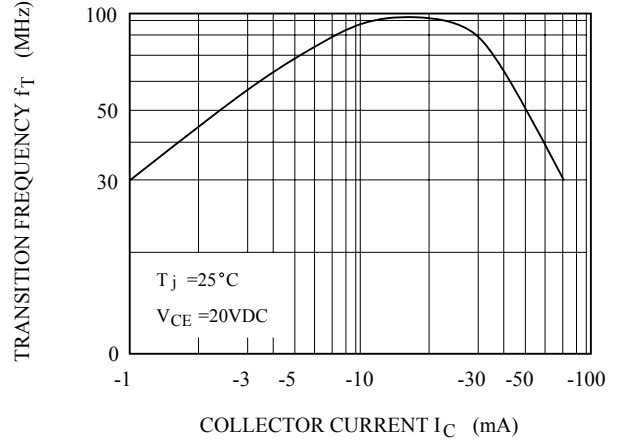
www.DataSheet4U.com

# MPSA92/93

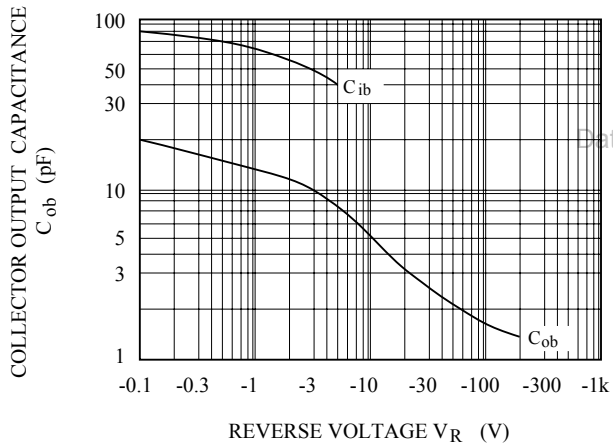
$h_{FE} - I_C$



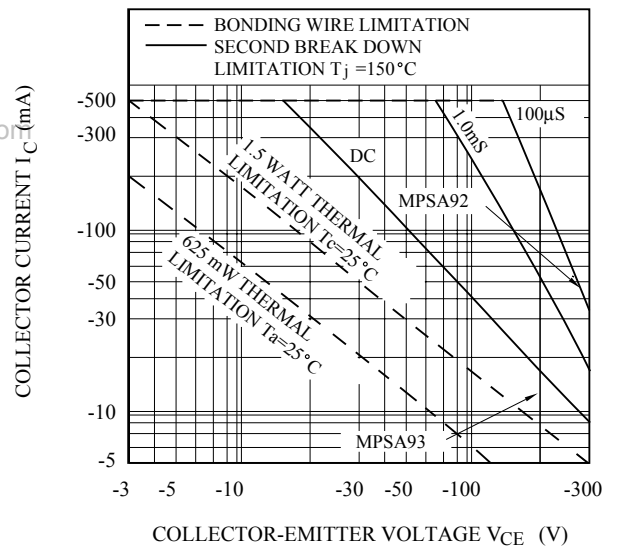
$f_T - I_C$



$C_{ob} - V_R$



$I_C - V_{CE}$



$V_{BE(sat)}, V_{CE(sat)} - I_C$

