

# MOTOR RUN AC METALLIZED

## MRC SERIES

The MRC series is a range of AC metallized capacitors. These capacitors are most often used in motor run, HVAC, lighting, and power supply applications.

### FEATURES:

- .25" 4-Way Quick Connect terminals
- Pressure activated circuit interrupter
- Self healing of shorts due to dielectric breakdown
- Non-PCB dielectric fluid
- Low dissipation factor
- Leak-proof terminals

### RATINGS

#### Capacitance Range:

370 Volts – 2 $\mu$ F to 50 $\mu$ F

440 Volts – 2 $\mu$ F to 60 $\mu$ F

**Tolerance:** See Table on Next Page

### PERFORMANCE SPECIFICATIONS

**Operating Temperature Range:** -25°C to +85°C

**(MRC440V17R5 ONLY):** -40°C to +70°C

**(MRC440V30 ONLY):** -55°C to +70°C

**Capacitance Change Due To Temp:** +5% to -7%

**Dissipation Factor:** 0.001% Max @ 60Hz

**(MRC440V17R5 ONLY)** 0.1% Max @ 60Hz

**Service Life:** \*150,000 hours (at Max Rating)  
94% survival

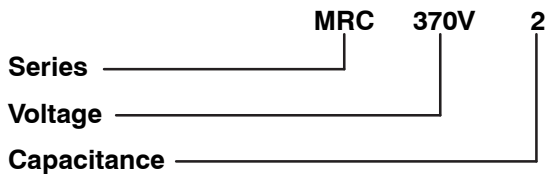
**Shelf Life:** 10 years (when stored at < 35°C)

**Impregnant:** Dykanol XK

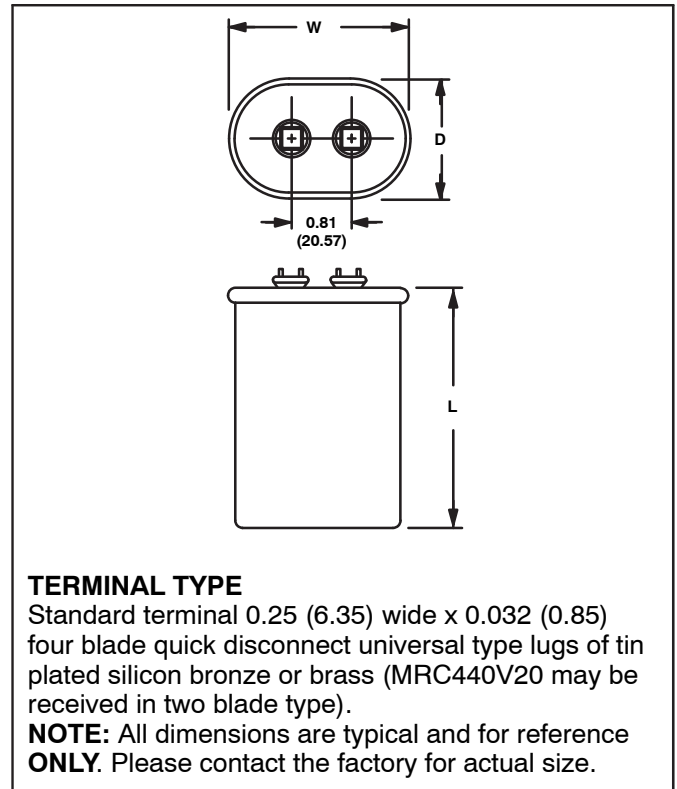
### CAPACITOR CONSTRUCTION

Metallized electrodes on both sides of paper substrate are wound with polypropylene film as a dielectric. During vacuum fluid processing the paper acts as a wick for thorough fluid impregnation to SUPPRESS CORONA and to promote long life.

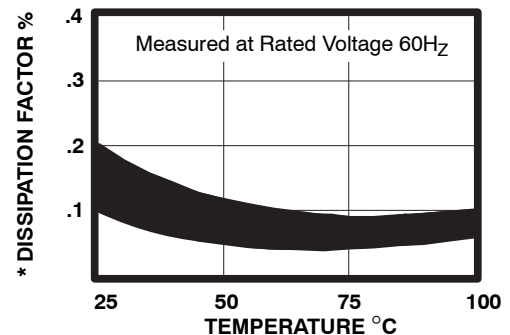
### ORDERING INFORMATION



\* EIA Standard is 60,000 hours

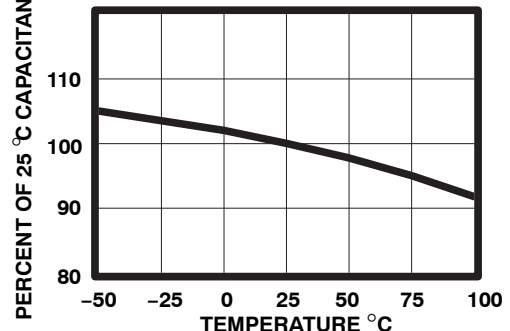


DISSIPATION FACTOR VS. TEMPERATURE



\* NOTE - DF values after rated voltage is applied for 24 hours.

CAPACITANCE VS. TEMPERATURE



# MOTOR RUN AC METALLIZED

## MRC SERIES

### 370VAC Ratings and Dimensions @ 70° Case Temp.

NTE Type Number	Capacitance μF	Tolerance %	Case Dimensions – Inch (mm)			Case Style
			W	D	L	
MRC370V2	2	5	2.16 (54.86)	1.31 (33.27)	2.18 (55.37)	A
MRC370V3	3	10	2.16 (54.86)	1.31 (33.27)	1.85 (46.99)	A
MRC370V4	4	10	2.16 (54.86)	1.31 (33.27)	1.85 (46.99)	A
MRC370V5	5	10	2.16 (54.86)	1.31 (33.27)	2.18 (55.37)	A
MRC370V6	6	10	2.16 (54.86)	1.31 (33.27)	2.15 (54.61)	A
MRC370V7R5	7.5	10	2.16 (54.86)	1.31 (33.27)	2.36 (59.94)	A
MRC370V10	10	5	2.13 (54.10)	1.34 (34.00)	2.95 (75.00)	A
MRC370V12R5	12.5	10	2.16 (54.86)	1.31 (33.27)	2.88 (73.15)	A
MRC370V15	15	5	2.87 (72.89)	1.87 (47.50)	2.95 (74.93)	B
MRC370V17R5	17.5	5	2.16 (54.86)	1.31 (33.27)	3.95 (100.33)	A
MRC370V20	20	5	2.87 (72.89)	1.87 (47.50)	2.95 (74.93)	B
MRC370V25	25	5	2.16 (54.86)	1.31 (33.27)	3.75 (95.25)	A
MRC370V30	30	5	2.87 (72.89)	1.87 (47.50)	3.03 (76.96)	B
MRC370V35	35	5	2.87 (72.89)	1.87 (47.50)	3.94 (100.08)	B
MRC370V40	40	5	2.89 (73.41)	1.85 (46.99)	3.94 (100.08)	B
MRC370V45	45	5	2.87 (72.89)	1.87 (47.50)	3.95 (100.33)	B
MRC370V50	50	5	2.87 (72.89)	1.87 (47.50)	3.94 (100.08)	B

### 440VAC Ratings and Dimensions @ 70° Case Temp.

NTE Type Number	Capacitance μF	Tolerance %	Case Dimensions – Inch (mm)			Case Style
			W	D	L	
MRC440V2	2	10	2.16 (54.86)	1.31 (33.27)	1.85 (46.99)	A
MRC440V3	3	5	2.16 (54.86)	1.31 (33.27)	2.33 (59.18)	A
MRC440V4	4	10	2.16 (54.86)	1.31 (33.27)	2.23 (56.64)	A
MRC440V5	5	10	2.16 (54.86)	1.31 (33.27)	2.63 (66.80)	A
MRC440V6	6	10	2.16 (54.86)	1.31 (33.27)	2.63 (66.80)	A
MRC440V7R5	7.5	10	2.16 (54.86)	1.31 (33.27)	2.81 (71.37)	A
MRC440V10	10	5	2.87 (72.89)	1.87 (47.50)	2.95 (74.93)	B
MRC440V12R5	12.5	5	2.87 (72.89)	1.87 (47.50)	3.06 (77.72)	B
MRC440V15	15	5	2.13 (54.10)	1.34 (34.00)	2.95 (74.93)	A
MRC440V17R5	17.5	10	2.91 (73.91)	1.91 (48.51)	3.91 (99.31)	B
MRC440V20	20	5	2.87 (72.89)	1.87 (47.50)	2.95 (74.93)	B
MRC440V25	25	5	2.87 (72.89)	1.87 (47.50)	3.82 (97.03)	B
MRC440V30	30	5	2.87 (72.89)	1.87 (47.50)	3.94 (100.08)	B
MRC440V35	35	5	2.87 (72.89)	1.87 (47.50)	3.94 (100.08)	C
MRC440V40	40	5	2.87 (72.89)	1.87 (47.50)	4.92 (124.96)	B
MRC440V45	45	5	2.87 (72.89)	1.87 (47.50)	4.92 (124.96)	B
MRC440V50	50	5	2.87 (72.89)	1.87 (47.50)	3.94 (100.08)	B
MRC440V55	55	5	2.87 (72.89)	1.87 (47.50)	5.12 (130.05)	B
MRC440V60	60	5	2.87 (72.89)	1.87 (47.50)	5.12 (130.05)	B