



Glass Passivated Rectifier Diode Modules

VRRM 800 to 1600V

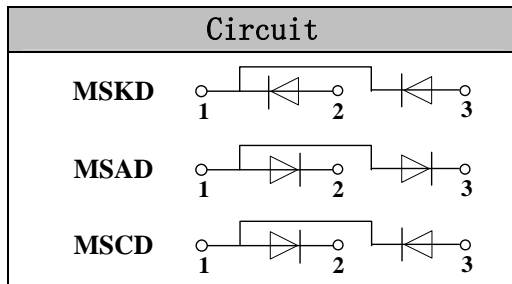
IFAV 36 Amp

Applications

- Non-controllable rectifiers for AC/AC converters
- Line rectifiers for transistorized AC motor controllers
- Field supply for DC motors

Features

- Blocking voltage: 800 to 1600V
- Heat transfer through aluminum oxide ceramic isolated metal baseplate
- Glass passivated chip



Module Type

TYPE			VRRM	VRSM
MSKD36-08	MSAD36-08	MSCD36-08	800V	900V
MSKD36-12	MSAD36-12	MSCD36-12	1200V	1300V
MSKD36-16	MSAD36-16	MSCD36-16	1600V	1700V

Maximum Ratings

Symbol	Conditions	Values	Units
IFAV	Tc=100°C	36	A
IFSM	t=10mS Tvj =45°C	650	A
i ² t	t=10mS Tvj =45°C	2100	A ² S
Visol	a. c. 50HZ; r. m. s. ; 1min	3000	V
Tvj		-40 to 150	°C
Tstg		-40 to 125	°C
Mt	To terminals (M5)	2. 5-4	Nm
Ms	To heatsink (M5)	2. 5-4	Nm
Weight	Module	110	g

Thermal Characteristics

Symbol	Conditions	Values	Units
Rth(j-c)	Per diode	1.0	°C/W
Rth(c-s)	Module	0.1	°C/W

Electrical Characteristics

Symbol	Conditions	Values	Units
VFM	T=25°C IFM =100A	1.25	V
IRD	Tvj=TvjM VRD=VRRM	≤5	mA

Performance Curves

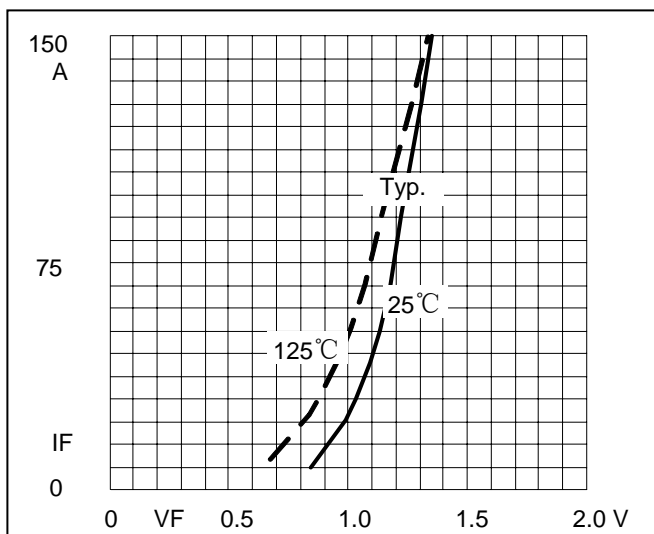


Fig1. Forward Characteristics

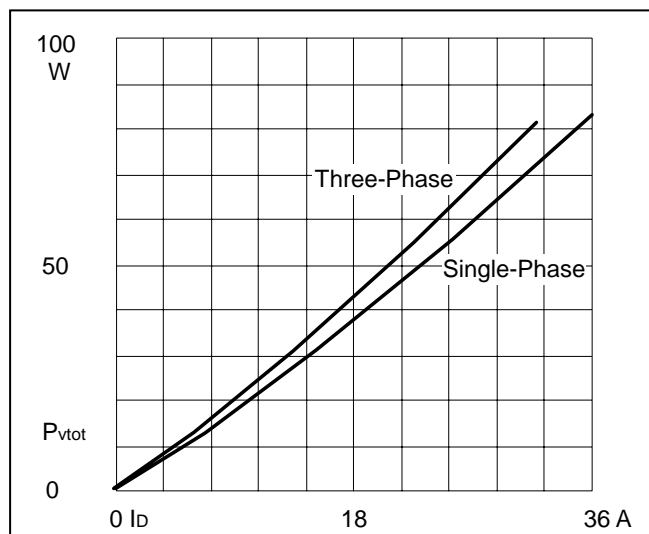


Fig2. Power dissipation

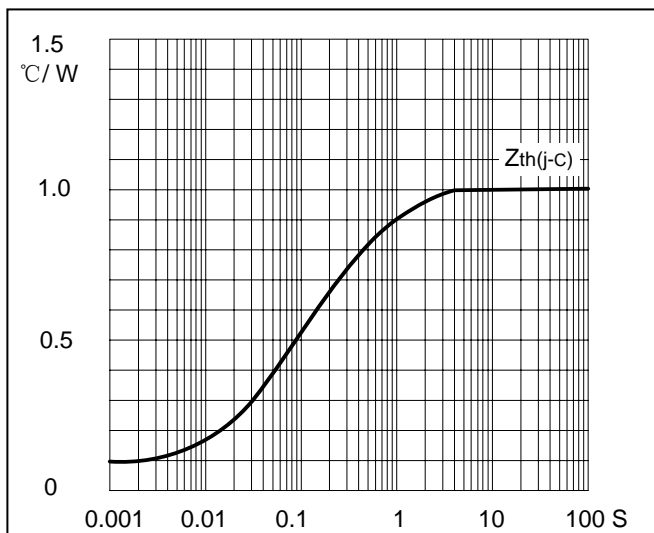


Fig3. Transient thermal impedance

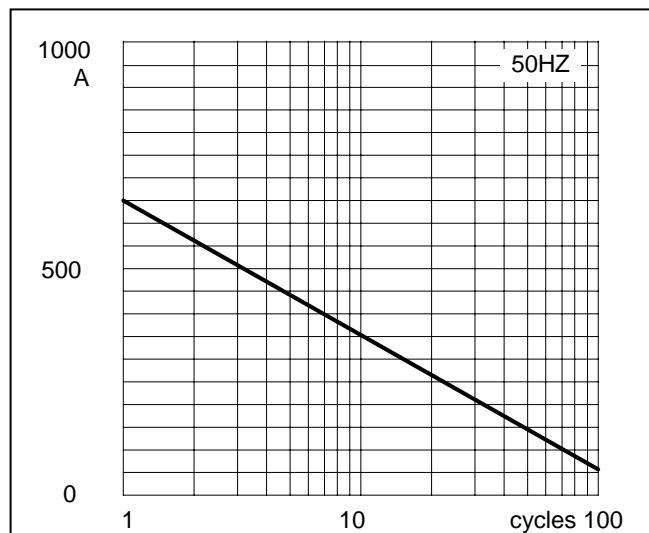


Fig4. Max Non-Repetitive Forward Surge Current

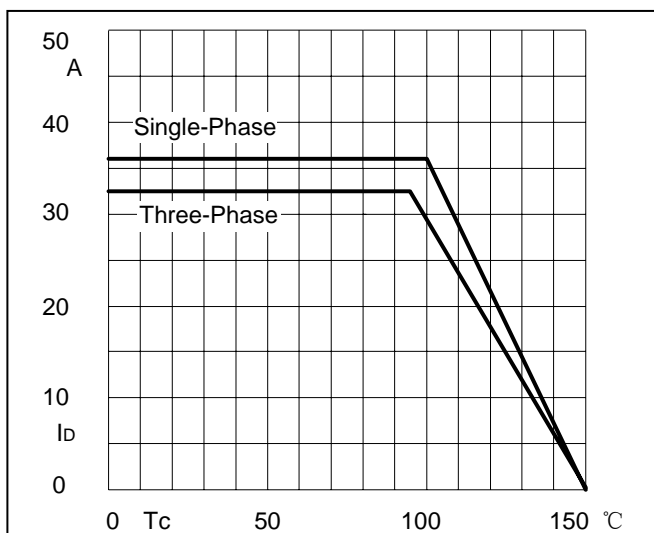
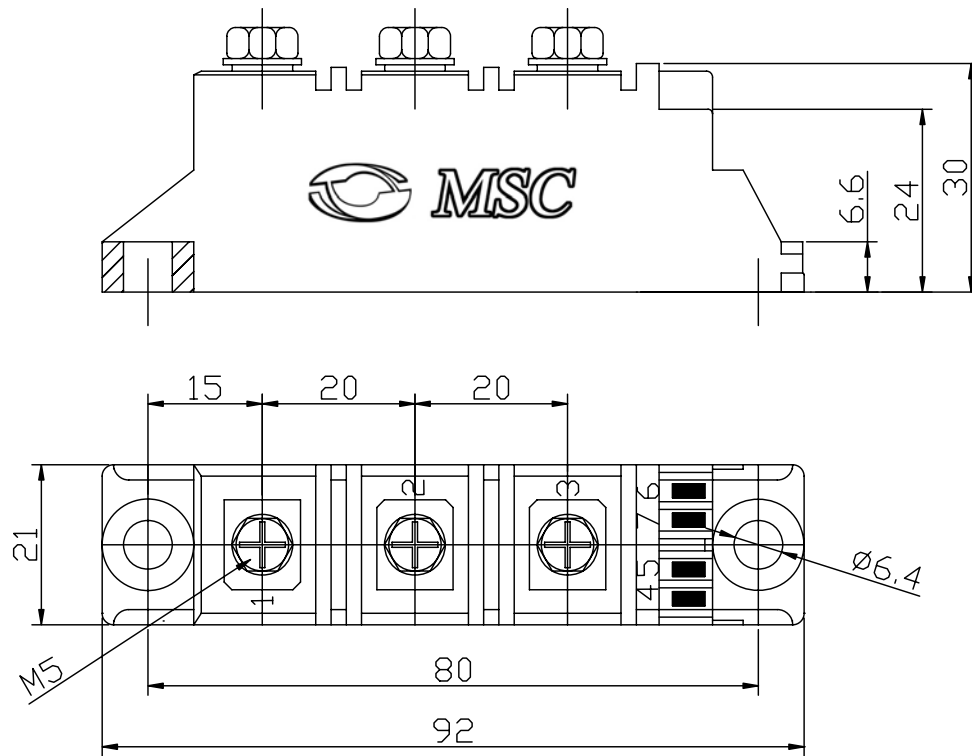


Fig5. Forward Current Derating Curve

Package Outline Information

CASE-D1



Dimensions in mm