

2A SURFACE MOUNT GLASS PASSIVATED BRIDGE RECTIFIER

FEATURES:

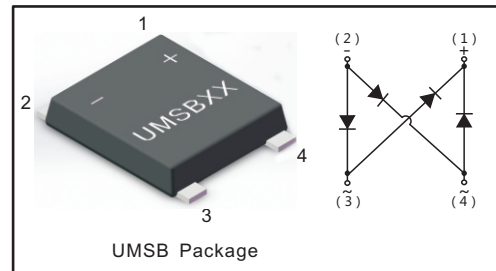
- Glass Passivated Chip Junction
- Reverse Voltage - 100 to 1000 V
- Forward Current - 2.0 A
- High Surge Current Capability
- Designed for Surface Mount Application

MECHANICAL DATA

- Case: UMSB
- Terminals: Solderable per MIL-STD-750, Method 2026

PINNING

PIN	DESCRIPTION
1	Output Anode (+)
2	Output Cathode (-)
3	Input Pin (~)
4	Input Pin (~)



Maximum Ratings and Electrical characteristics

Ratings at 25 °C ambient temperature unless otherwise specified.

Single phase half-wave 60 Hz, resistive or inductive load, for capacitive load current derate by 20 %.

Parameter	Symbols	MSB20B	MSB20D	MSB20G	MSB20J	MSB20K	MSB20M	Units
Maximum Repetitive Peak Reverse Voltage	V_{RRM}	100	200	400	600	800	1000	V
Maximum RMS voltage	V_{RMS}	70	140	280	420	560	700	V
Maximum DC Blocking Voltage	V_{DC}	100	200	400	600	800	1000	V
Average Rectified Output Current	I_O	2.0						A
Peak Forward Surge Current 8.3 ms Single Half Sine Wave Superimposed on Rated Load (JEDEC Method)	I_{FSM}	50						A
Maximum Forward Voltage at 2.0 A	V_F	1.1						V
Maximum DC Reverse Current at Rated DC Blocking Voltage @ $T_A=25\text{ }^{\circ}\text{C}$ @ $T_A=125\text{ }^{\circ}\text{C}$	I_R	5 100						μA
Typical Junction Capacitance (Note1)	C_j	30						pF
Operating and Storage Temperature Range	T_j, T_{stg}	-55 ~ +150						$^{\circ}\text{C}$

Note: 1. Measured at 1MHz and applied reverse voltage of 4 V D.C.

2. Mounted on glass epoxy PC board with 4×1.5"×1.5" (3.81×3.81 cm) copper pad.



Fig.1 Average Rectified Output Current Derating Curve

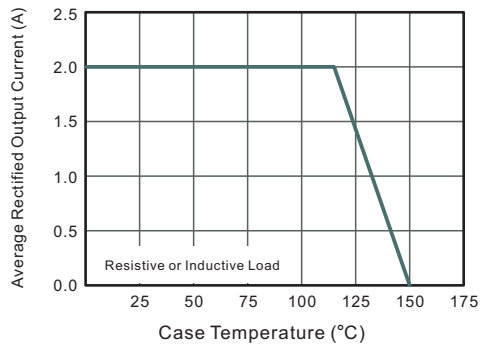


Fig.2 Typical Reverse Characteristics

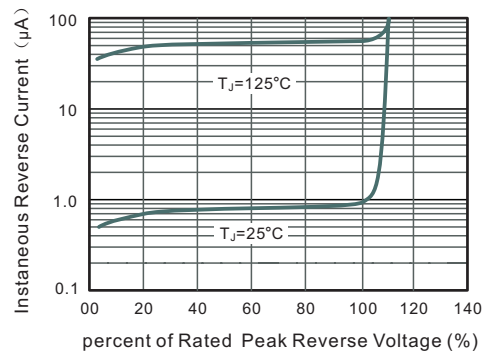


Fig.3 Typical Instantaneous Forward Characteristics

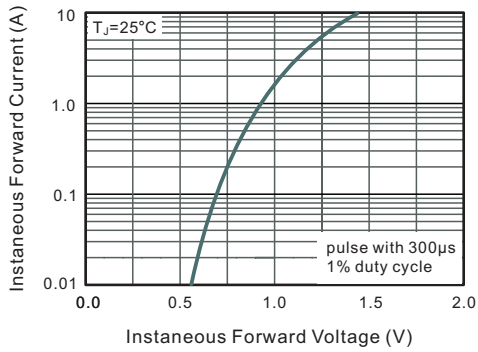


Fig.4 Typical Junction Capacitance

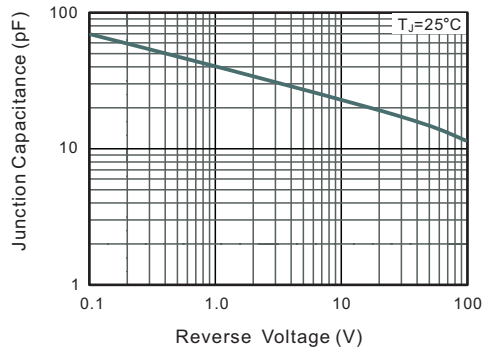
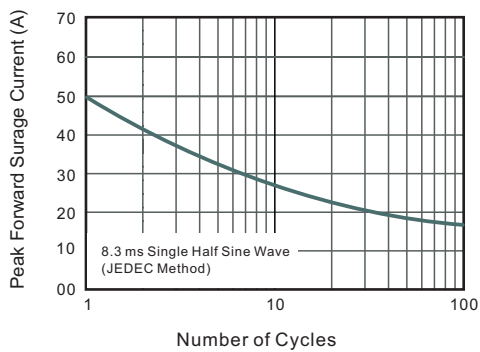


Fig.5 Maximum Non-Repetitive Peak Forward Surge Current

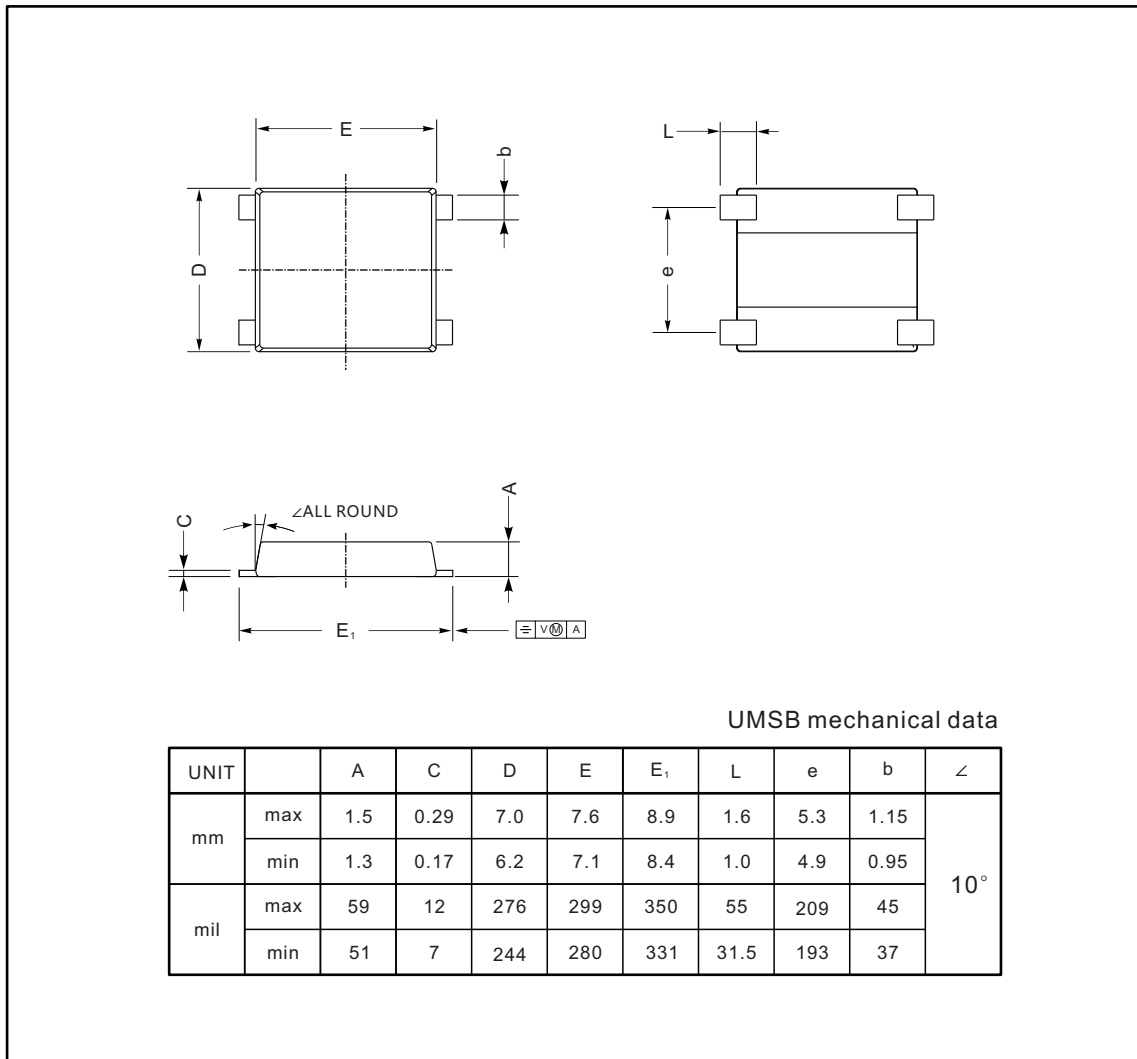




PACKAGE OUTLINE

Plastic surface mounted package; 4 leads

UMSB



Marking

Type number	Marking code
MSB20B	MB20B
MSB20D	MB20D
MSB20G	MB20G
MSB20J	MB20J
MSB20K	MB20K
MSB20M	MB20M