

**HCMOS SM CLOCK WITH TRI-STATE
SURFACE MOUNT 6-PIN**

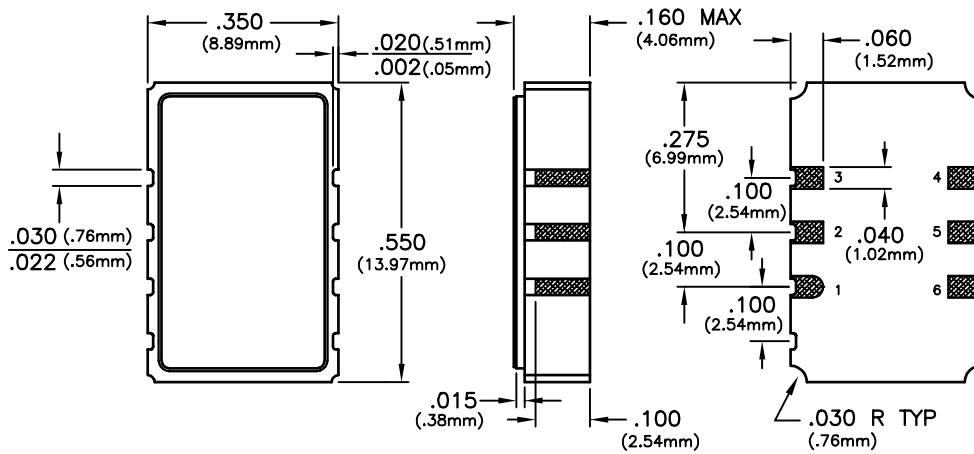
SPECIFICATIONS	MSD61A1	MSD62A1	MSD63A1	MSD64A1
Frequency Range	2MHz to 70MHz			
Frequency Stability	±25ppm	±50ppm	±100ppm	±20ppm
	(Inclusive of calibration tolerance at 25°C and operating temperature range, input voltage change, aging, shock and vibration)			
Temperature Range	-40°C to 85°C			
Output	Waveform	HCMOS Squarewave		
	Load	15pF Maximum		
	Voltage Voh	Vcc - .5V Minimum		
	Vol	0.40V Maximum		
	Current Ioh	-8mA		
	Iol	8mA		
	Duty Cycle	45/55 Maximum Measured at 50% of Vdd		
	Rise/Fall Time	3nS Typical		
Jitter	5pS RMS Maximum			
Input	Tri-State	Pin 1		
	Output Enable/Disable Time	100nS		
	Enable Vih	2.0V Minimum		
	Disable	0.5V Maximum		
	Oscillator output is enabled with no connection on pin 1			
Start Up Time	10mS Maximum			
Supply Voltage (Vdd)	3.3Vdc ±0.3Vdc			
Supply Current	15mA Typical , 30mA Maximum			
Package	Hermetically sealed, leadless ceramic package			

EXAMPLE MODEL NUMBER:

M S D 6 1 A 1 / 4 4 . 7 3 6 M H z

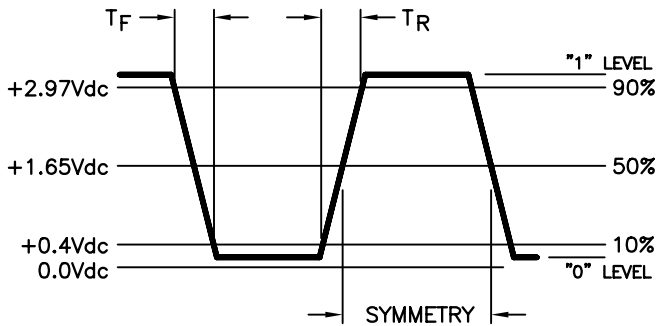
SURFACE MOUNT _____
HCMOS SERIES

_____ CENTER FREQUENCY

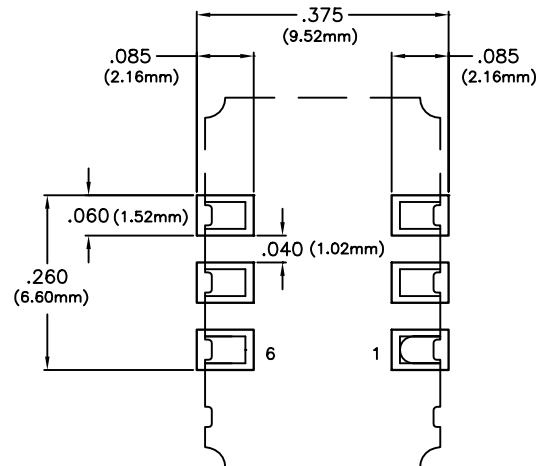


PIN	CONNECTION
1	E/D TRI-STATE
2	N/C
3	GROUND
4	OUTPUT
5	N/C
6	Vcc

OUTPUT WAVEFORM



SUGGESTED PAD LAYOUT



TEST CIRCUIT

