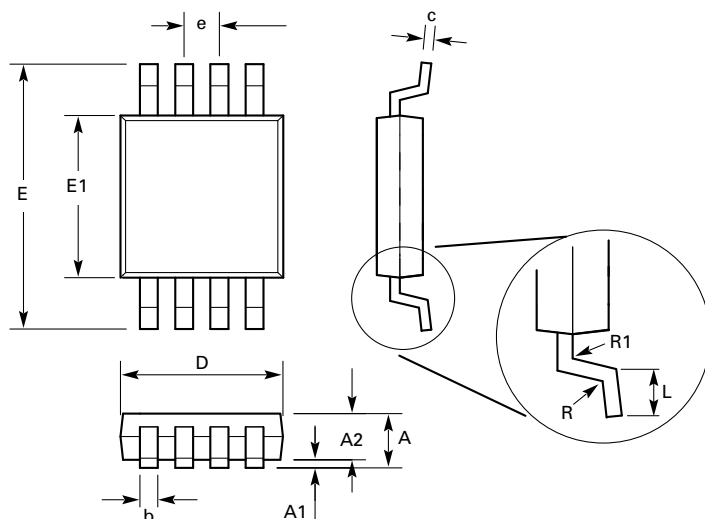


Package information - MSOP8

Surface mounted, 8 pin package

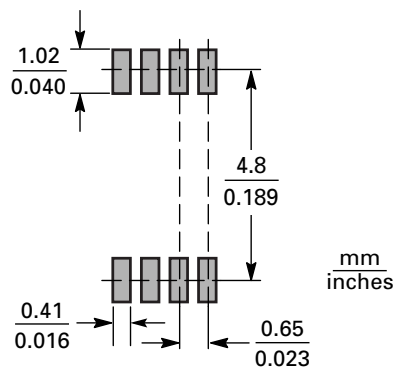
Package outline



DIM	Millimeters		Inches	
	Min.	Max.	Min.	Max.
A	-	1.10	-	0.0433
A1	0.05	0.15	0.002	0.006
A2	0.75	0.95	0.0295	0.0374
b	0.25	0.40	0.010	0.0157
c	0.13	0.23	0.005	0.009
D	2.90	3.10	0.114	0.122
E	4.90 BSC		0.193 BSC	
E1	2.90	3.10	0.114	0.122
e	0.65 BSC		0.025 BSC	
L	0.40	0.70	0.0157	0.0192
R	0.07	-	0.0027	-
R1	0.07	-	0.0027	-

Note: Controlling dimensions are in millimeters. Approximate dimensions are provided in inches

Soldering footprint

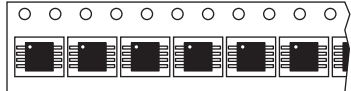


Package information - MSOP8

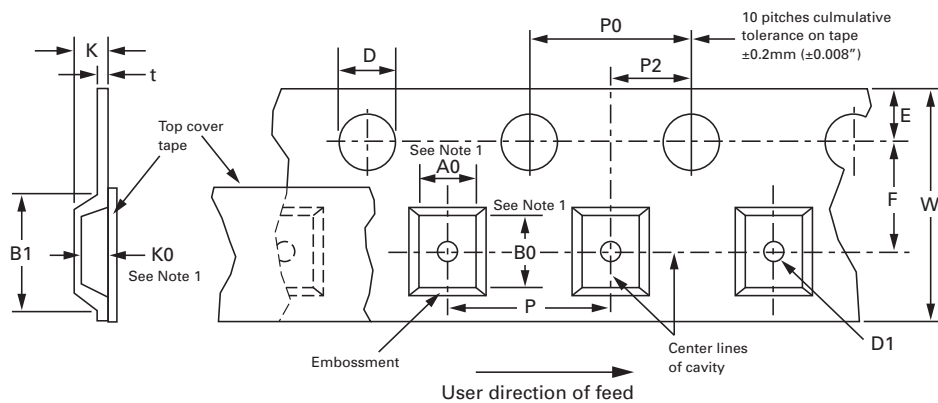
Nominal weight

Nominal weight per device 24.6mg.

Tape and reel information

Orientation	Tape width (mm)	Reel size (inches)	No. of components	Tape option indicator
	12	7	1,000	TA
	12	13	4,000	TC

Embossed carrier tape configuration



Dimensions mm (inches)	Tape size (mm)			
	8	12	16	24
A0, B0, K0	See note*	See note*	See note*	See note*
B1 (max.)	4.55 (0.179)	8.20 (0.323)	12.10 (0.476)	20.10 (0.791)
D	1.50 + 0.10 - 0.00	1.50 + 0.10 - 0.00	1.50 + 0.10 - 0.00	1.50 + 0.10 - 0.00
D1 (max.)	1.00 (0.039)	1.50 (0.059)	1.50 (0.059)	1.50 (0.059)
E	1.75 ± 0.10	1.75 ± 0.10	1.75 ± 0.10	1.75 ± 0.10
F	3.50 ± 0.10 (0.138 ± 0.004)	5.50 ± 0.05 (0.217 ± 0.002)	7.50 ± 0.10 (0.295 ± 0.004)	11.50 ± 0.10 (0.453 ± 0.004)
P	4.00 ± 0.10 (0.157 ± 0.004)	4.00 ± 0.10 (0.157 ± 0.004) 8.00 ± 0.10 (0.315 ± 0.004)	4.00 ± 0.10 (0.157 ± 0.004) 8.00 ± 0.10 (0.315 ± 0.004) 12.00 ± 0.10 (0.472 ± 0.004)	4.00 ± 0.10 (0.157 ± 0.004) to 20.00 ± 0.10 (0.787 ± 0.004) in 4.00 (0.157) increments
P0	4.00 ± 0.10	4.00 ± 0.10	4.00 ± 0.10	4.00 ± 0.10
P2	2.00 ± 0.05	2.00 ± 0.05	2.00 ± 0.05	2.00 ± 0.05
t (max.)	0.40	0.40	0.40	0.40
W	8.00 (0.315)	12.00 ± 0.30 (0.472 ± 0.012)	16.30 (0.642)	24.30 (0.957)

NOTES:

* A0, B0 and K0 dimensions are determined with respect to EIA/JEDEC rotational and lateral movement requirements (see fig. 1).

Package information - MSOP8

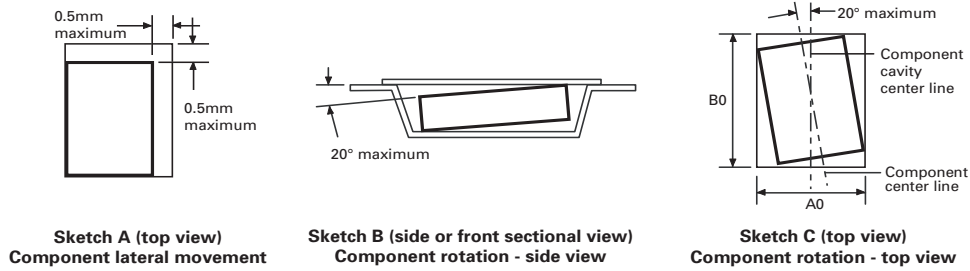
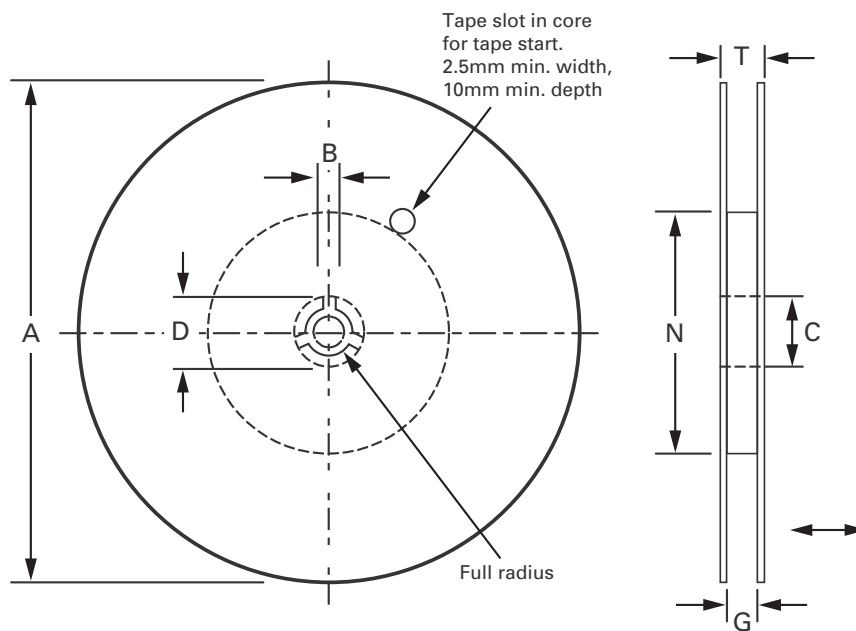


Figure 1 - rotational and lateral movement

Reel configuration



Tape size	A (max.)	B (min.)	C	D (min.)	N (min.)	G	T (max.)
8mm	179 (7.047)	1.5 (0.06)	13.00 ±0.02 (0.512 ±0.008)	25.0 (0.984)	50 (1.969)	8.4 +1.5 -0.0 (0.33 +0.06 - 0.00)	14.4 (0.567)
12mm	330 (12.992)	1.5 (0.06)	13.00 ±0.02 (0.512 ±0.008)	20.2 (0.795)	50 (1.969)	12.4 +2.0 -0.0 (0.49 +0.079 - 0.00)	18.4 (0.724)
16mm	330 (12.992)	1.5 (0.06)	13.00 ±0.02 (0.512 ±0.008)	20.2 (0.795)	50 (1.969)	16.4 +2.0 -0.0 (0.65 +0.079 - 0.00)	22.4 (0.882)
24mm	330 (12.992)	1.5 (0.06)	13.00 ±0.02 (0.512 ±0.008)	20.2 (0.795)	60 (2.362)	24.4 +2.0 -0.0 (0.96 +0.079 - 0.00)	30.4 (1.197)

This publication is issued to provide outline information only which (unless agreed by the company in writing) may not be used, applied or reproduced for any purpose or form part of any order or contact or be regarded as a representation relating to the products or services concerned. The company reserves the right to alter without notice the specification, design, price or conditions of supply of any product or service.