



Features

- High resistance to heat and humidity
- Resistance to mechanical shock and pressure
- Accurate dimensions for automatic surface mounting
- Wide impedance range

Applications

- Power supply lines
- IC power lines
- Signal lines

MT Series Low Impedance Chip Ferrite Beads

Electrical Specifications

Model Number	Impedance (Ω) at 100 MHz	RDC (Ω) Max.	IDC (mA) Max.
MT4532-250Y	25 ±25 %	0.4	300
MT4532-700Y	70 ±25 %	0.3	300
MT4532-121Y	120 ±25 %	0.3	300
MT4532-131Y	125 ±25 %	0.3	300
MT4516-800Y	80 ±25 %	0.3	300
MT4516-101Y	100 ±25 %	0.1	500
MT4516-151Y	150 ±25 %	0.3	300
MT3225-310Y	31 ±25 %	0.3	400
MT3225-520Y	52 ±25 %	0.3	400
MT3225-600Y	60 ±25 %	0.3	400
MT3266-600Y	60 ±25 %	0.3	400
MT3261-190Y	19 ±25 %	0.2	500
MT3261-260Y	26 ±25 %	0.2	500
MT3261-310Y	31 ±25 %	0.2	500
MT3261-420Y	42 ±25 %	0.2	500
MT3261-500Y	50 ±25 %	0.2	500
MT3261-700Y	70 ±25 %	0.2	500
MT3261-900Y	90 ±25 %	0.2	500
MT2029-070Y	7 ±25 %	0.2	600
MT2029-100Y	10 ±25 %	0.2	600
MT2029-110Y	11 ±25 %	0.2	600
MT2029-170Y	17 ±25 %	0.1	600
MT2029-260Y	26 ±25 %	0.1	600
MT2029-300Y	30 ±25 %	0.1	600
MT2029-400Y	40 ±25 %	0.1	600
MT1608-050Y	5 ±25 %	0.2	600
MT1608-090Y	9 ±25 %	0.2	500
MT1608-300Y	30 ±25 %	0.3	400

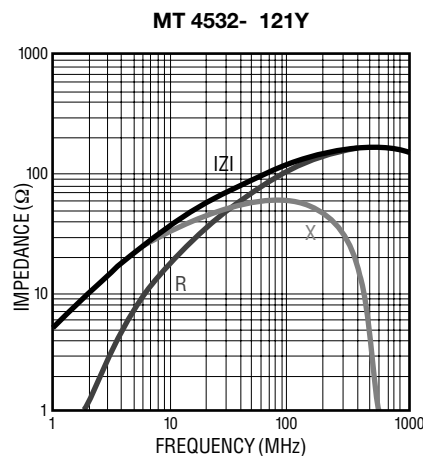
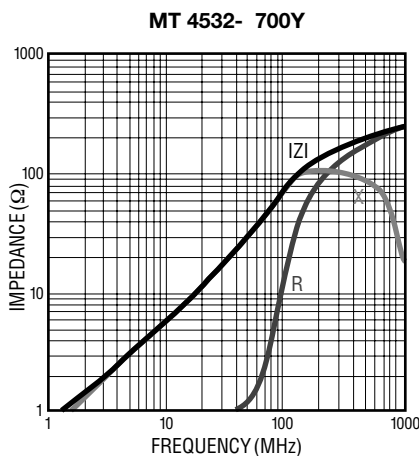
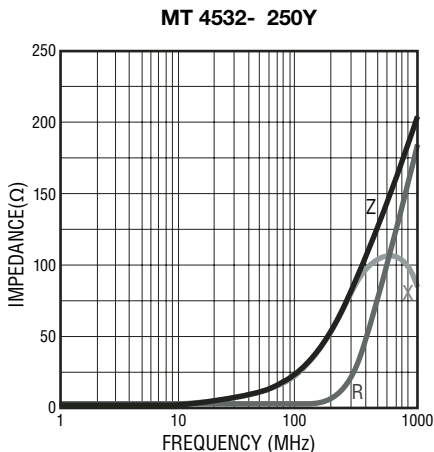
General Specifications

Operating Temperature-55 °C to +125 °C
 Storage Temperature...-55 °C to +125 °C
 Storage Condition+40 °C max. at 70 % RH
 Reflow Soldering230 °C, 50 seconds max.
 Resistance to Soldering Heat260 °C, 5 seconds
 Rated CurrentBased on max. temperature rise of +40 °C
 Terminal Strength (Force "F" applied for 30 seconds)
 4532 Series1.5 F (Kg)
 4516 Series1.0 F (Kg)
 3225 Series1.0 F (Kg)
 3266 Series1.0 F (Kg)
 3261 Series1.0 F (Kg)
 2029 Series0.6 F (Kg)
 1608 Series0.5 F (Kg)

Materials

Core MaterialFerrite
 Internal ConductorAg or Ag/Pd
 TerminalAg/Ni/Sn

Electrical Specifications (continued)



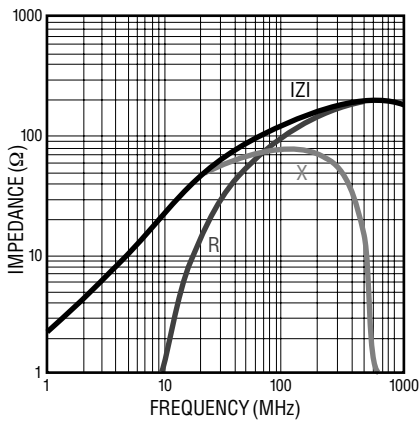
*RoHS Directive 2002/95/EC Jan 27 2003 including Annex Specifications are subject to change without notice. Customers should verify actual device performance in their specific applications.

MT Series Low Impedance Chip Ferrite Beads

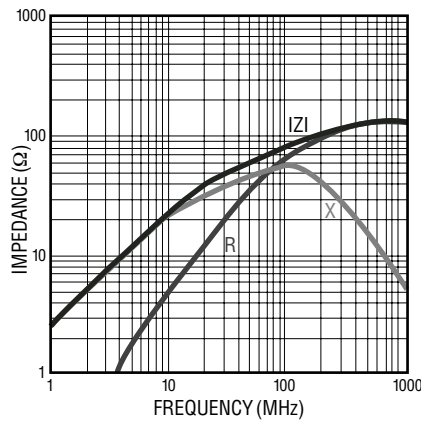
BOURNS®

Electrical Specifications (continued)

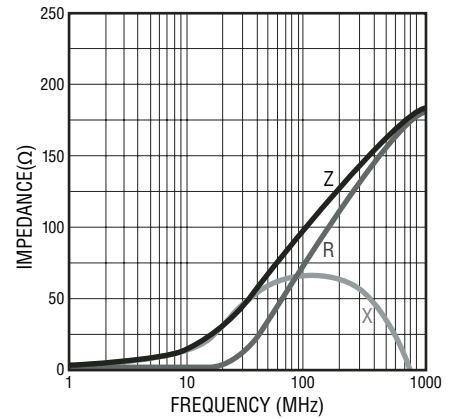
MT 4532- 131Y



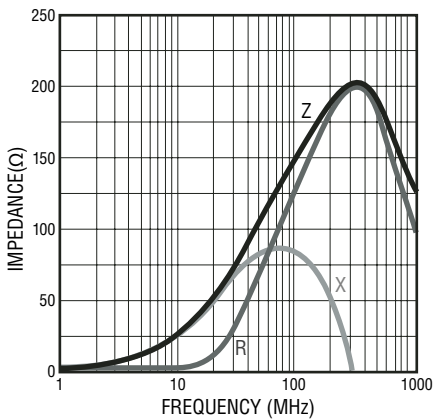
MT 4516- 800Y



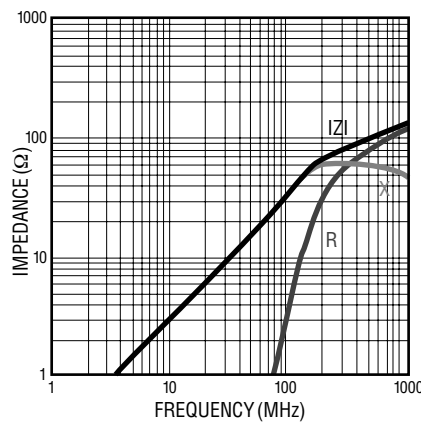
MT 4516- 101Y



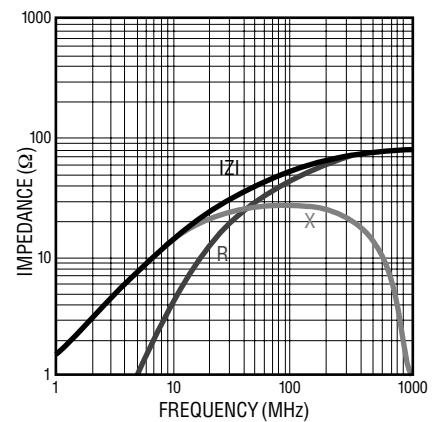
MT 4516- 151Y



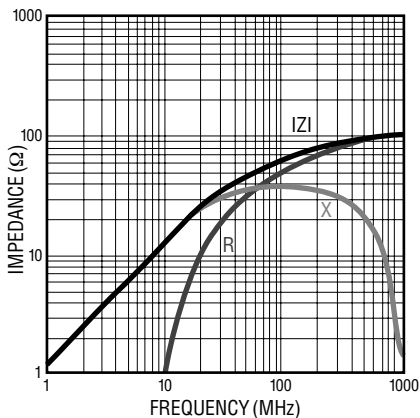
MT 3225- 310Y



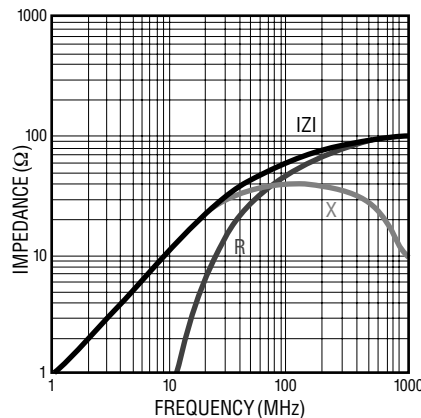
MT 3225- 520Y



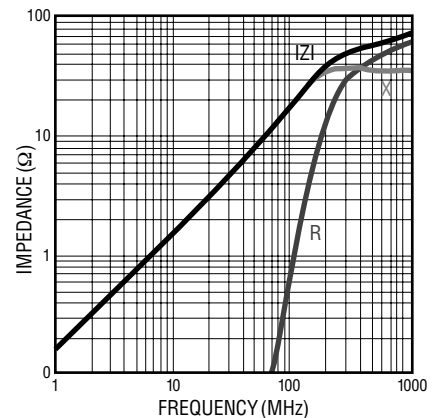
MT 3225- 600Y



MT 3266- 600Y



MT 3261- 190Y



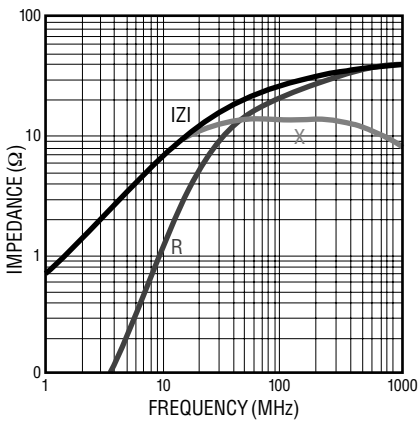
Specifications are subject to change without notice.
Customers should verify actual device performance in their specific applications.

MT Series Low Impedance Chip Ferrite Beads

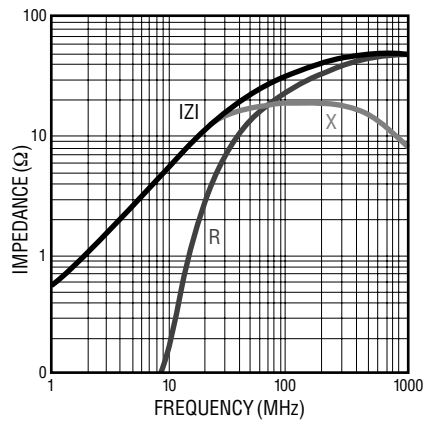
BOURNS®

Electrical Specifications (continued)

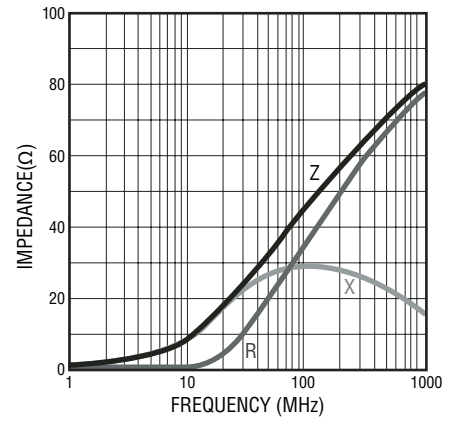
MT 3261- 260Y



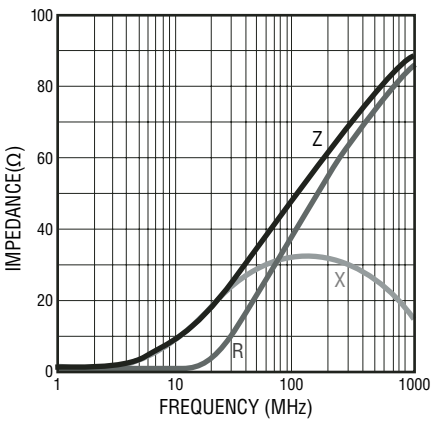
MT 3261- 310Y



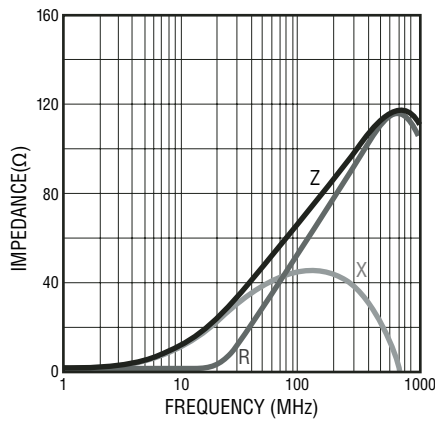
MT 3261- 420Y



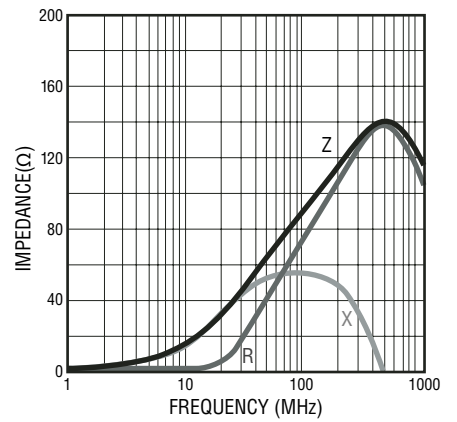
MT 3261- 500Y



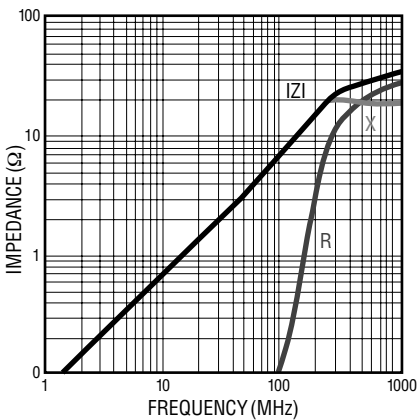
MT 3261- 700Y



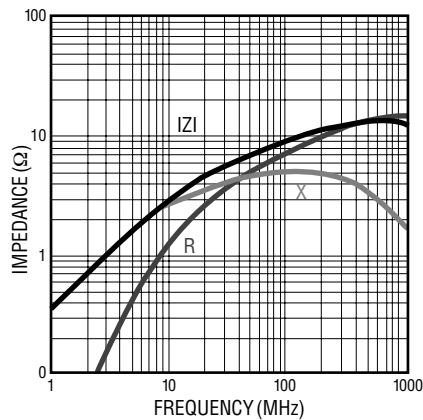
MT 3261- 900Y



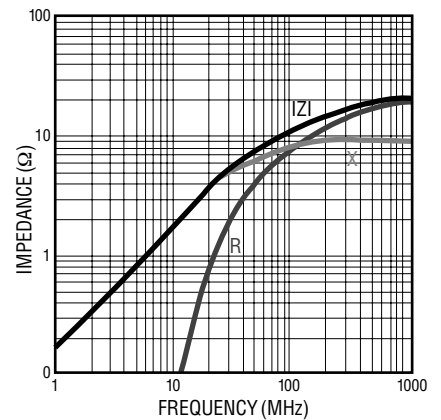
MT 2929- 070Y



MT 2929- 100Y



MT 2929- 110Y



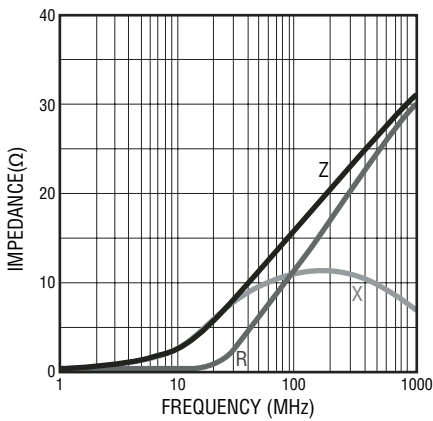
Specifications are subject to change without notice. Customers should verify actual device performance in their specific applications.

MT Series Low Impedance Chip Ferrite Beads

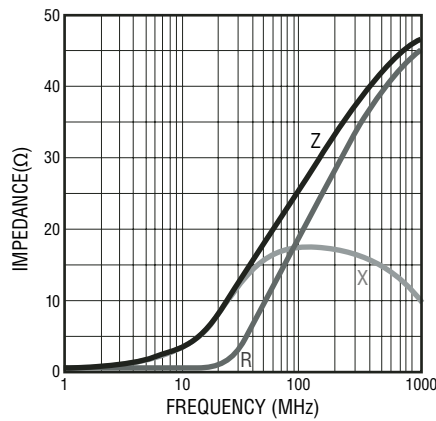
BOURNS®

Electrical Specifications (continued)

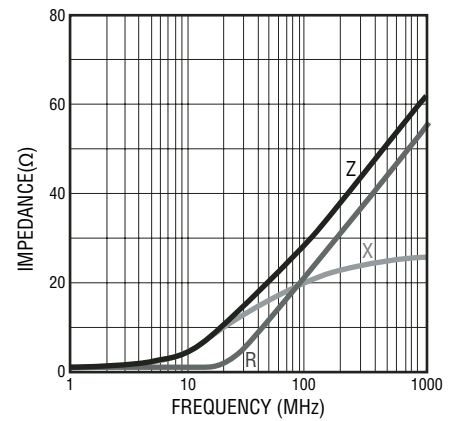
MT 2029- 170Y



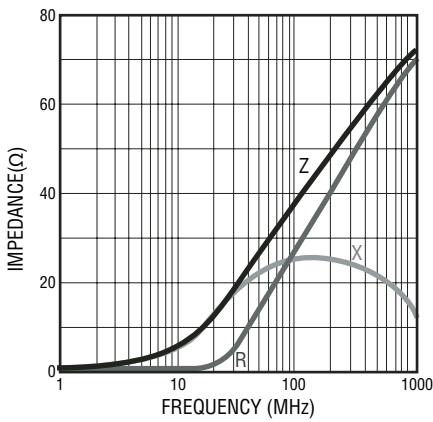
MT 2029- 260Y



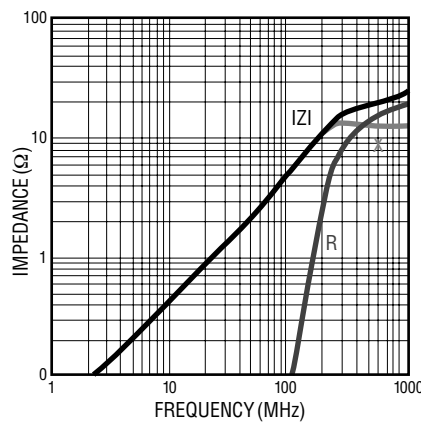
MT 2029- 300Y



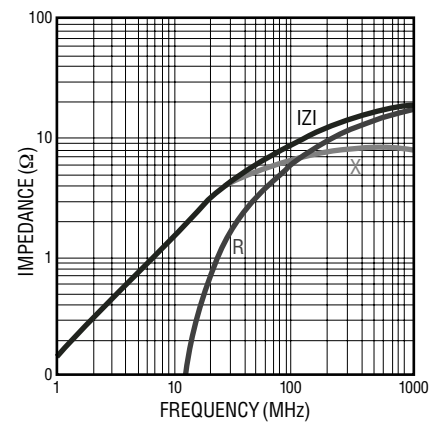
MT 2029- 400Y



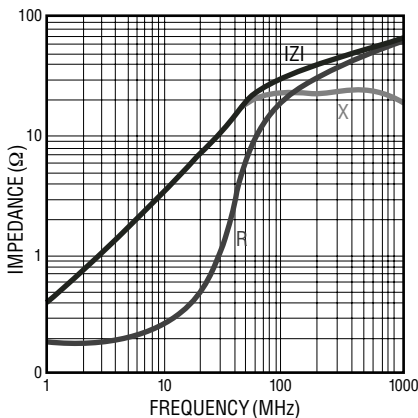
MT 1608- 050Y



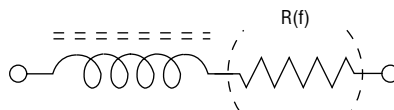
MT 1608- 090Y



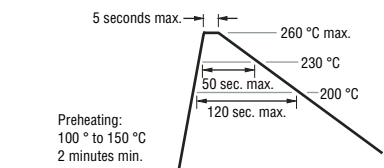
MT 1608- 300Y



Equivalent Circuit



Recommended Soldering

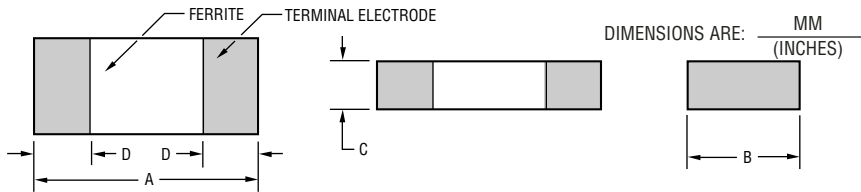


Specifications are subject to change without notice. Customers should verify actual device performance in their specific applications.

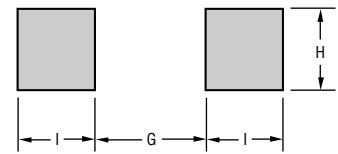
MT Series Low Impedance Chip Ferrite Beads

BOURNS®

Product Dimensions

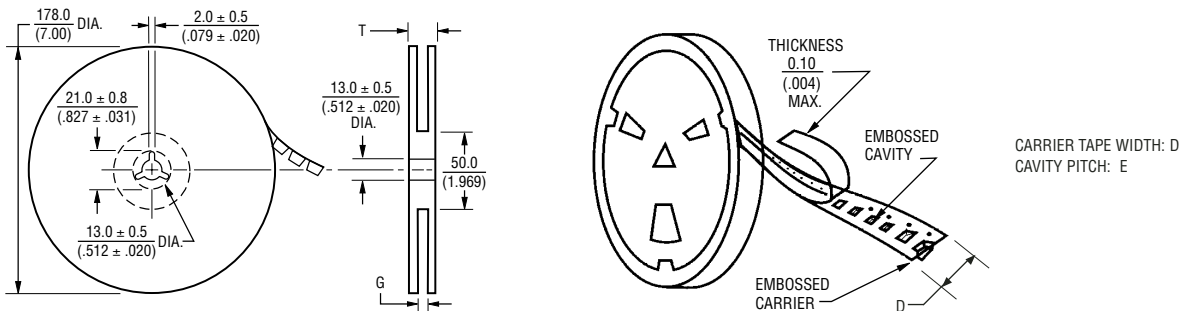


Recommended Land Pattern



Series	A	B	C	D	G	H	I
4532	$\frac{4.5 \pm 0.2}{(.177 \pm .008)}$	$\frac{3.2 \pm 0.2}{(.126 \pm .008)}$	$\frac{1.5 \pm 0.2}{(.059 \pm .008)}$	$\frac{0.5 \pm 0.2}{(.020 \pm .008)}$	$\frac{3.0}{(.118)}$	$\frac{3.0}{(.118)}$	$\frac{1.5}{(.059)}$
4516	$\frac{4.5 \pm 0.2}{(.177 \pm .008)}$	$\frac{1.6 \pm 0.2}{(.063 \pm .008)}$	$\frac{1.6 \pm 0.2}{(.063 \pm .008)}$	$\frac{0.5 \pm 0.2}{(.020 \pm .008)}$	$\frac{3.0}{(.118)}$	$\frac{1.4}{(.055)}$	$\frac{1.5}{(.059)}$
3266	$\frac{3.2 \pm 0.2}{(.126 \pm .008)}$	$\frac{1.6 \pm 0.2}{(.063 \pm .008)}$	$\frac{1.6 \pm 0.2}{(.063 \pm .008)}$	$\frac{0.5 \pm 0.2}{(.020 \pm .008)}$	$\frac{2.2}{(.118)}$	$\frac{1.4}{(.053)}$	$\frac{1.1}{(.043)}$
3261	$\frac{3.2 \pm 0.2}{(.126 \pm .008)}$	$\frac{1.6 \pm 0.2}{(.063 \pm .008)}$	$\frac{1.1 \pm 0.2}{(.043 \pm .008)}$	$\frac{0.5 \pm 0.2}{(.020 \pm .008)}$	$\frac{2.0}{(.079)}$	$\frac{1.4}{(.053)}$	$\frac{1.1}{(.043)}$
3225	$\frac{3.2 \pm 0.2}{(.126 \pm .008)}$	$\frac{2.5 \pm 0.2}{(.098 \pm .008)}$	$\frac{1.3 \pm 0.2}{(.051 \pm .008)}$	$\frac{0.5 \pm 0.2}{(.020 \pm .008)}$	$\frac{2.2}{(.118)}$	$\frac{2.3}{(.091)}$	$\frac{1.1}{(.043)}$
2029	$\frac{2.0 \pm 0.2}{(.079 \pm .008)}$	$\frac{1.2 \pm 0.2}{(.047 \pm .008)}$	$\frac{0.9 \pm 0.2}{(.035 \pm .008)}$	$\frac{0.5 \pm 0.2}{(.020 \pm .008)}$	$\frac{1.0}{(.040)}$	$\frac{1.0}{(.040)}$	$\frac{1.0}{(.040)}$
1608	$\frac{1.6 \pm 0.2}{(.063 \pm .008)}$	$\frac{0.8 \pm 0.2}{(.031 \pm .008)}$	$\frac{0.8 \pm 0.2}{(.031 \pm .008)}$	$\frac{0.5 \pm 0.2}{(.020 \pm .008)}$	$\frac{0.7}{(.028)}$	$\frac{0.7}{(.128)}$	$\frac{0.7}{(.128)}$

Reel Dimensions



Series	Pcs. per Reel	Gross Weight (g)	D	E	G	T
4532	1,000	170	$\frac{12.0}{(.472)}$	$\frac{8.0}{(.315)}$	$\frac{14.0 + 0}{(.551 + 0)}$	$\frac{16.5}{(.650)}$
4516	2,000	180	$\frac{12.0}{(.472)}$	$\frac{8.0}{(.315)}$	$\frac{14.0 + 0}{(.551 + 0)}$	$\frac{16.5}{(.650)}$
3266	2,000	140	$\frac{8.0}{(.315)}$	$\frac{4.0}{(.157)}$	$\frac{10.0 + 0}{(.394 + 0)}$	$\frac{12.5}{(.492)}$
3261	3,000	150	$\frac{8.0}{(.315)}$	$\frac{4.0}{(.157)}$	$\frac{10.0 + 0}{(.394 + 0)}$	$\frac{12.5}{(.492)}$
3225	2,500	160	$\frac{8.0}{(.315)}$	$\frac{4.0}{(.157)}$	$\frac{10.0 + 0}{(.394 + 0)}$	$\frac{12.5}{(.492)}$
2029	4,000	120	$\frac{8.0}{(.315)}$	$\frac{4.0}{(.157)}$	$\frac{10.0 + 0}{(.394 + 0)}$	$\frac{12.5}{(.492)}$
1608	4,000	90	$\frac{8.0}{(.315)}$	$\frac{4.0}{(.157)}$	$\frac{10.0 + 0}{(.394 + 0)}$	$\frac{12.5}{(.492)}$