


### KNITTER-SWITCH type MTA series

A range of high reliability, yet cost effective panel mounting miniature toggle switches with solder lug terminations and the option of PCB pins on selected versions. Available in single, double, 3 and 4 pole switch configurations. The devices are base sealed to prevent flux ingress and can be made waterproof (from the front panel) by use of the optional sealing cap (ET102) available separately.



- ◆ Panel mount
- ◆ Solder lug terminals with option of PCB pins on selected versions
- ◆ SPDT, DPDT, 3PDT & 4PDT configuration
- ◆ Low contact resistance
- ◆ Wide operating temperature range
- ◆ Mechanical life expectancy **300,000 ops min.**
- ◆ Waterproof when used with optional sealing cap



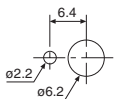
**Specification**

Contact arrangement..... SPDT, DPDT, 3PDT or 4PDT  
 Contact rating..... 250Vac, 3A / 30Vdc, 4A  
 Contact resistance..... 10mΩ max.  
 Material ..... Body - Black diallyl-phthalate, UL94V-0  
 Lever - Chromium plated  
 Metal parts - Nickel plated

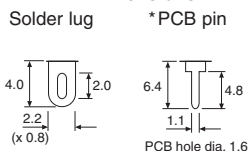
Contacts..... Coin silver  
 (Common contact copper alloy, silver plated)  
 Insulation resistance ..... 1000MΩ min. at 500Vdc  
 Dielectric strength ..... 1500Vac for 1 minute  
 Operating temp. range ..... -45°C to +140°C  
 Mechanical life expectancy ..... 300,000 ops min

Switch function	Manf. Part No. & anglia Order Code
SPDT	on - on <b>MTA106D</b>
	on - on <b>MTA106D-PC*</b>
	on off on <b>MTA106E</b>
	on off on <b>MTA106E-PC*</b>
	mom - on <b>MTA106F</b>
	mom off mom <b>MTA106G</b>
mom off on <b>MTA106H</b>	
DPDT	on - on <b>MTA206N</b>
	on - on <b>MTA206N-PC*</b>
	on off on <b>MTA206P</b>
	on off on <b>MTA206P-PC*</b>
	mom - on <b>MTA206R</b>
	mom off mom <b>MTA206S</b>
	mom off on <b>MTA206T</b>
	on on on <b>MTA206PA</b>
	mom on mom <b>MTA206SA</b>
mom on on <b>MTA206TA</b>	
3PDT	on - on <b>MTA306D</b>
	on off on <b>MTA306E</b>
	mom - on <b>MTA306F</b>
	mom off mom <b>MTA306G</b>
	mom off on <b>MTA306H</b>
	on on on <b>MTA306EA</b>
4PDT	on - on <b>MTA406N</b>
	on off on <b>MTA406P</b>
	mom - on <b>MTA406R</b>
	mom off mom <b>MTA406S</b>
	mom off on <b>MTA406T</b>
	on on on <b>MTA406PA</b>
	mom on mom <b>MTA406SA</b>
	mom on on <b>MTA406TA</b>
Sealing cap	<b>ET102</b>

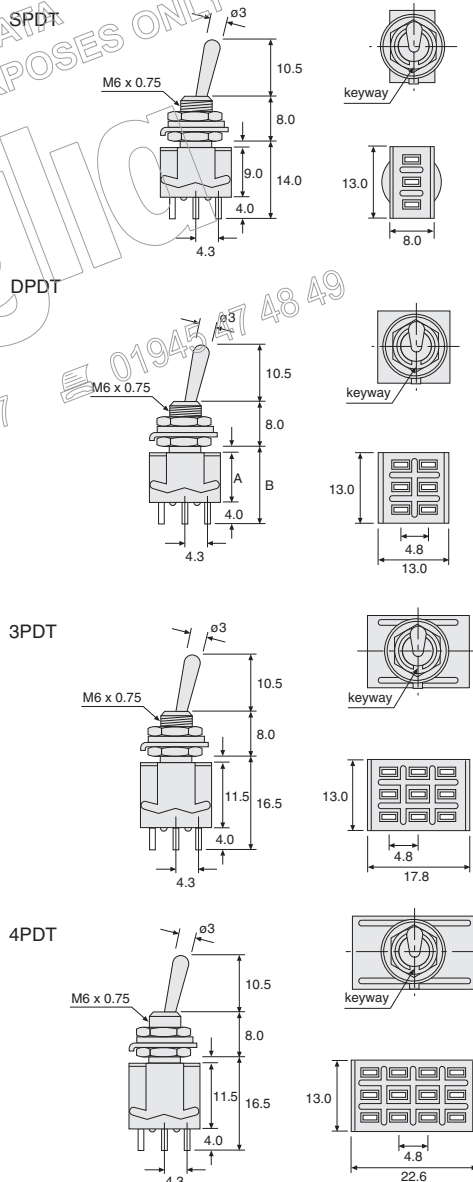
**Panel Cut-out**



**Pin Dimensions**



**Dimensions (mm)**



Type	A	B
N, P, R, S, T	9.0	14
PA, SA, TA	11.5	16.5