

MTE7410

Features

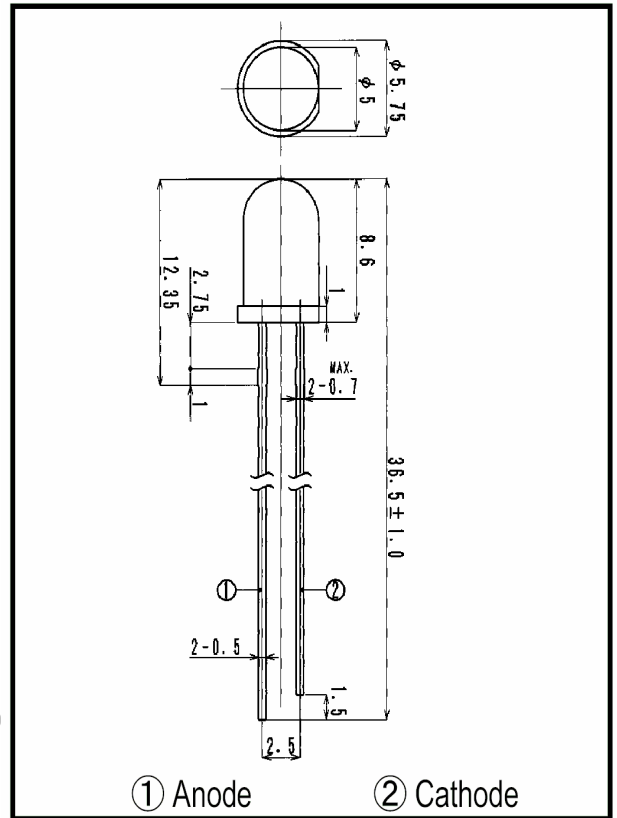
High Power Output
Narrow Beam Angle
High Reliability

Applications

Optical Switches
Optical Sensors
Medical Applications

Maximum Ratings (Ta=25°C)

| Characteristic | Symbol | Max. | Test Condition | Unit |
|-----------------------|------------------|------------|----------------|------|
| Forward Current | I _F | 50 | – | mA |
| Reverse Voltage | V _R | 5 | – | V |
| Power Dissipation | P _D | 120.00 | – | mW |
| Operating Temperature | T _{opr} | –20 ~ +80 | – | °C |
| Storage Temperature | T _{stg} | –30 ~ +100 | – | °C |
| Junction Temperature | T _j | 100 | – | °C |
| Soldering Temperature | T _{sol} | 260 | for 3 sec. max | °C |



① Anode ② Cathode

Dimensions (Unit:mm)

Opto-Electrical Characteristics (Ta=25°C)

| Characteristic | Symbol | Test Condition | Min | Typ | Max | Unit |
|------------------------------------|----------------|----------------------|-----|-------|------|-------|
| Forward Voltage | V _F | I _F =20mA | – | 1.80 | 2.30 | V |
| Reverse Current | I _R | V _R =5V | – | – | 100 | μA |
| Power Output | PO | I _F =20mA | – | 4.00 | – | mW |
| Half Intensity Beam Angle | θ | – | – | ± 12° | – | deg. |
| Peak Wavelength | λ _p | I _F =20mA | – | 740 | – | nm |
| Spectral Line Half Width | Δλ | I _F =20mA | – | 30 | – | nm |
| Temp Coefficient of PO | P/T | I _F =10mA | – | –.60 | – | %/°C |
| Temp Coefficient of V _F | V/T | I _F =10mA | – | –1.90 | – | mV/°C |
| Junction Capacitance | C _j | 1 MHz, V=0V | – | 35 | – | pF |

Company Headquarters

3 Northway Lane north
Latham, New York 12110
Toll Free: 800.984.5337
Fax: 518.785.4725

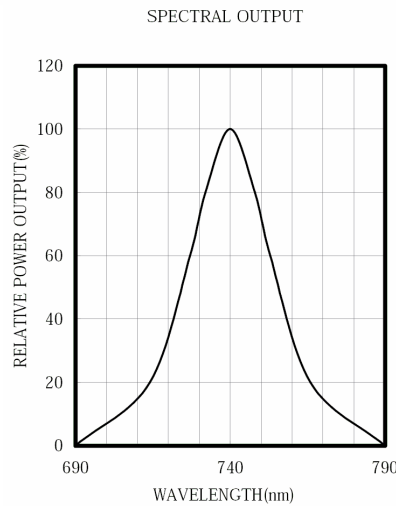
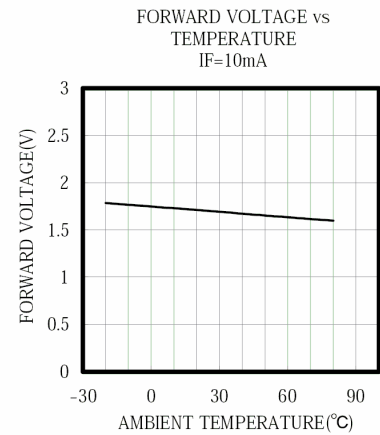
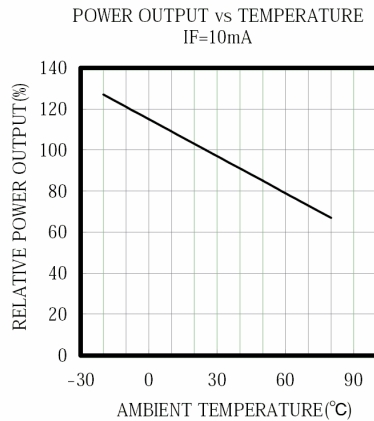
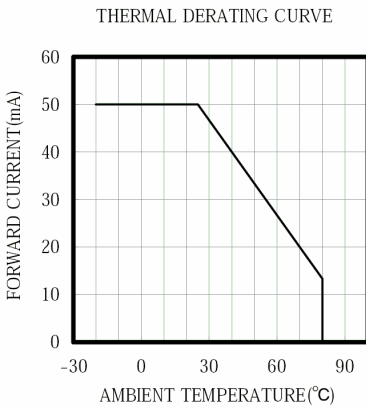
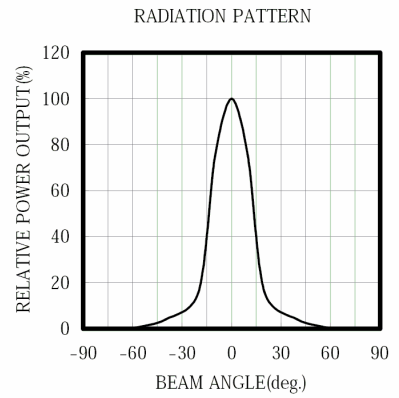
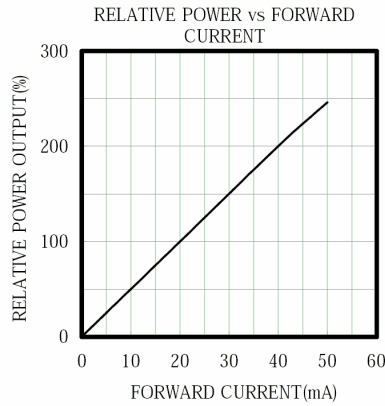
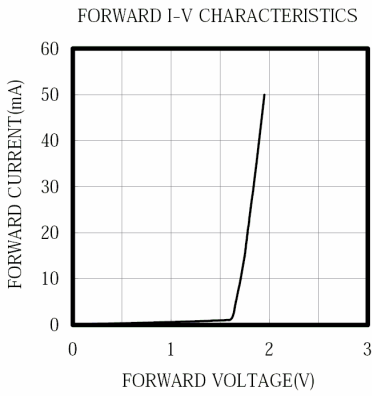
West Coast Sales Office

950 South Coast Drive, Suite 265
Costa Mesa, California 92626
Toll Free: 800.984.5337
Fax: 714.850.9314



5mm Red Visible Emitter

MTE7410 Graphs



Company Headquarters
 3 Northway Lane North
 Latham, New York 12110
 Toll Free: 800.984.5337
 Fax: 518.785.4725



Web: www.marktechopto.com | Email: info@marktechopto.com

West Coast Sales Office
 950 South Coast Drive, Suite 265
 Costa Mesa, California 92626
 Toll Free: 800.984.5337
 Fax: 714.850.9314