

MTE9094N2

Features

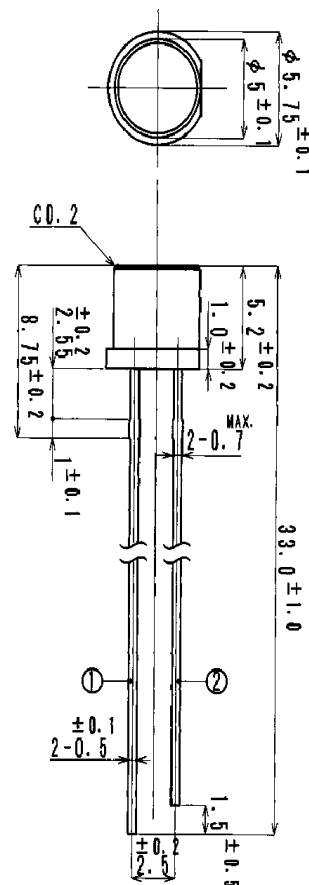
High Output Power
Wide Beam Angle
High Reliability

Applications

Optical Switches
Bar Code Reader
Fiber Optic Communications

Maximum Ratings (Ta=25°C)

Characteristic	Symbol	Max.	Test Condition	Unit
Forward Current	I _F	100	-	mA
Pulsed Forward Current	I _{FP}	1.00	tw=10μS, T=10mS	A
Reverse Voltage	V _R	5	-	V
Power Dissipation	P _D	180.00	-	mW
Operating Temperature	T _{opr}	-20 ~ +80	-	°C
Storage Temperature	T _{stg}	-30 ~+100	-	°C
Junction Temperature	T _j	100	-	°C
Soldering Temperature	T _{sol}	260	for 5 sec. max	°C



① Anode

② Cathode

Opto-Electrical Characteristics (Ta=25°C)

Characteristic	Symbol	Test Condition	Min	Typ	Max	Unit
Forward Voltage	V _F	I _F =50mA	-	1.35	1.70	V
Reverse Current	I _R	V _R =5V	-	-	10	μA
Power Output	PO	I _F =50mA	-	10.00	-	mW
Half Intensity Beam Angle	θ	-	-	± 55°	-	deg.
Peak Wavelength	λ _p	I _F =50mA	-	945	-	nm
Spectral Line Half Width	Δλ	I _F =50mA	-	50	-	nm
Rise Time	T _r	I _{FP} =50mA	-	1.00	-	ns
Fall Time	T _f	I _{FP} =50mA	-	1.00	-	ns
Temp Coefficient of PO	P/T	I _F =10mA	-	-0.50	-	%/°C
Temp Coefficient of V _F	V/T	I _F =10mA	-	-1.30	-	mV/°C
Junction Capacitance	C _j	1 MHz, V=0V	-	20	-	pF

Company Headquarters

120 Broadway
Menands, New York 12204
Toll Free: 800.984.5337
Fax: 518.432.7454

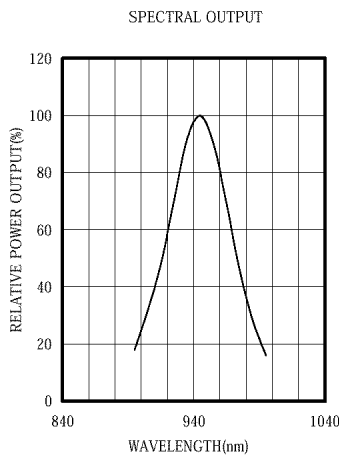
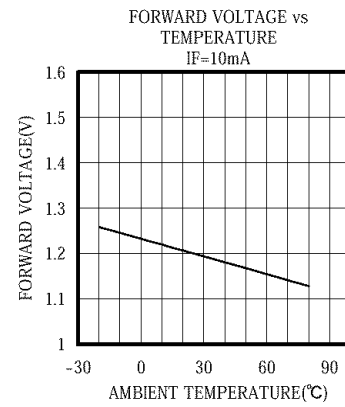
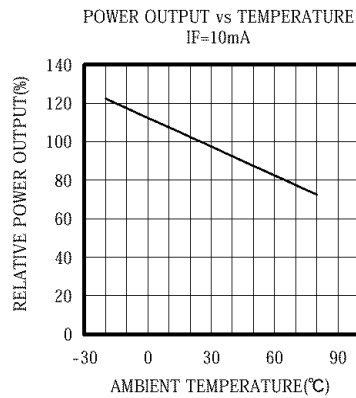
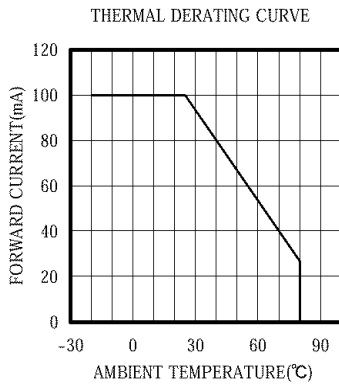
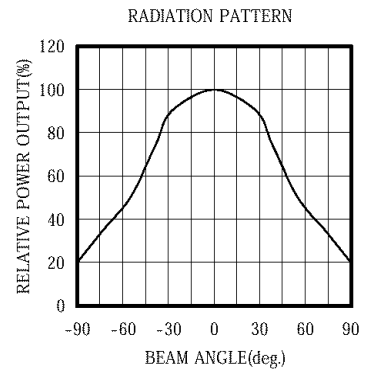
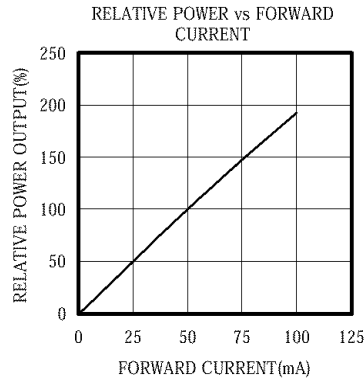
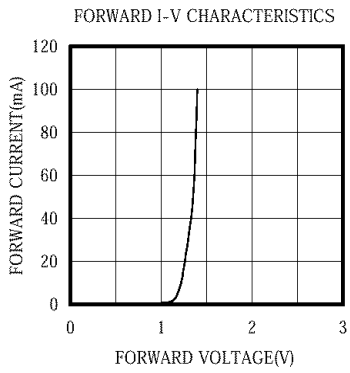
West Coast Sales Office

950 South Coast Drive, Suite 265
Costa Mesa, California 92626
Toll Free: 800.984.5337
Fax: 714.850.9314



5mm Flat Top IR Emitter

MTE9094N2 Graphs



Company Headquarters
 120 Broadway
 Menands, New York 12204
 Toll Free: 800.984.5337
 Fax: 518.432.7454



Web: www.marktechopto.com | Email: info@marktechopto.com

West Coast Sales Office
 950 South Coast Drive, Suite 265
 Costa Mesa, California 92626
 Toll Free: 800.984.5337
 Fax: 714.850.9314