

15 Million cycles

Transfer Switch

DC to 18 GHz

NEW!

MTS-18B



CASE STYLE: DS810

Features

- low insertion loss, 0.2 dB
- high isolation, 70 dB
- high power handling, 25W
- ultra reliable
- break-before-make configuration
- failsafe microwave transfer switch
- protected by U.S. Patent 6,650,210

Applications

- (ATE) automatic test equipment
- reliable "sleeptime" switching
- redundancy switching for microwave radio

Electrical Specifications

FREQ. (GHz)	INSERTION LOSS (dB)		ISOLATION (dB)		VSWR (:1)		DC CURRENT @+24V (mA)	RF POWER* (W)	CASE STYLE	PRICE \$ Qty. (1-9)
	Typ.	Max.	Typ.	Min.	Typ.	Max.				
DC-1	0.10	0.15	100	85	1.05	1.10	175 215	50 50 38 25	DS810	249.95
1-8	0.10	0.25	90	75	1.15	1.20				
8-12	0.20	0.36	86	70	1.15	1.25				
12-18	0.25	0.45	76	60	1.15	1.30				

*Power Ratings at ambient temperature 25°C, non-switching mode.
For other ambient temperatures see derating graph below.

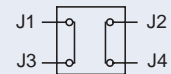
additional specifications

Operating Voltage Range	24V (nom) ±1V
Switching Time (typ.)	12ms
Operating Temperature	-15°C to +45°C
Life† (Min.)	10 million cycles
Impedance	50 ohms
Nominal Weight	70 grams

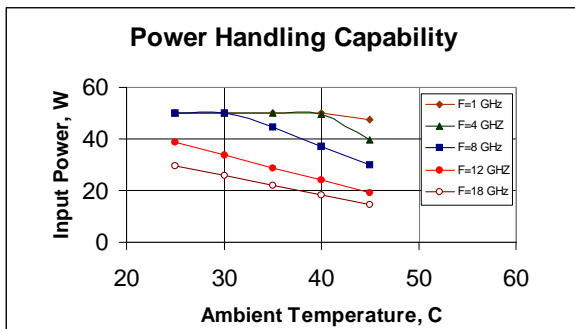
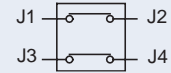
†tested at 0 dBm RF power

switching states

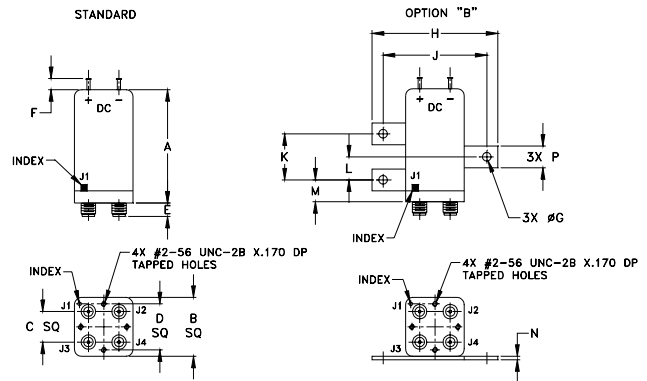
DE-ENERGIZED DC=0V



ENERGIZED DC=24V



Outline Drawing



Outline Dimensions (inch mm)

A	B	C	D	E	F	G	
1.97	1.02	.53	.800	.240	.19	.150	
50.04	25.91	13.46	20.32	6.10	4.83	3.81	
H	J	K	L	M	N	P	wt.
2.18	1.800	.800	.400	.380	.06	.38	grams
55.37	45.72	20.32	10.16	9.65	1.52	9.65	70

REV. E
M93813
MTS-18B
ED-8713
YB/RS
040810



INTERNET <http://www.minicircuits.com>

P.O. Box 350166, Brooklyn, New York 11235-0003 (718) 934-4500 Fax (718) 332-4661

Distribution Centers NORTH AMERICA 800-654-7949 • 417-335-5935 • Fax 417-335-5945 • EUROPE 44-1252-832600 • Fax 44-1252-837010

Mini-Circuits ISO 9001 & ISO 14001 Certified