



Micro Commercial Components
 21201 Itasca Street Chatsworth
 CA 91311
 Phone: (818) 701-4933
 Fax: (818) 701-4939

MUR2010CT THRU MUR2020CT

Features

- Glass passivated chip
- Superfast switching time for high efficiency
- Low reverse leakage current
- High surge capacity

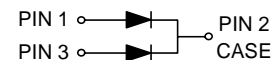
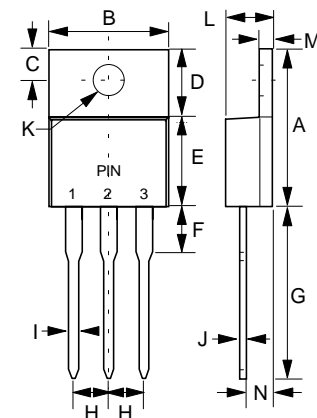
Maximum Ratings

- Operating Temperature: -55°C to +150°C
- Storage Temperature: -55°C to +150°C

MCC Catalog Number	Device Marking	Maximum Recurrent Peak Reverse Voltage	Maximum RMS Voltage	Maximum DC Blocking Voltage
MUR2010CT	MUR2010CT	100V	70V	100V
MUR2020CT	MUR2020CT	200V	140V	200V

20 Amp Super Fast Glass Passivated Rectifier 100 to 200 Volts

TO-220AB



Electrical Characteristics @ 25°C Unless Otherwise Specified

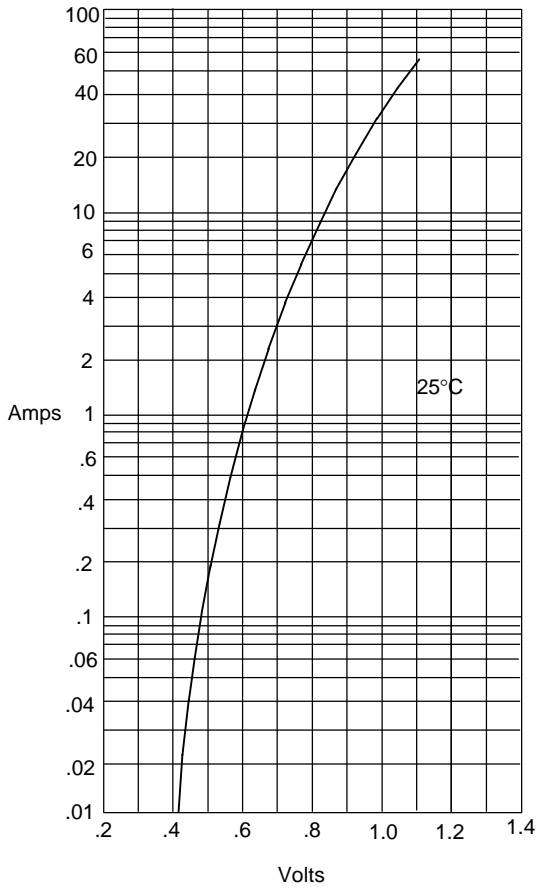
Average Forward Current	$I_{F(AV)}$	20 A	$T_C = 95^\circ\text{C}$
Peak Forward Surge Current	I_{FSM}	125A	8.3ms, half sine
Maximum Forward Voltage Drop Per Element	V_F	1.1V 1.0V	$I_{FM} = 10\text{ A}$ $T_J = 25^\circ\text{C}$ $T_J = 125^\circ\text{C}$
Maximum DC Reverse Current At Rated DC Blocking Voltage	I_R	5.0uA 100uA	$T_J = 25^\circ\text{C}$ $T_J = 100^\circ\text{C}$
Maximum Reverse Recovery Time	T_{rr}	35ns	$I_F=0.5\text{A}, I_R=1.0\text{A},$ $I_{rr}=0.25\text{A}$
Typical Junction Capacitance	C_J	100pF	Measured at 1.0MHz, $V_R=4.0\text{V}$

DIM	DIMENSIONS				NOTE
	INCHES		MM		
A	.560	.625	14.22	15.88	
B	.380	.420	9.65	10.67	
C	.100	.135	2.54	3.43	
D	.230	.270	5.84	6.86	
E	.380	.420	9.65	10.67	
F	-----	.250	-----	6.35	
G	.500	.580	12.70	14.73	
H	.090	.110	2.29	2.79	
I	.020	.045	0.51	1.14	
J	.012	.025	0.30	0.64	
K	.139	.161	3.53	4.09	∅
L	.140	.190	3.56	4.83	
M	.045	.055	1.14	1.40	
N	.080	.115	2.03	2.92	

*Pulse test: Pulse width 300 μsec, Duty cycle 2%

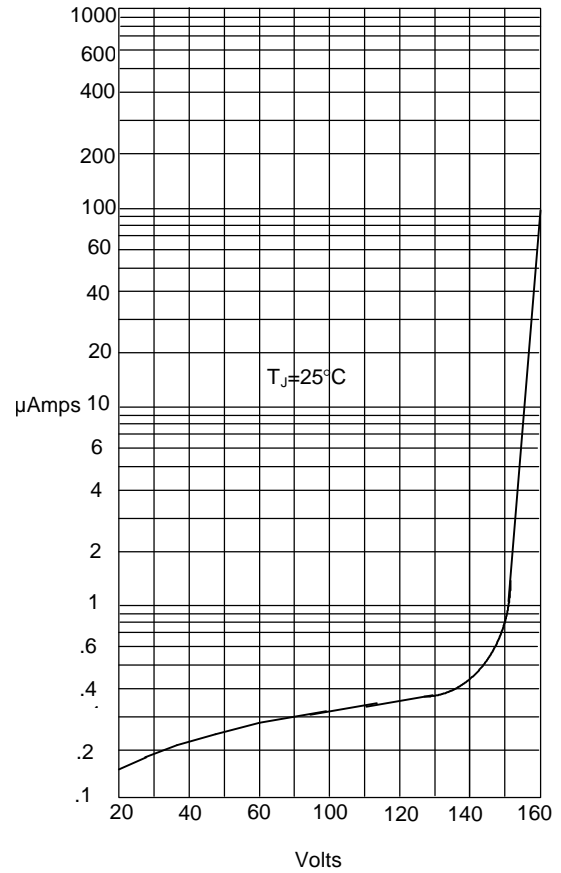
MUR2010CT thru MUR2020CT

Figure 1
Typical Forward Characteristics



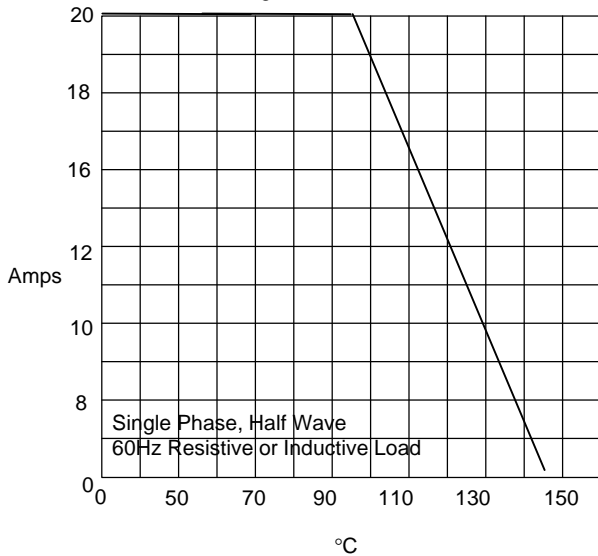
Instantaneous Forward Current - Amperes versus
Instantaneous Forward Voltage - Volts

Figure 2
Typical Reverse Characteristics



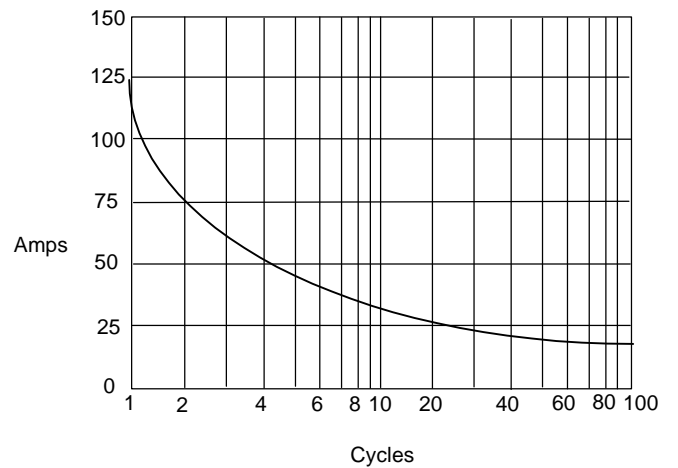
Instantaneous Reverse Leakage Current - MicroAmperes versus
Percent Of Rated Peak Reverse Voltage - Volts

Figure 3
Forward Derating Curve



Average Forward Rectified Current - Amperes versus
Case Temperature - °C

Figure 4
Maximum Non-Repetitive Forward Surge Current



Peak Forward Surge Current - Amperes versus
Number Of Cycles At 60Hz - Cycles