




Super Fast Rectifier

MUR605CT---660CT

FEATURES

- Glass passivated chip
- Superfast switching time for high efficiency
- Low reverse leakage current
- High Current Capability.



MAXIMUM RATING operating temperature range applies unless otherwise specified

Symbol	Parameter	MUR 605CT	MUR 610CT	MUR 620CT	MUR 640CT	MUR 660CT	Unit
V_{RRM}	Recurrnt Peak Reverse Voltage	50	100	200	400	600	V
V_{RMS}	RMS Voltage	35	70	140	280	420	V
V_{DC}	DC Blocking Voltage	50	100	200	400	600	V
$I_{F(AV)}$	Average Forward Rectified Current @ $T_C=130^{\circ}C$	6					A
I_{FSM}	Peak Forward Surge Current 8.3ms Single Half-Sine-wave Superimosed on Rated Load	75					A
$T_j T_{stg}$	Operating Junction and Storage Tem-perature Range	-55 to +150					$^{\circ}C$

ELECTRICAL CHARACTERISTICS @ $T_a=25^{\circ}C$ unless otherwise specified

Parameter	Symbol	Test conditions	MAX			UNIT
			MUR605CT -620CT	MUR640CT	MUR660CT	
Reverse Current	I_R	$V_R=V_{RRM}, T_J=25^{\circ}C$ $V_R=V_{RRM}, T_J=100^{\circ}C$	5.0 50			μA
Forward Voltage	V_F	$I_F=3A$	0.975	1.25		V
Reverse Recover Time	t_{rr}	$I_F=8.0A, I_{rr}=0.25A$	35	60	75	ns

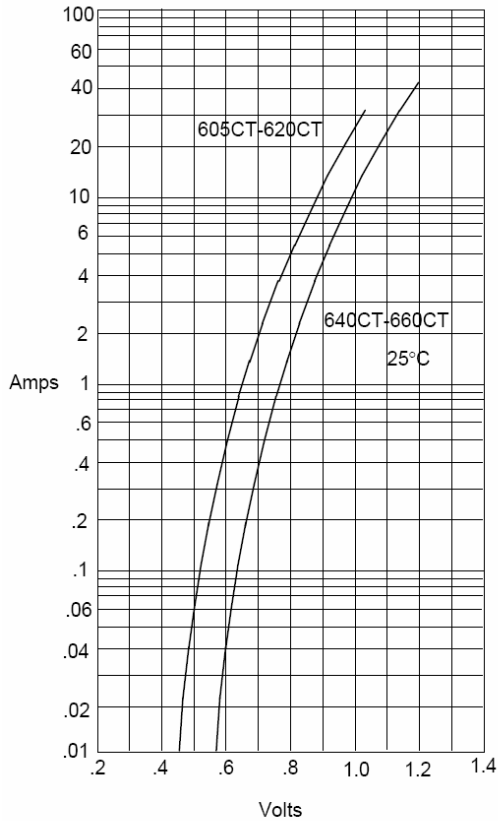


Super Fast Rectifier

MUR605CT---660CT

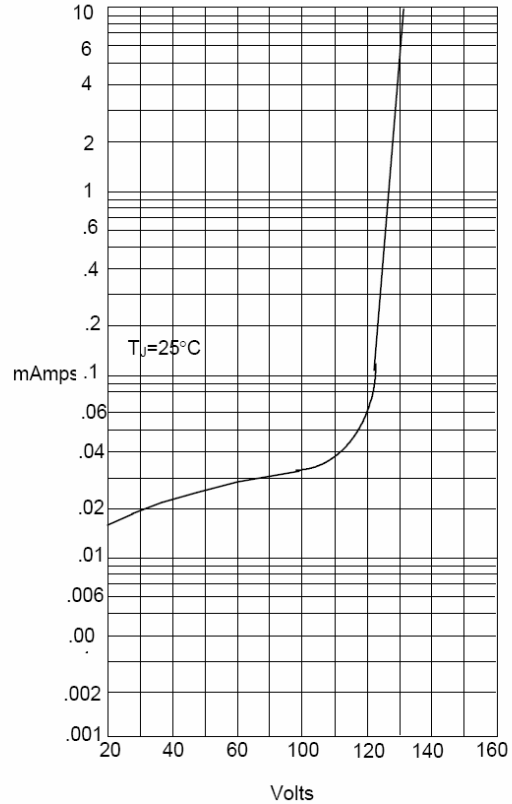
TYPICAL CHARACTERISTICS @ Ta=25°C unless otherwise specified

Figure 1 Typical Forward Characteristics



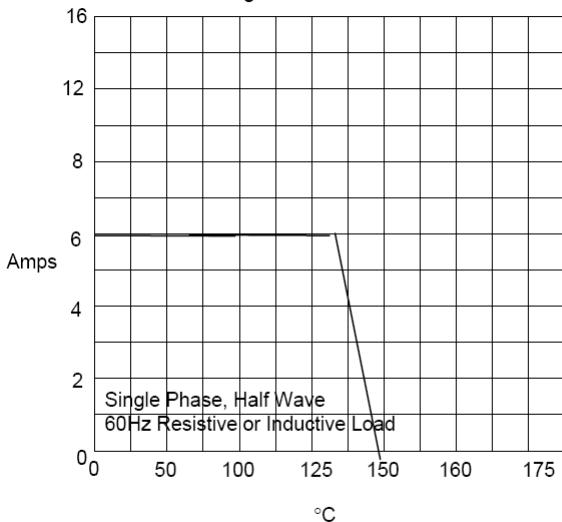
Instantaneous Forward Current - Amperes versus Instantaneous Forward Voltage - Volts

Figure 2 Typical Reverse Characteristics



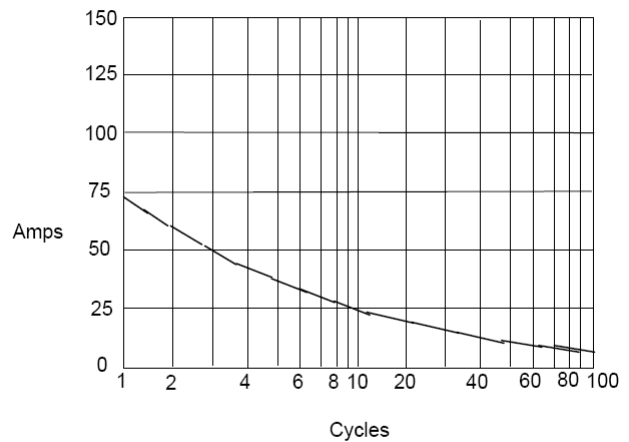
Instantaneous Reverse Leakage Current - MicroAmperes versus Percent Of Rated Peak Reverse Voltage - Volts

Figure 3 Forward Derating Curve



Average Forward Rectified Current - Amperes versus Ambient Temperature - °C

Figure 4 Maximum Non-Repetitive Forward Surge Current



Peak Forward Surge Current - Amperes versus Number Of Cycles At 60Hz - Cycles



Super Fast Rectifier

MUR605CT---660CT

PACKAGE OUTLINE

Plastic surface mounted package

TO-220AB

