



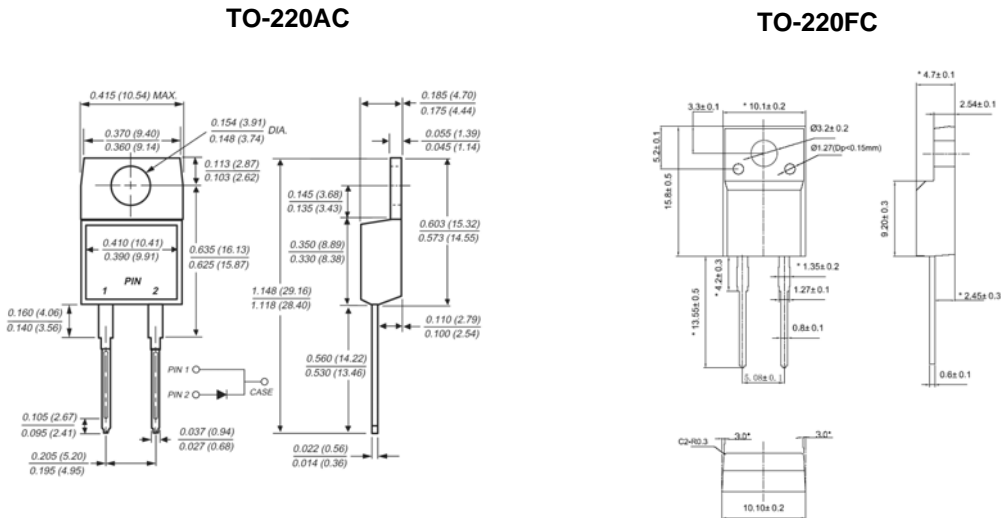
Glass passivated super fast rectifier
Reverse voltage 50 to 600 volts forward current 8.0 amperes

Features

- ◆ Superfast switching time for high efficiency
- ◆ Low reverse leakage current
- ◆ High surge capacity

Mechanical Data

- ◆ Case: TO-220AB full molded plastic package
- ◆ Terminals: Lead solderable per MIL-STD-202, Method 208
- ◆ Polarity: As marked
- ◆ Standard packaging: Any
- ◆ Weight: 0.08 ounces, 2.24 grams



Maximum Ratings and Electrical Characteristics

Ratings at 25°C ambient temperature unless otherwise specified.

Parameter	Symbol	MUR805/F	MUR810/F	MUR820/F	MUR840/F	MUR860/F	Unit
Maximum repetitive peak reverse voltage	V_{RRM}	50	100	200	400	600	Volts
Maximum RMS voltage	V_{RMS}	35	70	140	280	420	Volts
Maximum DC blocking voltage	V_{DC}	50	100	200	400	600	Volts
Maximum average forward rectified current at $T_c=100^\circ\text{C}$	$I_{F(AV)}$	8.0					Amps
Peak forward surge current 8.3ms single half sine-wave superimposed on rated load (JEDEC Method)	I_{FSM}	125.0					Amps
Maximum instantaneous forward voltage at 8.0A	V_F	1.0		1.3		1.8	Volts
Maximum DC reverse current @ $T_c=25^\circ\text{C}$ at rated DC blocking voltage @ $T_j=125^\circ\text{C}$	I_R	10.0			500		μA
Maximum reverse recovery time at $I_s=0.5\text{A}$, $I_r=1.0\text{A}$, $I_{tr}=0.25\text{A}$	t_{rr}	50					nS
Operating junction and storage temperature range	$T_{j, T_{STG}}$	-55 to +150					$^\circ\text{C}$

Notes 1. Pulse test: Pulse width 300 usec, Duty cycle 2%



MUR805/F ~ MUR860/F

RATINGS AND CHARACTERISTIC CURVES

($T_A = 25^\circ\text{C}$ unless otherwise noted)

Figure 1
Typical Forward Characteristics

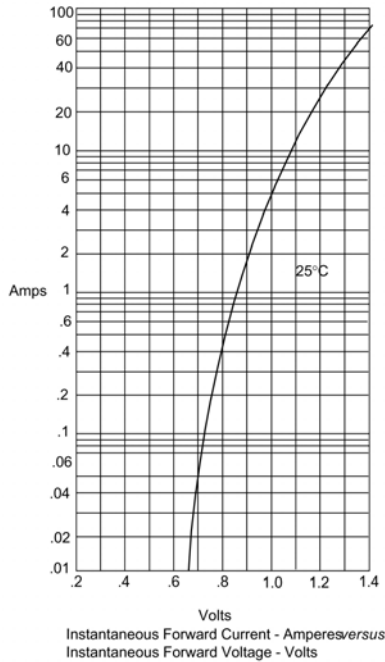


Figure 2
Typical Reverse Characteristics

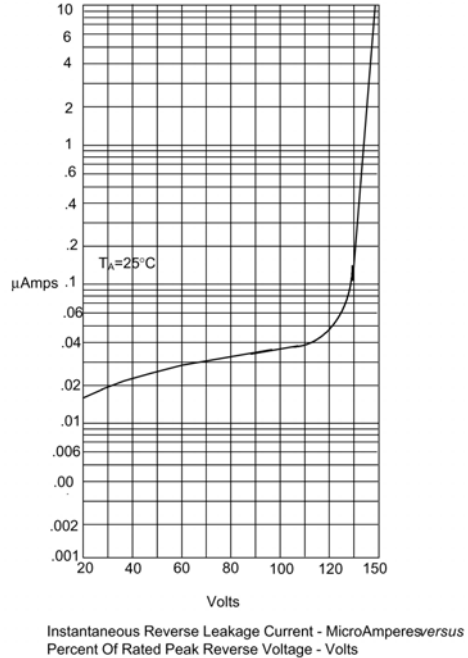


Figure 3
Forward Derating Curve

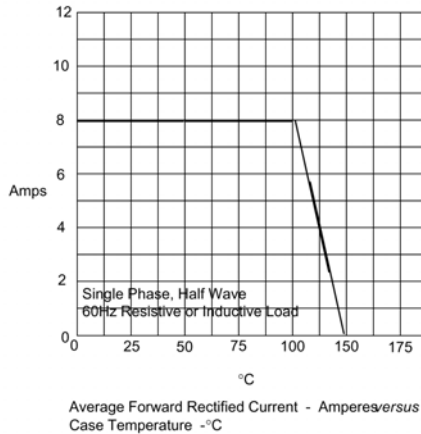


Figure 4
Maximum Non-Repetitive Forward Surge Current

