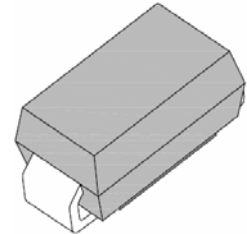


1.0A Sintered Glass Passivated Ultra Fast Recovery Rectifier (SGP®)

Features

- Sintered glass passivated (SGP®) rectifier chip
- Glass passivated cavity-free junction
- Ideal for surface mount automotive applications
- Superfast recovery time for high efficiency
- Built-in strain relief
- Easy pick and place
- High temperature soldering guaranteed:260°C/10 seconds, at terminals
- RoHS Compliance



SMA



Mechanical Data

Case:	JEDEC SMA molded plastic over passivated chip
Epoxy:	Plastic package has UL flammability classification 94V-0
Terminals:	Tin plated, solderable per MIL-STD-750, Method 2026
Polarity:	Color band denotes cathode end
Weight:	0.002 ounces, 0.064 gram

Maximum Ratings and Electrical Characteristics ($T_A=25^{\circ}C$ unless noted otherwise)

Symbol	Description	MURA120	MURA140	MURA160	Unit	Conditions
	Marking Code	U4D	U4G	U4J		
V_{RRM}	Maximum Repetitive Peak Reverse Voltage	200	400	600	V	
V_{RMS}	Maximum RMS Voltage	140	280	420	V	
V_{DC}	Maximum DC Blocking Voltage	200	400	600	V	
I_{F(AV)}	Maximum Average Forward Rectified Current	1.0			A	TL=150° C, SEE FIG.1
I_{FSM}	Peak Forward Surge Current	40	35		A	8.3ms single half sine-wave superimposed on rated load (JEDEC Method)

1.0A Sintered Glass Passivated Ultra Fast Recovery Rectifier (SGP[®])

MURA120 - MURA160

Symbol	Description	MURA120	MURA140	MURA160	Unit	Conditions
V_F	Maximum Instantaneous Forward Voltage	0.875	1.10	1.20	V	I _F =1.0A
I_R	Maximum DC Reverse Current at Rated DC Blocking Voltage	2	5		μA	T _A =25° C
		50	100			T _A =150° C
T_{rr}	Maximum Reverse Recovery Time	35	50		nS	I _F =0.5A, I _R =1.0A, I _{rr} =0.25A
C_J	Typical Junction Capacitance	15			pF	V _R =4V, f=1MHz
R_{thJA}	Typical Thermal Resistance, Junction to Ambient	216			°C / W	Note
T_J, T_{STG}	Operating Junction and Storage Temperature Range	-65 to +175			°C	

Note: Rating applies when surface mounted on the minimum pad size recommended, P.C.Board FR-4.

Typical Characteristics Curves

Fig.1-Forward Current Derating Curve

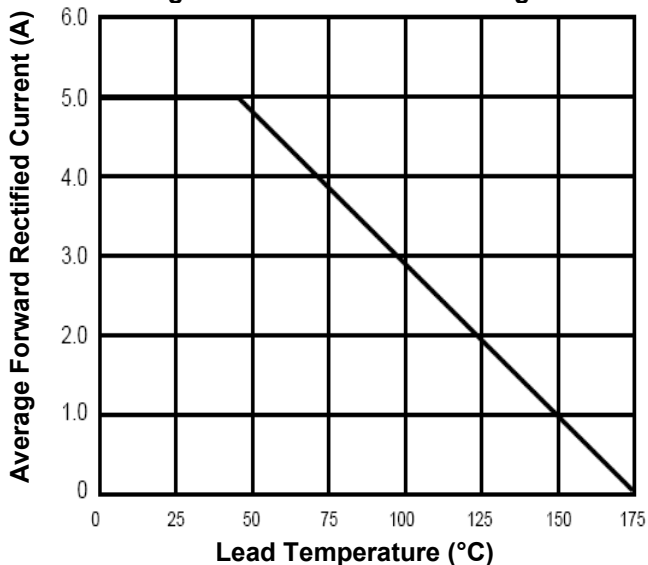
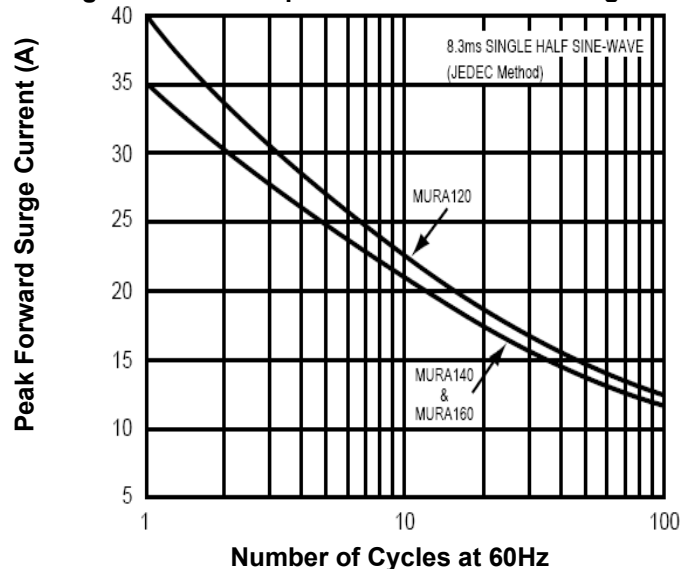


Fig.2-Max. Non-Repetitive Peak Forward Surge Current



1.0A Sintered Glass Passivated Ultra Fast Recovery Rectifier (SGP[®])

MURA120 - MURA160

Fig.3- Typical Instantaneous Forward Characteristics

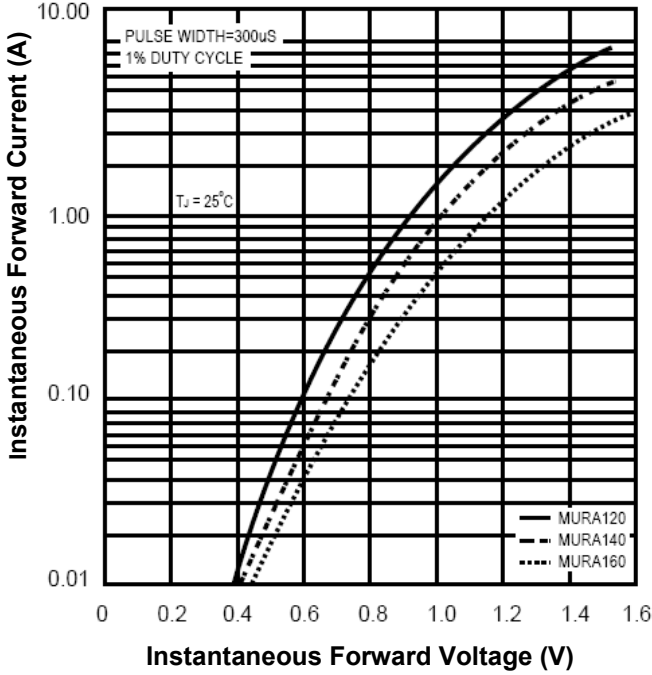


Fig.4-Typical Reverse Characteristics

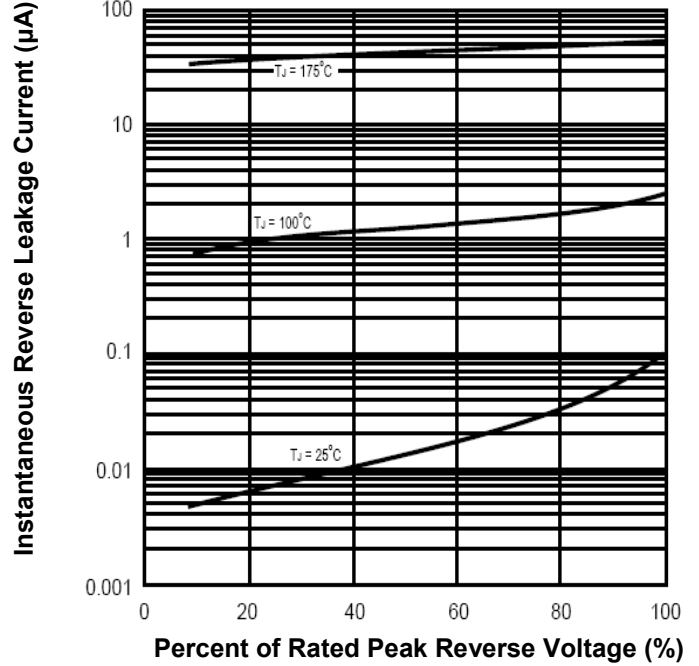
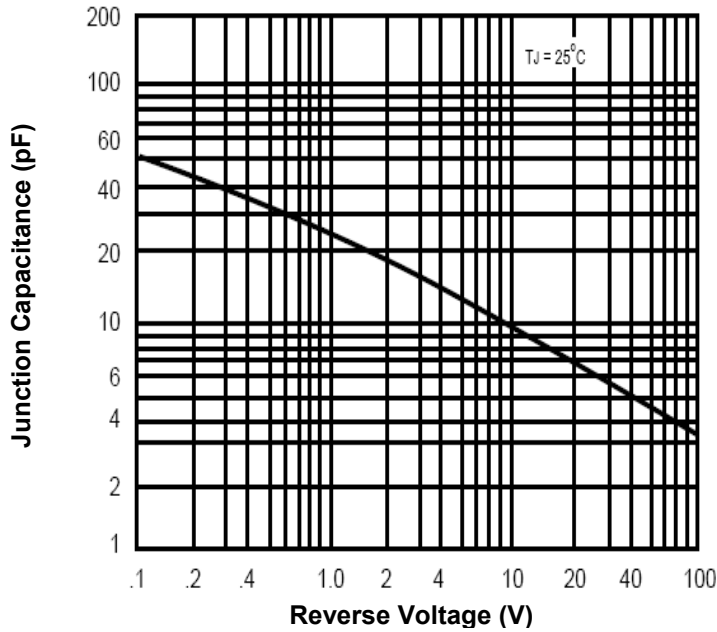


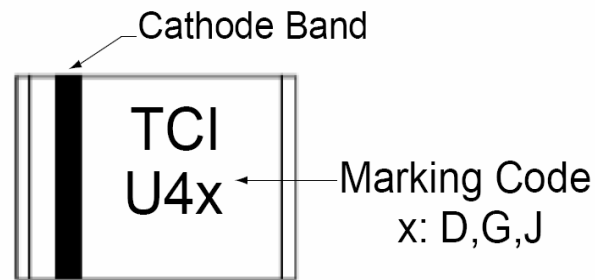
Fig.5- Typical Junction Capacitance



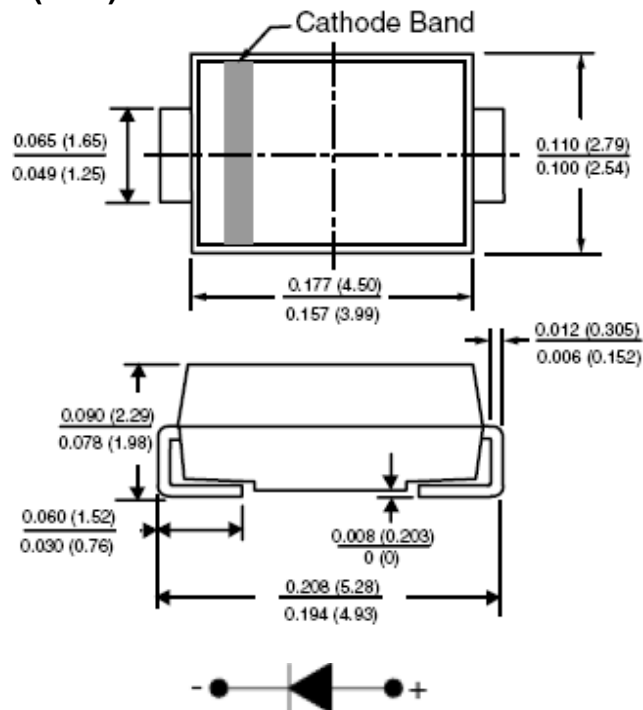
1.0A Sintered Glass Passivated Ultra Fast Recovery Rectifier (SGP[®])

MURA120 - MURA160

Marking Information:



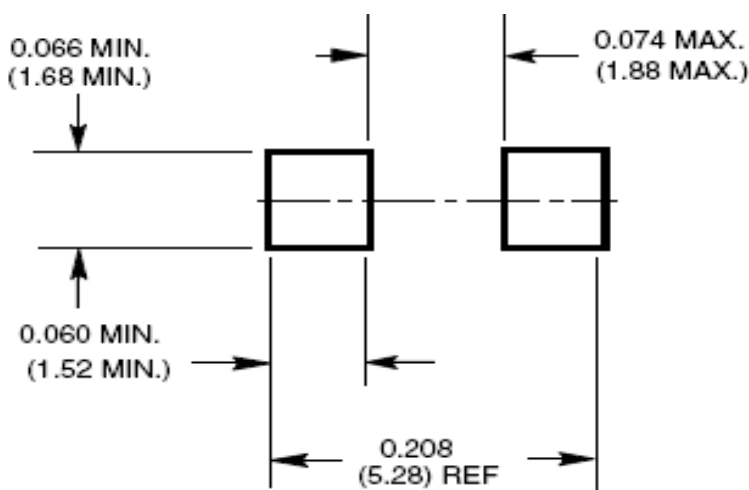
Dimensions in inch (mm)



1.0A Sintered Glass Passivated Ultra Fast Recovery Rectifier (SGP[®])

MURA120 - MURA160

Soldering Pad in inch (mm)



SMA

How to contact us:

US HEADQUARTERS

28040 WEST HARRISON PARKWAY, VALENCIA, CA 91355-4162

Tel: (800) TAITRON (800) 824-8766 (661) 257-6060

Fax: (800) TAITFAX (800) 824-8329 (661) 257-6415

Email: taitron@taitroncomponents.com

Http://www.taitroncomponents.com

TAITRON COMPONENTS MEXICO, S.A .DE C.V.

BOULEVARD CENTRAL 5000 INTERIOR 5 PARQUE INDUSTRIAL ATITALAQUIA, HIDALGO C.P.
42970 MEXICO

Tel: +52-55-5560-1519

Fax: +52-55-5560-2190

TAITRON COMPONETS INCORPORATED E REPRESENTAÇÕES DO BRASIL LTDA

RUA DOMINGOS DE MORAIS, 2777, 2.ANDAR, SALA 24 SAÚDE - SÃO PAULO-SP 04035-001 BRAZIL

Tel: +55-11-5574-7949

Fax: +55-11-5572-0052

TAITRON COMPONETS INCORPORATED, SHANGHAI REPRESENTATIVE OFFICE

METROBANK PLAZA, 1160 WEST YAN' AN ROAD, SUITE 1503, SHANGHAI, 200052, CHINA

Tel: +86-21-5424-9942

Fax: +86-21-5424-9931