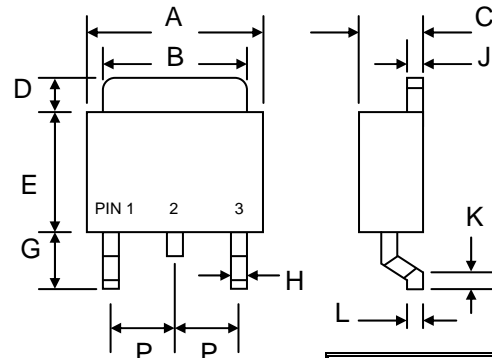


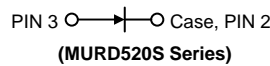
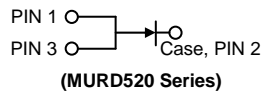
Features

- Glass Passivated Die Construction
- Ideally Suited for Automatic Assembly
- Low Profile Package
- High Surge Current Capability
- Low Power Loss, High Efficiency
- Super-Fast Recovery Time
- Ideally Suited for Use in High Frequency SMPS, Inverters and As Free Wheeling Diodes



Mechanical Data

- Case: DPAK/TO-252, Molded Plastic
- Terminals: Plated Leads Solderable per MIL-STD-202, Method 208
- Polarity: See Diagram
- Weight: 0.3 grams (approx.)
- Mounting Position: Any
- Marking: Device Code, See Page 3
- **Lead Free: For RoHS / Lead Free Version, Add “-LF” Suffix to Part Number, See Page 4**



DPAK/TO-252		
Dim	Min	Max
A	6.05	6.65
B	5.05	5.55
C	2.25	2.40
D	1.05	1.25
E	5.48	6.08
G	2.55	3.00
H	0.55	0.90
J	0.49	0.55
K	0.95	1.25
L	0.49	0.55
P	2.30 Typical	
All Dimensions in mm		

Maximum Ratings and Electrical Characteristics @T_A=25°C unless otherwise specified

Single Phase, half wave, 60Hz, resistive or inductive load. For capacitive load, derate current by 20%.

Characteristic	Symbol	MURD520/S	MURD530/S	MURD540/S	MURD560/S	Unit
Peak Repetitive Reverse Voltage	V _{RRM}	200	300	400	600	V
Working Peak Reverse Voltage	V _{RWM}					
DC Blocking Voltage	V _R					
RMS Reverse Voltage	V _{R(RMS)}	140	210	280	420	V
Average Rectified Output Current @T _C = 100°C	I _O	5.0				A
Non-Repetitive Peak Forward Surge Current 8.3ms Single Half Sine-Wave Superimposed on Rated Load (JEDEC Method)	I _{FSM}	75				A
Forward Voltage @I _F = 5.0A	V _{FM}	0.95	1.25	1.7		V
Peak Reverse Current @T _A = 25°C At Rated DC Blocking Voltage @T _A = 100°C	I _{RM}	5.0 500				μA
Reverse Recovery Time (Note 1)	t _{rr}	35				nS
Typical Junction Capacitance (Note 2)	C _J	45				pF
Thermal Resistance Junction to Ambient (Note 3)	R _{JA}	49				°C/W
Thermal Resistance Junction to Lead (Note 3)	R _{JC}	2.0				
Operating and Storage Temperature Range	T _J , T _{STG}	-55 to +150				°C

Note: 1. Measured with I_F = 0.5A, I_R = 1.0A, I_{RR} = 0.25A.
2. Measured at 1.0 MHz and applied reverse voltage of 4.0 V DC.
3. Mounted on PCB with 700mm² copper pads.

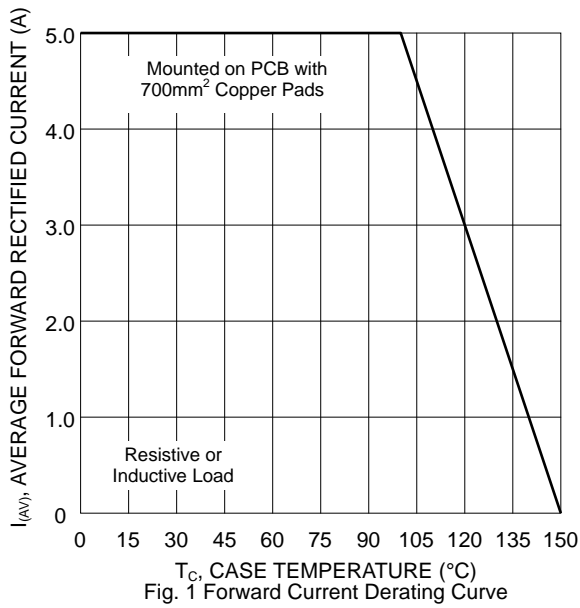


Fig. 1 Forward Current Derating Curve

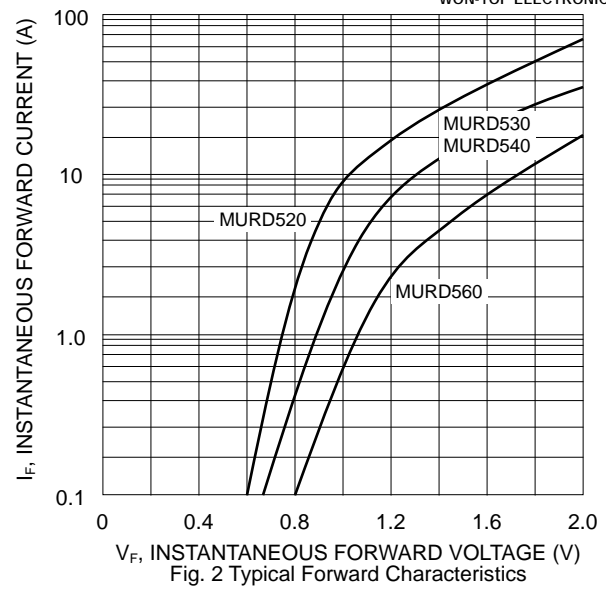


Fig. 2 Typical Forward Characteristics

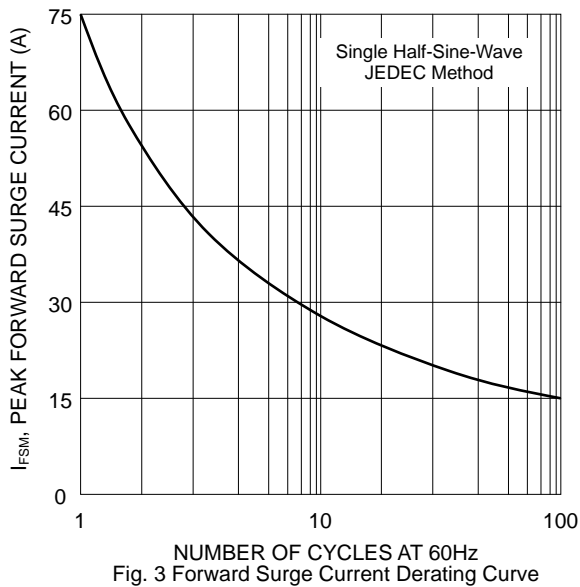


Fig. 3 Forward Surge Current Derating Curve

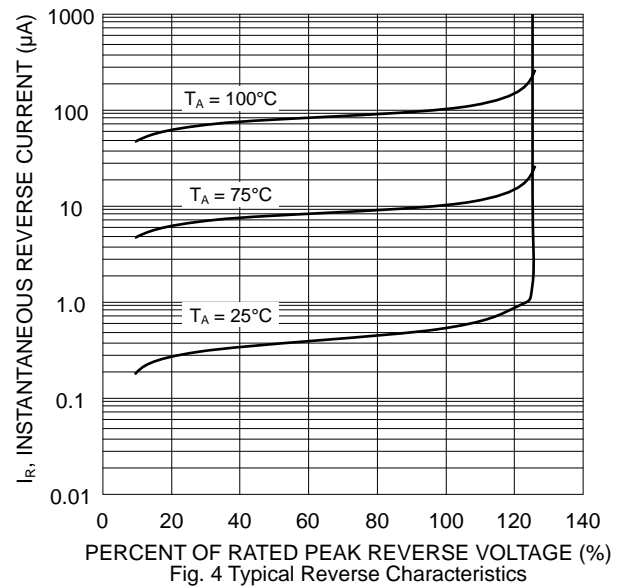


Fig. 4 Typical Reverse Characteristics

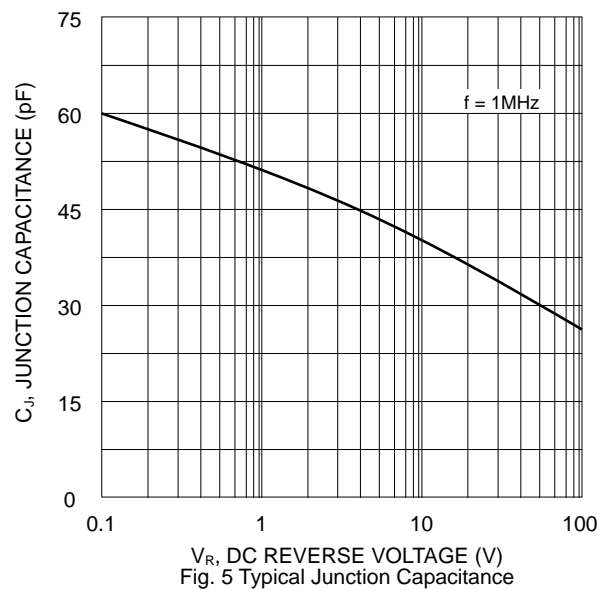



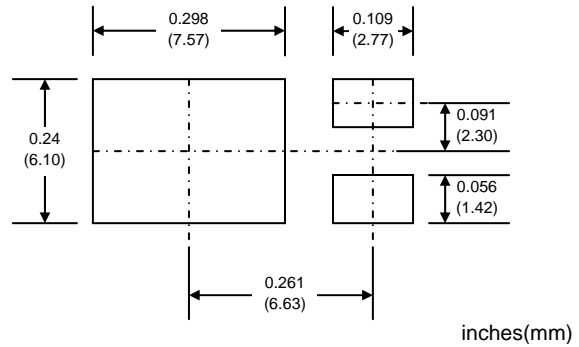
Fig. 5 Typical Junction Capacitance

MARKING INFORMATION



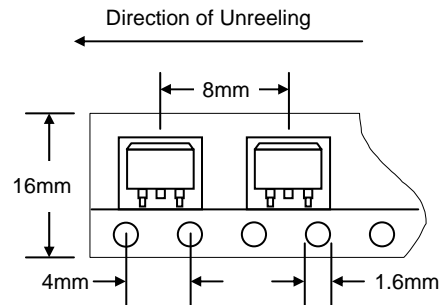
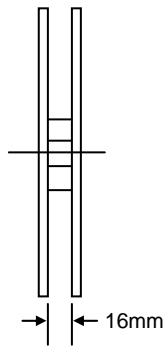
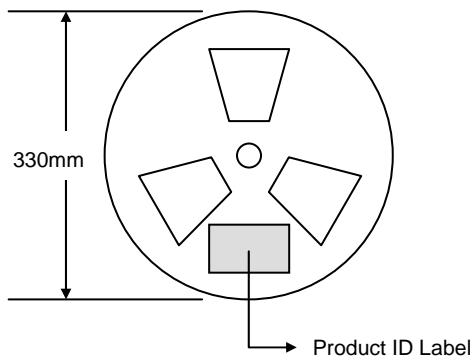
U5xx = Device Number
 xx = 20 (MURD520)
 30 (MURD530)
 40 (MURD540)
 60 (MURD560)
 S = Suffix for MURD520S Series (remove when ordering MURD520 series)

RECOMMENDED FOOTPRINT



PACKAGING INFORMATION

TAPE & REEL




Reel Diameter (mm)	Quantity (PCS)	Inner Box Size L x W x H (mm)	Quantity (PCS)	Carton Size L x W x H (mm)	Quantity (PCS)	Approx. Gross Weight (KG)
330	2,500	340 x 337 x 45	5,000	370 x 370 x 420	40,000	18.0

Note: 1. Paper reel, white or gray color.
 2. Components are packed in accordance with EIA standard 481-1 and 481-2.

ORDERING INFORMATION

Product No.	Package Type	Shipping Quantity
MURD520/S-T3	DPAK	2500/Tape & Reel
MURD530/S-T3	DPAK	2500/Tape & Reel
MURD540/S-T3	DPAK	2500/Tape & Reel
MURD560/S-T3	DPAK	2500/Tape & Reel

1. Shipping quantity given is for minimum packing quantity only. For minimum order quantity, please consult the Sales Department.
2. **To order RoHS / Lead Free version (with Lead Free finish), add "-LF" suffix to part number above. For example, MURD520-T3-LF.**

WON-TOP ELECTRONICS and  are registered trademarks of Won-Top Electronics Co., Ltd (WTE). WTE has checked all information carefully and believes it to be correct and accurate. However, WTE cannot assume any responsibility for inaccuracies. Furthermore, this information does not give the purchaser of semiconductor devices any license under patent rights to manufacturer. WTE reserves the right to change any or all information herein without further notice.

WARNING: DO NOT USE IN LIFE SUPPORT EQUIPMENT. WTE power semiconductor products are not authorized for use as critical components in life support devices or systems without the express written approval.

Won-Top Electronics Co., Ltd.
No. 44 Yu Kang North 3rd Road,
Chine Chen Dist., Kaohsiung 806, Taiwan
Phone: 886-7-822-5408 or 886-7-822-5410
Fax: 886-7-822-5417
Email: sales@wontop.com
Internet: http://www.wontop.com

We power your everyday.