



Micro Commercial Components

Micro Commercial Components
 20736 Marilla Street Chatsworth
 CA 91311
 Phone: (818) 701-4933
 Fax: (818) 701-4939

MURH805CT THRU MURH860CT

8 Amp Super Fast Glass Passivated Rectifier 50 to 600 Volts

Features

- Superfast switching time for high efficiency
- Low reverse leakage current
- High surge capacity
- Lead Free Finish/RoHS Compliant(Note 1) ("P" Suffix designates RoHS Compliant. See ordering information)
- Case Material: Molded Plastic. UL Flammability Classification Rating 94V-0 and MSL Rating 1

Maximum Ratings

- Operating Temperature: -55°C to +150°C
- Storage Temperature: -55°C to +150°C

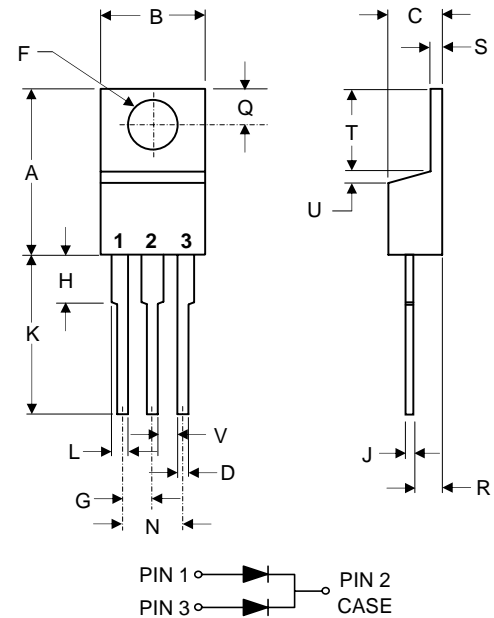
MCC Catalog Number	Device Marking	Maximum Recurrent Peak Reverse Voltage	Maximum RMS Voltage	Maximum DC Blocking Voltage
MURH805CT	MURH805CT	50V	35V	50V
MURH810CT	MURH810CT	100V	70V	100V
MURH820CT	MURH820CT	200V	140V	200V
MURH840CT	MURH840CT	400V	280V	400V
MURH860CT	MURH860CT	600V	420V	600V

Electrical Characteristics @ 25°C Unless Otherwise Specified

Average Forward Current	$I_{F(AV)}$	8.0A	$T_C = 120^\circ\text{C}$
Peak Forward Surge Current	I_{FSM}	65A	8.3ms, half sine
Maximum Forward Voltage Drop Per Element MURH805-840CT MURH860CT	V_F	2.2 V 2.8 V	$I_{FM} = 4 \text{ A per element};$ $T_A = 25^\circ\text{C}^*$
Maximum DC Reverse Current At Rated DC Blocking Voltage	I_R	10 μA 800 μA	$T_J = 25^\circ\text{C}$ $T_J = 100^\circ\text{C}$
Maximum Reverse Recovery Time MURH805-820CT MURH840-860CT	T_{rr}	35ns 50ns	$I_F = 1.0\text{A},$ $di/dt = 50\text{A}/\mu\text{s}$

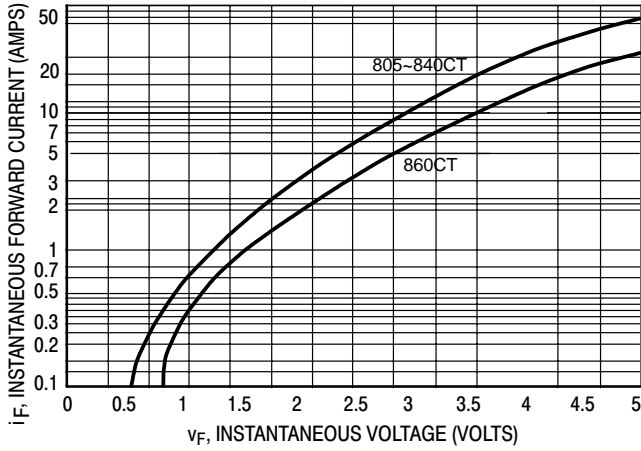
*Pulse test: Pulse width 300 μs , Duty cycle 2%

TO-220AB



DIM	DIMENSIONS				NOTE
	INCHES		MM		
	MIN	MAX	MIN	MAX	
A	.560	.625	14.22	15.88	
B	.380	.420	9.65	10.67	
C	.140	.190	3.56	4.82	
D	.020	.045	0.51	1.14	
F	.139	.161	3.53	4.09	∅
G	.190	.110	2.29	2.79	
H	---	.250	---	6.35	
J	.012	.025	0.30	0.64	
K	.500	.580	12.70	14.73	
L	.045	.060	1.14	1.52	
N	.190	.210	4.83	5.33	
Q	.100	.135	2.54	3.43	
R	.080	.115	2.04	2.92	
S	.045	.055	1.14	1.39	
T	.230	.270	5.84	6.86	
U	-----	.050	-----	1.27	
V	.045	-----	1.15	-----	

Figure 1
Typical Forward Characteristics



Instantaneous Forward Current - Amperes *versus*
Instantaneous Forward Voltage - Volts

Figure 2
Typical Reverse Characteristics

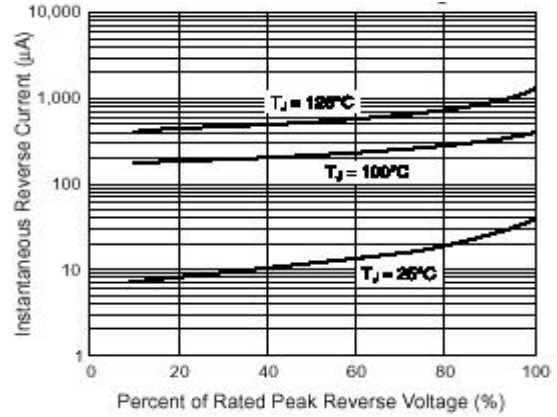
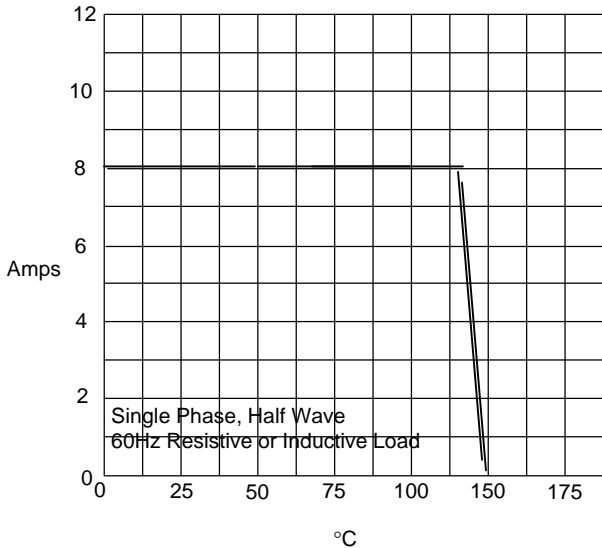
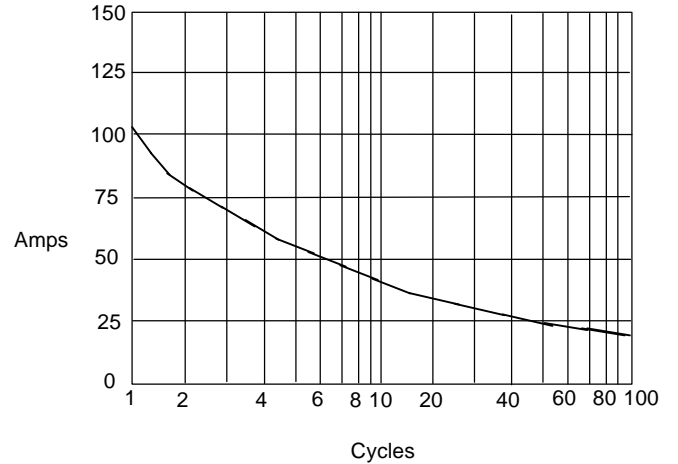


Figure 3
Forward Derating Curve



Average Forward Rectified Current - Amperes *versus*
Ambient Temperature - °C

Figure 4
Maximum Non-Repetitive Forward Surge Current



Peak Forward Surge Current - Amperes *versus*
Number Of Cycles At 60Hz - Cycles



Micro Commercial Components

Ordering Information

Device	Packing
(Part Number)-BP	Bulk; 1Kpcs/Box

*****IMPORTANT NOTICE*****

Micro Commercial Components Corp. reserves the right to make changes without further notice to any product herein to make corrections, modifications , enhancements , improvements , or other changes .
Micro Commercial Components Corp. does not assume any liability arising out of the application or use of any product described herein; neither does it convey any license under its patent rights ,nor the rights of others . The user of products in such applications shall assume all risks of such use and will agree to hold *Micro Commercial Components Corp.* and all the companies whose products are represented on our website, harmless against all damages.

*****APPLICATIONS DISCLAIMER*****

Products offer by *Micro Commercial Components Corp.* are not intended for use in Medical, Aerospace or Military Applications.