

MURS220-MURS260

Surface Mount Rectifiers

VOLTAGE RANGE: 600 V

CURRENT: 2.0 A



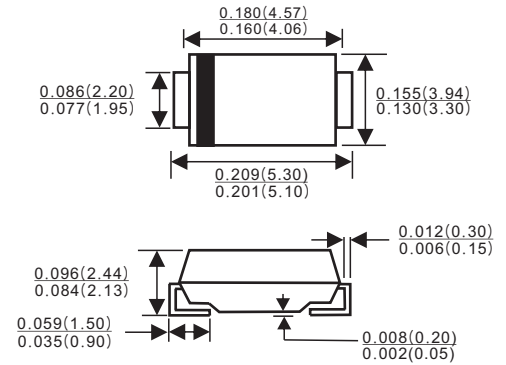
Features

- ✧ Low cost
- ✧ Low leakage
- ✧ Low forward voltage drop
- ✧ High current capability
- ✧ Easily cleaned with Alcohol, Isopropanol and similar solvents
- ✧ The plastic material carries U/L recognition 94V-0

Mechanical Data

- ✧ Case: JEDEC DO-214AA, molded plastic
- ✧ Polarity: Color band denotes cathode
- ✧ Weight: 0.003 ounces, 0.093 grams
- ✧ Mounting position: Any

SMB/DO-214AA



Dimensions in inches and (millimeters)

MAXIMUM RATINGS AND ELECTRICAL CHARACTERISTICS

Ratings at 25°C ambient temperature unless otherwise specified.

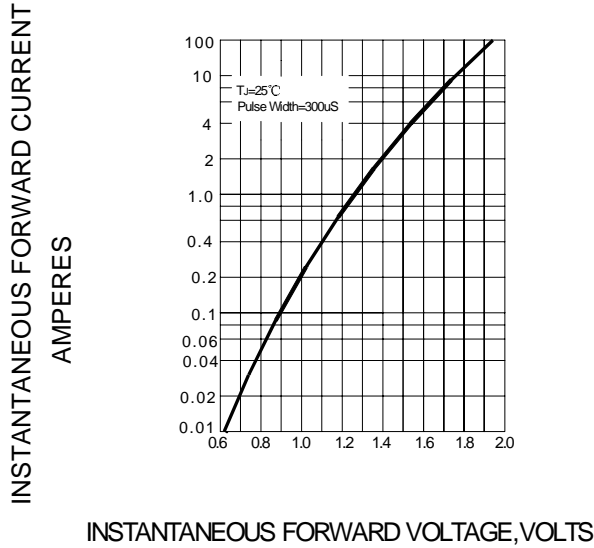
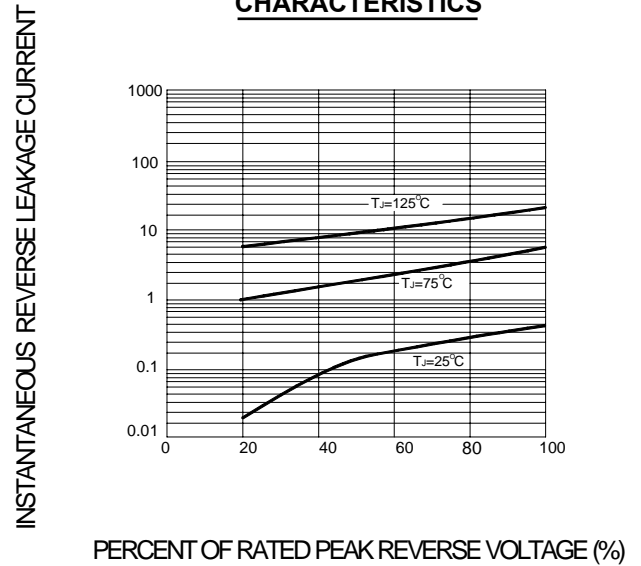
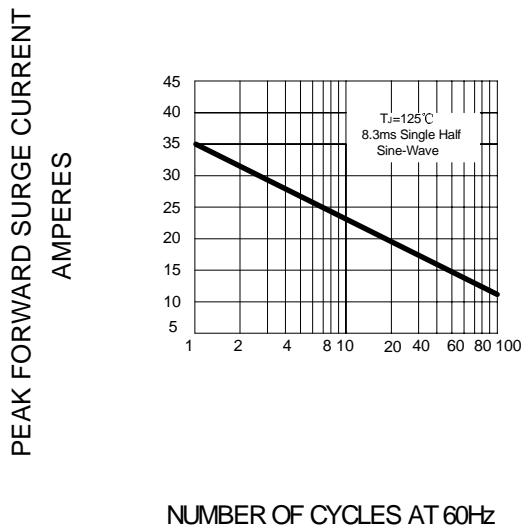
Single phase, half wave, 60 Hz, resistive or inductive load. For capacitive load, derate by 20%.

		MURS220	MURS240	MURS260	UNITS
Maximum recurrent peak reverse voltage	V_{RRM}	200	400	600	V
Maximum RMS voltage	V_{RMS}	200	400	600	V
DC blocking voltage	V_R	200	400	600	V
Average rectified forward current @ $T_L=125^\circ\text{C}$	$I_{F(AV)}$	2.0	2.0	2.0	A
Non-repetitive peak surge current (Surge applied at rated load conditions halfwave, single phase, 60Hz)	I_{FSM}	40	35	35	A
Maximum instantaneous forward voltage at 2.0 A (Note2) @ $T_J=25^\circ\text{C}$	V_F	0.95	1.4	1.3	V
Maximum reverse current @ $T_A=25^\circ\text{C}$ at rated DC blocking voltage @ $T_A=125^\circ\text{C}$	I_R	2.0	5.0 150	5.0	μA
Maximum reverse recovery time (Note1)	t_{rr}	2	50	50	ns
Thermal resistance, junction-to-lead	$R_{\theta JL}$		13.0		$^\circ\text{C}/\text{W}$
Operating junction temperature range	T_J		- 65 ---- + 175		$^\circ\text{C}$
Storage temperature range	T_{STG}		- 65 ---- + 175		$^\circ\text{C}$

NOTE: 1. Measured with $I_F=0.5\text{A}$, $I_R=1\text{A}$, $I_{rr}=0.25\text{A}$.

2. Pulse Test: Pulse Width = 300 μs , Duty Cycle 2.0%

Ratings AND Characteristic Curves

FIG.1 – TYPICAL FORWARD CHARACTERISTIC

FIG.2 -- TYPICAL REVERSE LEAKAGE CHARACTERISTICS

FIG.3 – PEAK FORWARD SURGE CURRENT

FIG.4 – FORWARD DERATING CURVE
