

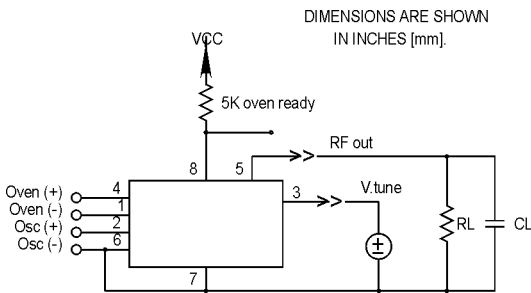
MXO5019 Series

2x2 in., 12.0 Volt, CMOS/Sinewave, OCXO



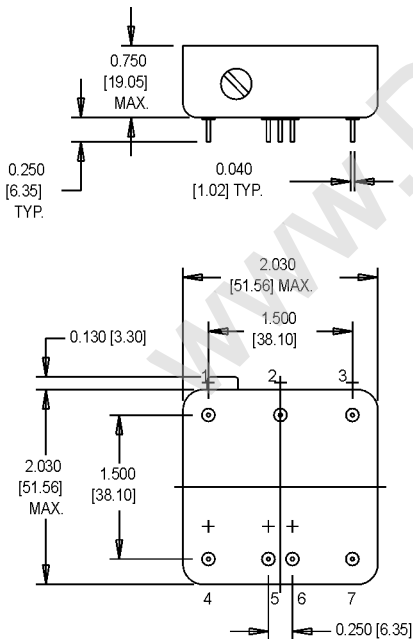
- Available in AT or SC cut, featuring low phase noise and voltage control
- Ideal for PCS & cellular base stations and medical instrumentation

Ordering Information		MXO5019	1	S	A	C	D	00.0000 MHz
Product Series								
Temperature Range								
1: 0°C to +70°C	6: -20°C to +70°C							
8: 0°C to +50°C	B: -30°C to +70°C							
C: -40°C to +70°C								
Stability								
A: $\pm 1.0 \times 10^{-7}$	E: $\pm 5.0 \times 10^{-8}$							
G: $\pm 3.0 \times 10^{-8}$	K: $\pm 1.0 \times 10^{-8}$							
M: $\pm 7.0 \times 10^{-9}$	P: $\pm 5.0 \times 10^{-9}$							
R: $\pm 3.0 \times 10^{-9}$	S: $\pm 2.0 \times 10^{-9}$							
Crystal Cut								
A: AT Cut	S: SC Cut							
Output Type								
C: CMOS	S: Sinewave							
Package Type								
D: DIP								
Frequency (Customer Specified)								



Pin Connections

PIN	FUNCTION
1	Oven Supply Return
2	Oscillator Supply (+)
3	Frequency Adjust
4	Oven Supply (+)
5	RF Output
6	RF Ground & Osc. Supply Return
7	Case Ground
8	Oven Ready (Optional)




M-tron reserves the right to make changes to the product(s) and service(s) described herein without notice. No liability is assumed as a result of their use or application. No rights under any patent accompany the sale of such product.

M-tron Industries, Inc., PO Box 630, Yankton, SD 57078-0630, USA Phone: 605-665-9321 or 1-800-762-8800 Fax: 605-665-1709 Website: www.mtron.com
 M-tron Industries Limited, 1104 Shanghai Industrial Investment Building, 48-62 Hennessy Road, Wanchai, Hong Kong, China Phone: 852-2866-8023 Fax: 852-2529-1822

MXO5019 Series

2x2 in., 12.0 Volt, CMOS/Sinewave, OCXO



PARAMETER	SC-cut	AT-cut
	Frequency Range	10 MHz
Temperature Range	-20°C to +70°C	
Temperature Stability	$\pm 1.0 \times 10^{-8}$	$\pm 5.0 \times 10^{-8}$
Supply Voltage	+15 Vdc oven (+12 Vdc osc)	+15 Vdc oven (+12 Vdc osc)
Aging Over 1 Year	$\pm 1.5 \times 10^{-7}$	$\pm 2.0 \times 10^{-7}$
Aging Per Day	$\pm 5.0 \times 10^{-10}$	
Turn On	600 mA max	
Current	300 mA max @ 25°C steady state	
Warm-up Time @ 25°C	To within ± 0.10 ppm of F_0 in 2.5 min, ± 0.01 ppm in 5 min	
Load Stability	$\pm 1.0 \times 10^{-9}$	
Aging Adjustment	External 10 k pot/voltage	
Voltage Range	0.5 V to 10 V	
Deviation	$\pm 3.0 \times 10^{-7}$	
Slope	Positive	
Phase Noise		
1 Hz	-90 dBc/Hz	-75 dBc/Hz
10 Hz	-120 dBc/Hz	-110 dBc/Hz
100 Hz	-145 dBc/Hz	-140 dBc/Hz
1 kHz	-155 dBc/Hz	-155 dBc/Hz
10 kHz	-160 dBc/Hz	-160 dBc/Hz
<u>Sinewave Version</u>		
Spurious	-75 dBc max	
Harmonics	-20 dBc max	
Load	50 Ω to 3 k Ω	
Output Level	+7 dBm min into 50 Ω	
<u>HCMOS Version</u>		
Duty Cycle	40/60	
Load	2 Gates	

T \ S	A	E	G	K	M	P	R	S
1	C	C	A	C	C	C	S	N
6	C	A	C	S	N	N	N	N
8	C	C	C	A	C	C	C	S
B	C	A	C	C	C	S	N	N
C	A	C	C	C	S	N	N	N

A = AT Cut
 S = SC Cut
 C = Consult Factory
 N = Not Available

OCXO

M-tron reserves the right to make changes to the product(s) and service(s) described herein without notice. No liability is assumed as a result of their use or application. No rights under any patent accompany the sale of such product.