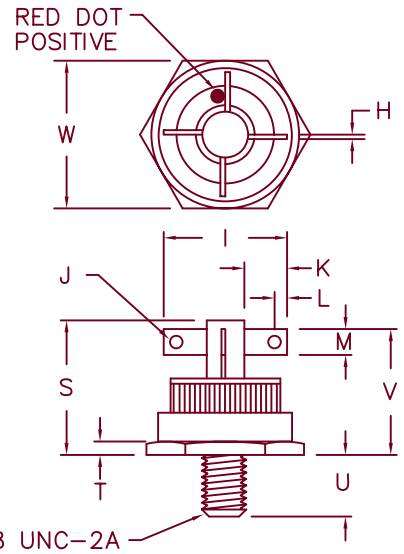
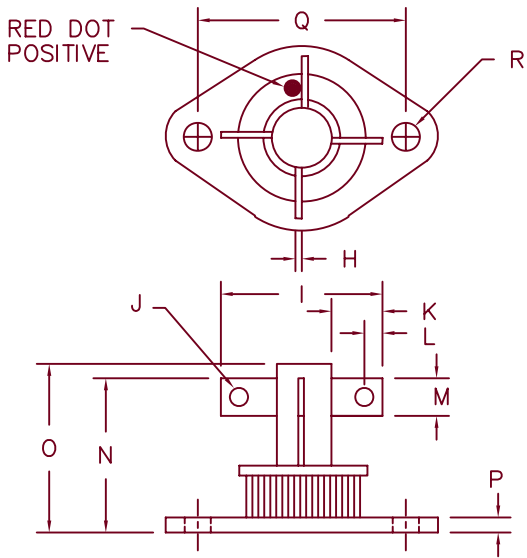
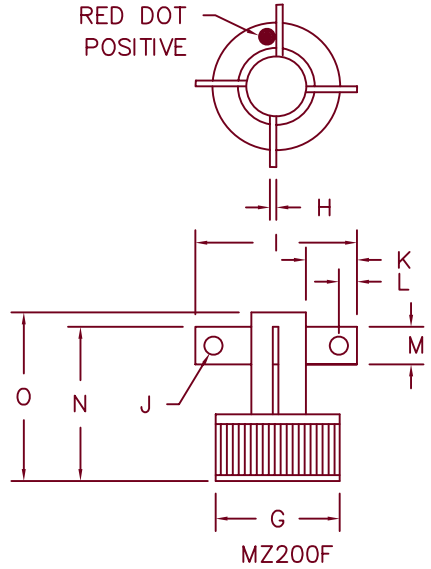
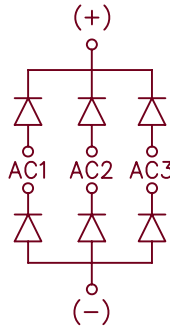
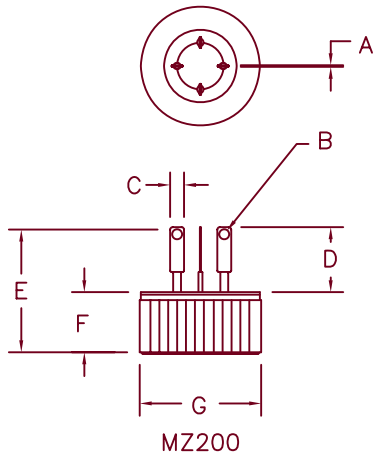


# Three Phase 12 Amp Bridge Rectifier MZ200 — MZ1200



MZ200FT ← For Parts w/o Flag Delete F → MZ200FS

Dim.	Inches		Millimeter		Notes
	Minimum	Maximum	Minimum	Maximum	
A	.018	.028	0.46	0.71	
B	---	.070 typ.	---	---	Dia.
C	---	.125 typ.	---	---	
D	.290	.330	7.37	8.38	
E	---	.825	---	20.95	
F	.390	.420	9.90	10.67	
G	.751	.755	19.07	19.18	
H	---	.032 typ.	---	---	
I	---	1.0	---	25.4	
J	---	.11 typ.	---	---	Dia.
K	.250	---	6.35	---	

Dim.	Inches		Millimeter		Notes
	Minimum	Maximum	Minimum	Maximum	
L	---	.125 Typ.	---	---	
M	---	.187 Typ.	---	---	
N	---	.830	---	21.08	
O	---	.930	---	23.62	
P	---	.135	---	3.43	
Q	1.177	1.197	29.90	30.40	
R	.151	.161	3.84	4.10	Dia.
S	---	1.20	---	30.48	
T	---	.125 typ.	---	---	
U	.340	.400	8.64	10.16	
V	---	1.10	---	27.94	
W	---	.875	---	22.83	



6 Lake Street  
Lawrence, MA 01841  
PH: (978) 620-2600  
FAX: (978) 689-0803  
www.microsemi.com

05-01-07 Rev. 2

# MZ200 – MZ1200

Microsemi  
Catalog Number

MZ200  
MZ400  
MZ600  
MZ800  
MZ1000  
MZ1200

Repetitive Peak  
Reverse Voltage

200V  
400V  
600V  
800V  
1000V  
1200V

- Glass Passivated Die
- Hermetically sealed
- Soft Recovery
- 200°C Junction temperature

## Electrical Characteristics

DC forward current output

Maximum Surge Current

Maximum I<sup>2</sup>t For Fusing

Max. Peak Forward Voltage per leg

Max. Peak Reverse Current per leg

Max. Peak Reverse Current per leg

I<sub>o</sub> 12A

I<sub>FSM</sub> 100 Amps

I<sup>2</sup>t 42A<sup>2</sup>s

V<sub>FM</sub> 1.2 Volts

I<sub>RM</sub> 5 μA

I<sub>RM</sub> 1.0 mA

T<sub>C</sub> = 110°C, R<sub>θJC</sub> = 2.5°C/W

8.3mS, half sine, T<sub>C</sub> = 110°C

I<sub>FM</sub> = 10A: T<sub>J</sub> = 25°C

V<sub>RM</sub> rated, T<sub>J</sub> = 25°C

V<sub>RM</sub> rated, T<sub>J</sub> = 150°C

## Thermal and Mechanical Characteristics

Storage temperature range

Operating junction temperature range

Max thermal resistance per package

T<sub>STG</sub>

T<sub>OP</sub>

R<sub>θJC</sub>

-65°C to +200°C

-65°C to +200°C

2.5°C/W

# MZ200 – MZ1200

Figure 1  
Maximum Forward Characteristics – Per Leg

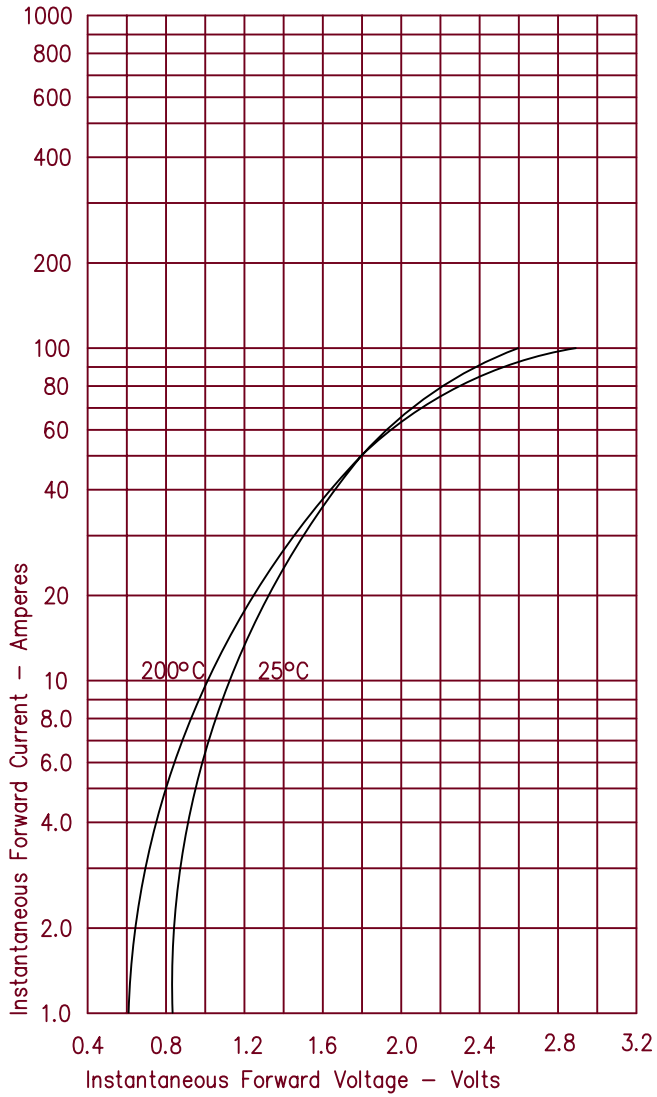


Figure 3  
Forward Current Derating – Per Leg

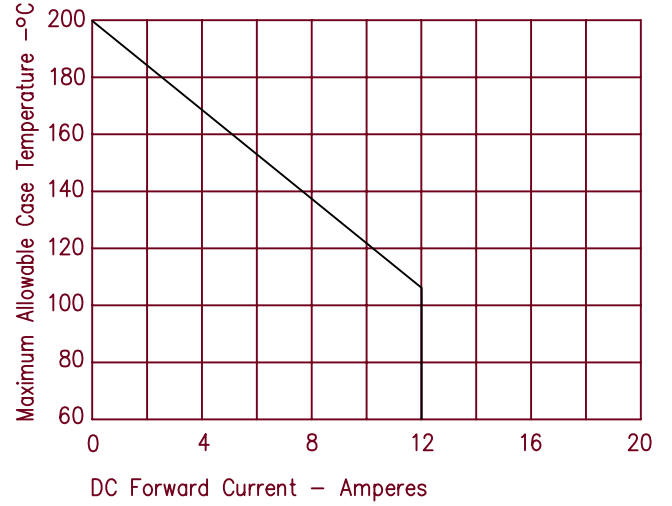


Figure 2  
Typical Reverse Characteristics – Per Leg

