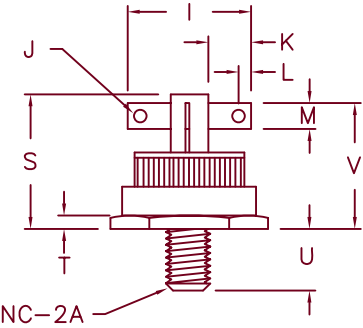
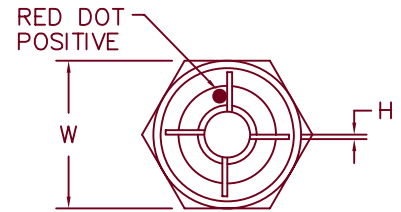
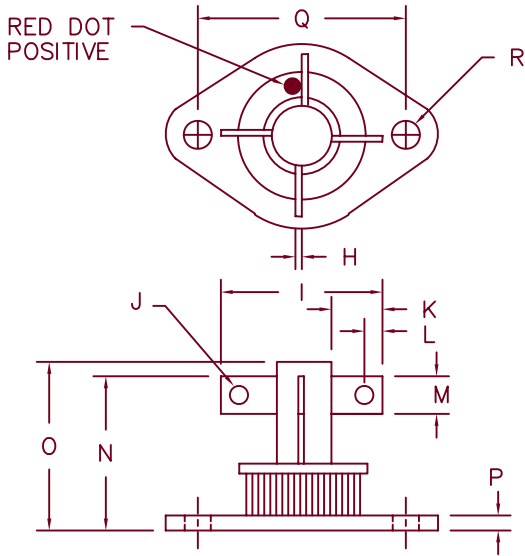
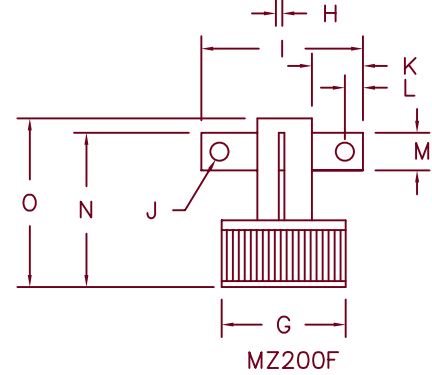
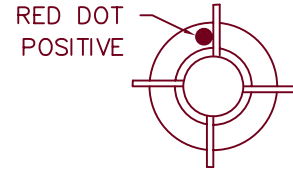
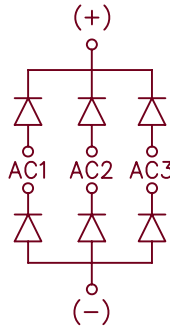
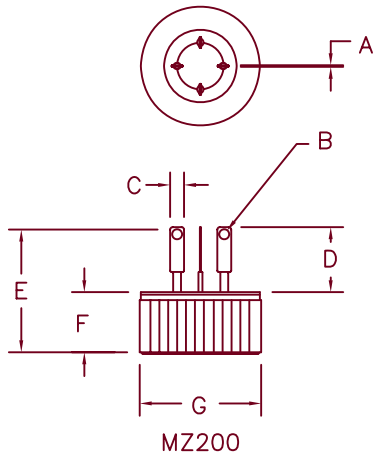


# Three Phase 12 Amp Bridge Rectifier MZ200 — MZ1200



MZ200FT ← For Parts w/o Flag Delete F → MZ200FS

Dim.	Inches		Millimeter		Notes
	Minimum	Maximum	Minimum	Maximum	
A	.018	.028	0.46	0.71	
B	---	.070 typ.	---	---	Dia.
C	---	.125 typ.	---	---	
D	.290	.330	7.37	8.38	
E	---	.825	---	20.95	
F	.390	.420	9.90	10.67	
G	.751	.755	19.07	19.18	
H	---	.032 typ.	---	---	
I	---	1.0	---	25.4	
J	---	.11 typ.	---	---	Dia.
K	.250	---	6.35	---	

Dim.	Inches		Millimeter		Notes
	Minimum	Maximum	Minimum	Maximum	
L	---	.125 Typ.	---	---	
M	---	.187 Typ.	---	---	
N	---	.830	---	21.08	
O	---	.930	---	23.62	
P	---	.135	---	3.43	
Q	1.177	1.197	29.90	30.40	
R	.151	.161	3.84	4.10	Dia.
S	---	1.20	---	30.48	
T	---	.125 typ.	---	---	
U	.340	.400	8.64	10.16	
V	---	1.10	---	27.94	
W	---	.875	---	22.83	



6 Lake Street  
Lawrence, MA 01841  
PH: (978) 620-2600  
FAX: (978) 689-0803  
www.microsemi.com

05-01-07 Rev. 2

# MZ200 – MZ1200

## Microsemi Catalog Number

MZ200  
MZ400  
MZ600  
MZ800  
MZ1000  
MZ1200

## Repetitive Peak Reverse Voltage

200V  
400V  
600V  
800V  
1000V  
1200V

- Glass Passivated Die
- Hermetically sealed
- Soft Recovery
- 200°C Junction temperature

## Electrical Characteristics

DC forward current output

$I_o$  12A

$T_C = 110^\circ\text{C}$ ,  $R_{\theta JC} = 2.5^\circ\text{C/W}$

Maximum Surge Current

$I_{FSM}$  100 Amps

8.3mS, half sine,  $T_C = 110^\circ\text{C}$

Maximum  $I^2t$  For Fusing

$I^2t$  42A<sup>2</sup>s

Max. Peak Forward Voltage per leg

$V_{FM}$  1.2 Volts

$I_{FM} = 10\text{A}$ ;  $T_J = 25^\circ\text{C}$

Max. Peak Reverse Current per leg

$I_{RM}$  5  $\mu\text{A}$

$V_{RM}$  rated,  $T_J = 25^\circ\text{C}$

Max. Peak Reverse Current per leg

$I_{RM}$  1.0 mA

$V_{RM}$  rated,  $T_J = 150^\circ\text{C}$

## Thermal and Mechanical Characteristics

Storage temperature range

$T_{STG}$

$-65^\circ\text{C}$  to  $+200^\circ\text{C}$

Operating junction temperature range

$T_{OP}$

$-65^\circ\text{C}$  to  $+200^\circ\text{C}$

Max thermal resistance per package

$R_{\theta JC}$

2.5°C/W

# MZ200 – MZ1200

Figure 1  
Maximum Forward Characteristics – Per Leg

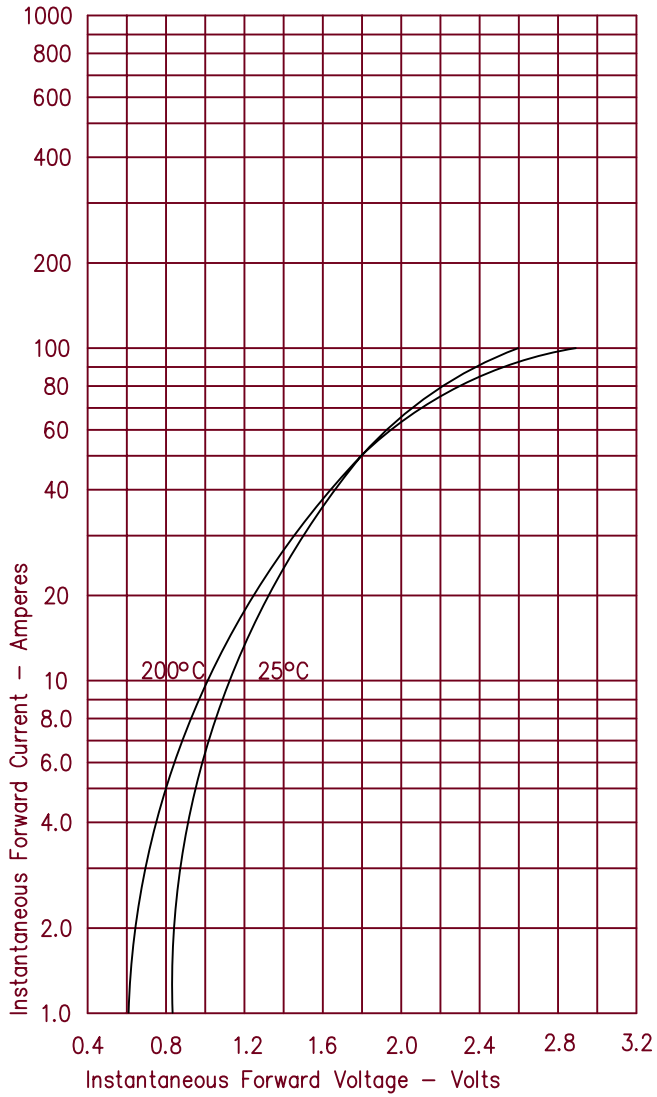


Figure 3  
Forward Current Derating – Per Leg

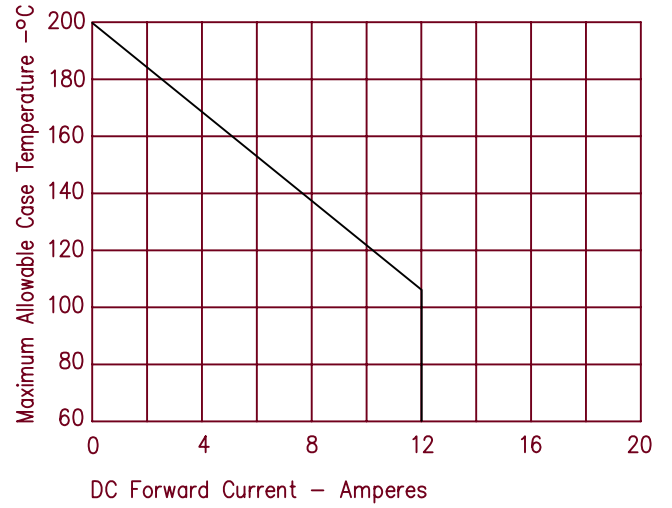


Figure 2  
Typical Reverse Characteristics – Per Leg

