

# N-X

## Inverter Output Ferrites

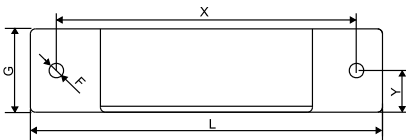
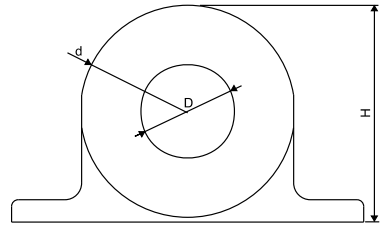
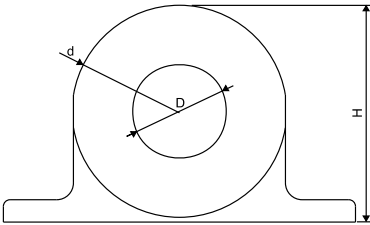
www.DataSheet4U.com

### General Specifications

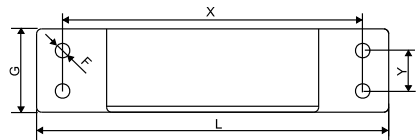
Output Ferrites (N-X) are especially effective in reducing electromagnetic interference from the motor cable, as they introduce an impedance between the Inverter and the motor. Output ferrites are particularly useful in reducing electrical noise in the frequency range 5 to 20 MHz, as there is no other suitable noise suppression means in this frequency range. Output ferrites should be placed around the cable between the Inverter and Motor, as near as possible to the Inverter. The cable (excluding earth wires and shielding) should pass through the ferrite at least twice.



KFI Power Line Filters



N-1/N-2



N-3

# N-X

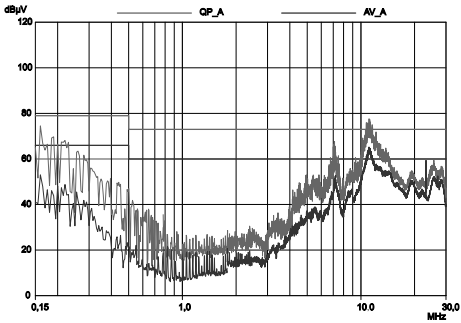
## Inverter Output Ferrites

www.DataSheet4U.com

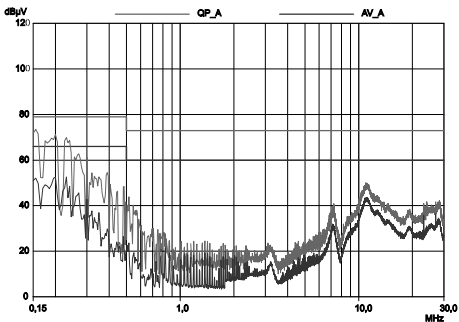
RFI Power Line Filters

### Product List

Type	N-1			N-2			N-3		
	2	3	4	2	3	4	2	3	4
Number of turns	2	3	4	2	3	4	2	3	4
Wire section	10mm <sup>2</sup>	6mm <sup>2</sup>	4mm <sup>2</sup>	16mm <sup>2</sup>	10mm <sup>2</sup>	6mm <sup>2</sup>	50mm <sup>2</sup>	35mm <sup>2</sup>	25mm <sup>2</sup>
Inductance	38μH	86μH	153μH	44μH	90μH	176μH	25,6μH	57,6μH	102μH
Max Current	60A	45A	30A	90A	65A	46A	150A	100A	75A
H	50mm			65mm			110mm		
L	86mm			105mm			150mm		
G	24mm			25mm			50mm		
D	21mm			28mm			50mm		
d	48mm			64mm			108mm		
F	4mm			4mm			5mm		
X	70mm			89mm			125mm		
Y	11,5mm			12,5mm			30mm		



Without ferrites



With ferrites