

InGaAsP STRAINED MQW DC-PBH PULSED LASER DIODE MODULE FOR 1550 nm OTDR APPLICATION

NDL7553P SERIES

FEATURES

- **HIGH OUTPUT POWER:**
Pf = 145 mW at I_{FP} = 1000 mA¹
- **LONG WAVELENGTH:**
λ_c = 1550 nm
- **COAXIAL MODULE WITHOUT THERMOELECTRIC COOLER**
- **SINGLE MODE FIBER PIGTAIL**

Note:

1. Pulse Conditions: Pulse width (PW) = 10 μs, Duty = 1%.

DESCRIPTION

The NDL7553P Series is a 1550 nm newly developed Strained Multiple Quantum Well (st-MQW) structure pulsed laser diode coaxial module with single mode fiber. It is designed for a light source of optical measurement equipment (OTDR).

ELECTRO-OPTICAL CHARACTERISTICS (T_C = 25°C)

PART NUMBER			NDL7553P Series		
SYMBOLS	PARAMETERS AND CONDITIONS	UNITS	MIN	TYP	MAX
V _{FP}	Forward Voltage, I _{FP} = 1000 mA, PW = 10 μs, Duty = 1%	V		2.5	4.0
P _f	Optical Output Power from Fiber, I _{FP} = 1000 mA, PW = 10 μs, Duty = 1%	mW	95	145	
I _{TH}	Threshold Current	mA		45	75
λ _c	RMS Center Wavelength, I _{FP} = 1000 mA, PW = 10 μs, Duty = 1%	nm	1530	1550	1570
σ	RMS Spectral Width, I _{FP} = 1000 mA, PW = 10 μs, Duty = 1%	nm		7.5	10.0
t _r	Rise Time, 10-90%	ns			2.0
t _f	Fall Time, 90-10%	ns			2.0

ELECTRO-OPTICAL CHARACTERISTICS (T_C = 0 to +60°C)

PART NUMBER			NDL7553P Series		
SYMBOLS	PARAMETERS AND CONDITIONS	UNITS	MIN	TYP	MAX
I _{th}	Threshold Current	mA			100
P _f	Optical Output Power from Fiber, I _{FP} = 1000 mA, PW = 10 μs, Duty = 1%	mW	60		
λ _c	RMS Center Wavelength, I _{FP} = 1000 mA, PW = 10 μs, Duty = 1%	nm	1520		1585
Δλ/ΔT	Temperature Dependency of Center Wavelength	nm/°C		0.35	
σ	RMS Spectral Width, I _{FP} = 1000 mA, PW = 10 μs, Duty = 1%	dB			10

NDL7553P SERIES

ABSOLUTE MAXIMUM RATINGS¹

(T_C = 25°C, unless otherwise specified)

SYMBOLS	PARAMETERS	UNITS	RATINGS
I _{FP}	Pulsed Forward Current ²	A	1.2
V _R	Reverse Voltage	V	2.0
T _C	Operating Case Temperature	°C	-20 to +60
T _{STG}	Storage Temperature	°C	-40 to +85
T _{SLD}	Lead Soldering Temperature (10 sec)	°C	260

Notes:

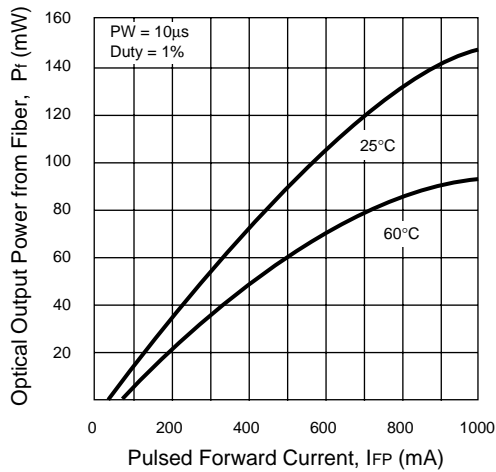
1. Operation in excess of any one of these parameters may result in permanent damage.
2. Pulse Condition: Pulse Width (PW) = 10 μs, Duty = 1 %.

ORDERING INFORMATION

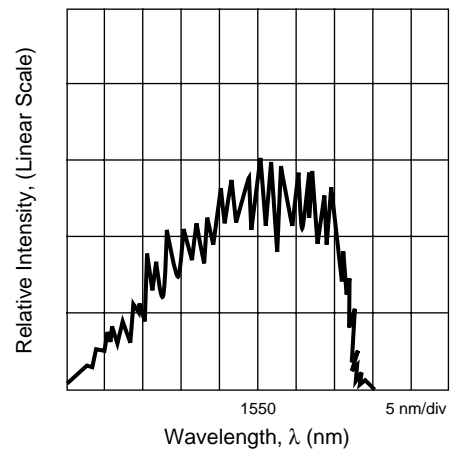
PART NUMBER	DESCRIPTION	FLANGE TYPE
NDL7553P	Without Connector	No Flange
NDL7553PC	With FC-PC Connector	
NDL7553PD	With SC-PC Connector	
NDL7553P1	Without Connector	Flat Mount Flange
NDL7553P1C	With FC-PC Connector	
NDL7553P1D	With SC-PC Connector	

TYPICAL PERFORMANCE CURVES (T_C = 25°C, unless otherwise specified)

OPTICAL OUTPUT POWER FROM FIBER vs. LD PULSE FORWARD CURRENT

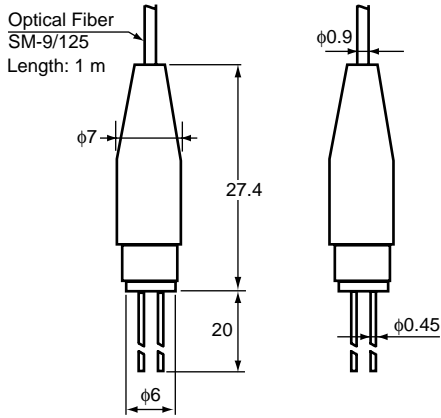


LONGITUDINAL MODE (FROM FIBER)

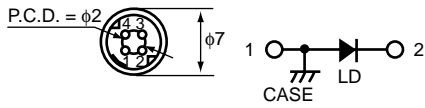


OUTLINE DIMENSIONS (Units in mm)

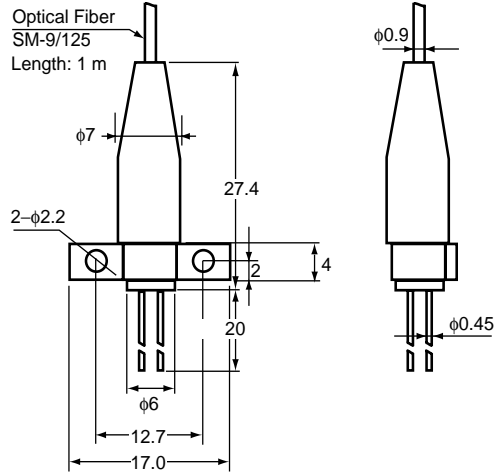
NDL7513P



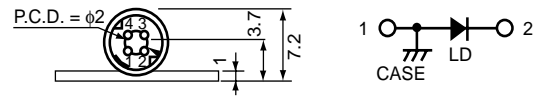
PIN CONNECTIONS



NDL7513P1



PIN CONNECTIONS



EXCLUSIVE NORTH AMERICAN AGENT FOR **NEC** RF, MICROWAVE & OPTOELECTRONIC SEMICONDUCTORS

CEL CALIFORNIA EASTERN LABORATORIES • Headquarters • 4590 Patrick Henry Drive • Santa Clara, CA 95054-1817 • (408) 988-3500 • Telex 34-6393 • FAX (408) 988-0279
24-Hour Fax-On-Demand: 800-390-3232 (U.S. and Canada only) • Internet: <http://WWW.CEL.COM>

DATA SUBJECT TO CHANGE WITHOUT NOTICE

05/09/2000