

NICHIA

SkyBlue Laser Diode

NDS7175

Features

- Multi Transverse Mode
- Can Type: $\phi 9.0$ mm Floating Mounted with Zener Diode

Standard Operating Conditions

- Optical Output Power: 2000mW(CW Operation)
- $T_c=25^\circ\text{C}$, APC(Automatic Power Control) Operation

Absolute Maximum Ratings

Item	Symbol	Absolute Maximum Ratings	Unit
Optical Output Power ($T_c=25^\circ\text{C}$)	P_o	2400	mW
Allowable Reverse Current ($T_c=25^\circ\text{C}$)	I_r (LD)	85	mA
Storage Temperature	T_{stg}	-40 ~ 85	$^\circ\text{C}$
Operating Case Temperature	T_c	0 ~ 30	$^\circ\text{C}$

Initial Electrical/Optical Characteristics

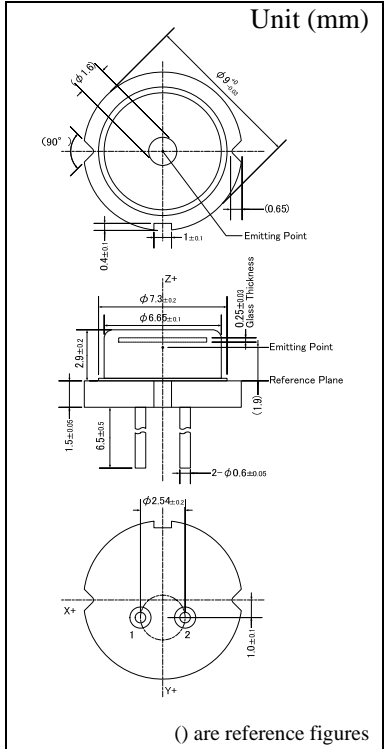
($T_c=25^\circ\text{C}$)

Item	Condition	Symbol	Min	Typ.	Max	Unit	
Optical Output Power	CW	P_o	-	-	2000	mW	
Dominant Wavelength	$P_o=2000\text{mW}$	λ_d	483	-	493	nm	
Threshold Current	CW	I_{th}	120	260	500	mA	
Operating Current	$P_o=2000\text{mW}$	I_{op}	1000	1900	2600	mA	
Slope Efficiency	CW	η	0.6	1.4	2.2	W/A	
Operating Voltage	$P_o=2000\text{mW}$	V_{op}	3.2	4.0	5.0	V	
Beam Divergence*	Parallel	$P_o=2000\text{mW}$	$\theta_{//}$	5	12	23	$^\circ$
	Perpendicular	$P_o=2000\text{mW}$	θ_{\perp}	35	45	55	$^\circ$
Beam Pointing Accuracy	Perpendicular	$P_o=2000\text{mW}$	$\Delta\theta_{\perp}$	-5	-	5	$^\circ$

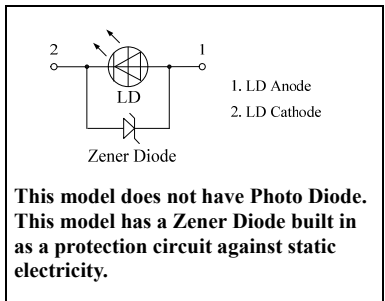
* Full angle at $1/e^2$ from peak intensity

All figures in this specification are measured by Nichia's method and may contain measurement deviations.

Outline Dimension



Pin Connection



The above specifications are for reference purpose only and subjected to change without prior notice.

Safety of Laser light

- **Laser Light can damage the human eyes and skin.** Do not expose the eye or skin to any laser light directly and/or through optical lens. When handling the LDs, wear appropriate safety glasses to prevent laser light, even any reflections from entering to the eye. Focused laser beam through optical instruments will increase the chance of eye hazard.
- These LDs are classified in **Class 4 of IEC60825-1 and 21 CFR Part 1040.10 Safety Standards.** It is absolutely necessary to take overall safety measures against User's modules, equipment and systems into which Nichia LDs are incorporated and/or integrated.



NICHIA CORPORATION

<http://www.nichia.co.jp>

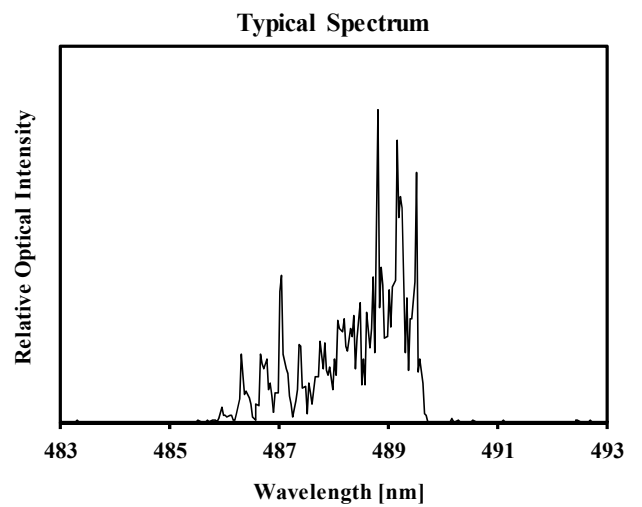
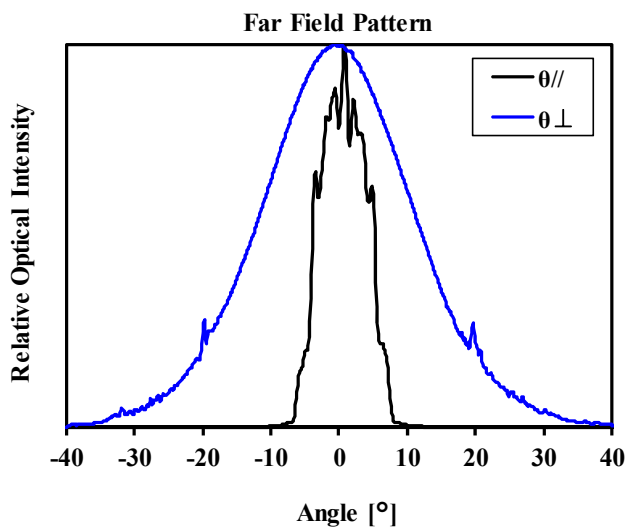
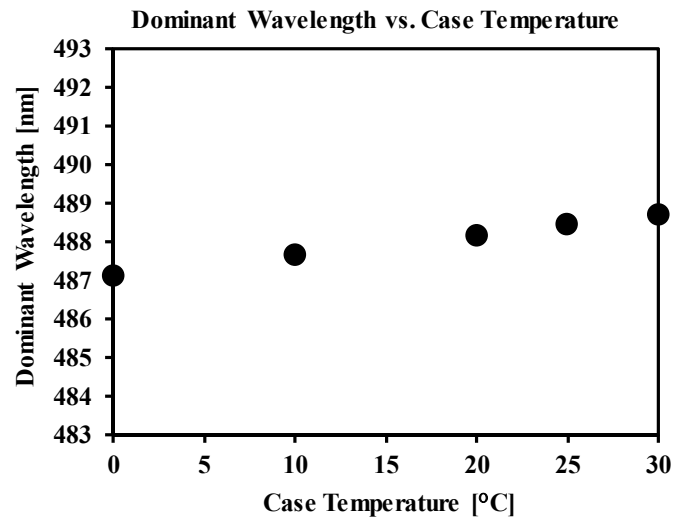
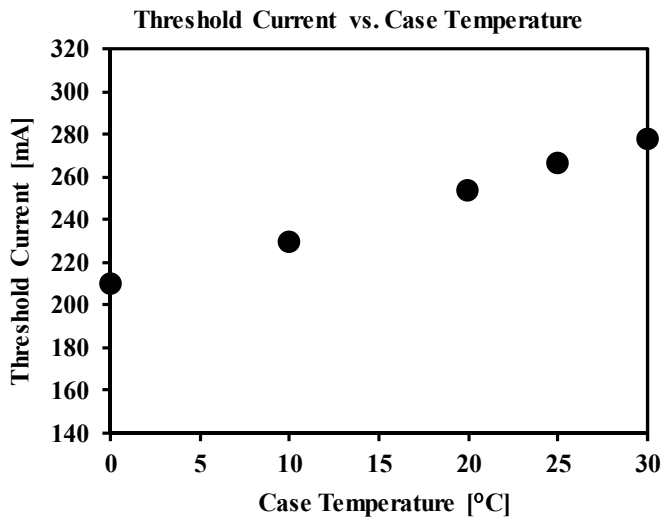
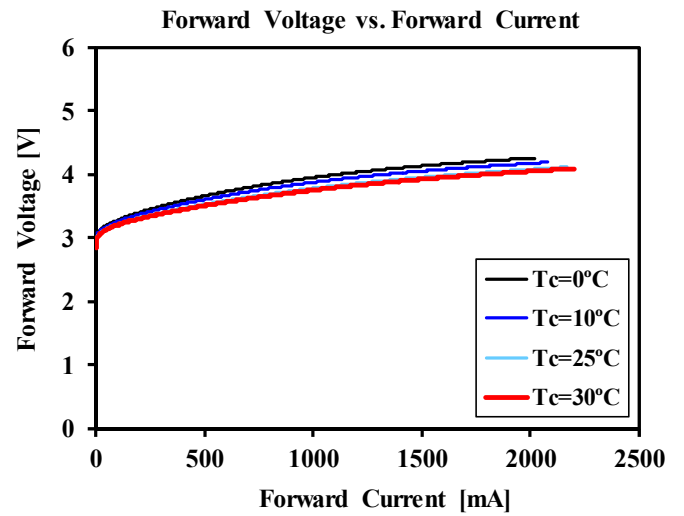
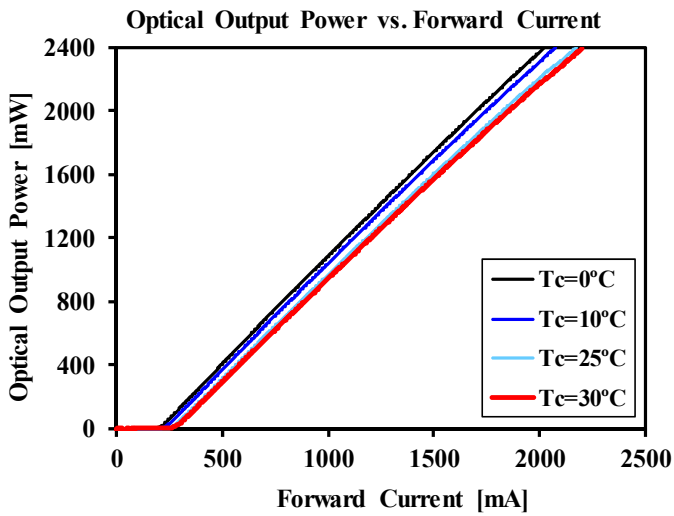
◆ HEADQUARTERS

491 Oka, Kaminaka-Cho, Anan-Shi, TOKUSHIMA 774-8601, JAPAN
PHONE: +81-884-22-2311 FAX: +81-884-21-0148

◆ CONTACT

TOKYO SALES OFFICE
13F Tamachi Center Building 34-7, Shiba 5-Chome, Minato-Ku, TOKYO 108-0014, JAPAN
PHONE: +81-3-3456-3746 FAX: +81-3-5440-7516

■ Typical Characteristics



■ Cautions

(1) Operating method

- The LD shall change its forward voltage requirement and optical output power according to temperature change. Also, the LD will require more operation current to maintain same output power as it degrades. In order to maintain output power, use of APC (Automatic Power Control) is recommended, which use feedback of the optical output power to adjust the operation current.
- Confirm that the optical output power generated by spike current when switching on and off does not exceed the maximum absolute rating. Also, employ appropriate countermeasures to reduce chattering and/or overshooting in the Circuit.

(2) Design Consideration

- LDs may fail as either a short circuit or an open circuit. If an LD shorts during operation, the forward voltage of the LD may fluctuate greatly. When designing a circuit, ensure that both short and open circuits are considered and that there will be no issues if a short or open circuit occurs.

(3) Static Electricity

- Static electricity or electrical surges will reduce and degrade the reliability of the LDs. It is recommended to use a wrist strap or anti-electrostatic glove when handling the Product.

(4) Absolute Maximum Rating

- Active layer of LDs shall have high current density and generate high electric field during its operation. In order to prevent excessive damage, the LD must be operated strictly below Absolute Max Rating.
- During operation, if the forward current and/or optical output power are increased the lifetime of the LDs will decrease. Ensure that the LDs are operated within the recommended conditions.

(5) Others

- Nichia LDs described in this brochure are intended to be used for ordinary electronic equipment (such as office equipment, communications equipment, measurement instruments and household appliances). Consult Nichia's sales staff in advance for information on the applications in which exceptional quality and reliability are required, particularly when the failure or malfunction of the LDs may directly jeopardize life or health (such as for airplanes, aerospace, submersible repeaters, nuclear reactor control systems, automobiles, traffic control equipment, life support systems and safety devices).
- The Purchaser must acknowledge that any LD can statistically fail and must design its equipments in a fail safe design. Prior to use of the LD, please confirm that the LD, as described in Nichia's specifications, meets the life expectancy needs of, and provides the features required by the Circuit and any related modules, equipment and/or systems.
- Due to its short wavelength and high optical output power, optical depositions on optical path may occur depending on surrounding conditions. Appropriate design or countermeasures should be used to avoid optical depositions.
- Nichia prohibits Purchaser from reverse engineering, disassembling, or taking any other steps to derive the structure or design of the LD.
- The appearance and specifications of the product may be modified for improvement without notice. The formal specifications must be exchanged and signed by both parties before large volume purchase begins.
- No unauthorized transmission or reproduction of this document, either in whole or in part, is permitted.