

NF2000A-RQ Series

Single Phase 250VAC

Inquiry

Up to 250A/Standard of single phase



10-150A UL1283 (file No.E102708)
10-150A EN60939-2 (file No.R50031727)

Application

UPS/Inverter

Specifications

Part No.	Rated Current	Weight	Dimensions [mm]													
			A	B	C	D	E	F	G	H	J	K	L	M	N	P
NF2010A-RQ	10A	0.5Kg	134	110	100	90	75	60	16	40	20	R2.25 L6	dia.4.5	M4	M4	
NF2020A-RQ	20A	0.6Kg	154	140	125	110	95	70	16	50	20		dia.4.5	M4	M4	
NF2030A-RQ	30A	0.6Kg	154	140	125	110	95	70	16	50	20		dia.4.5	M4	M4	
NF2040A-RQ	40A	1.3Kg	180	160	145	130	110	80	22	70	25	R2.75 L7	dia.5.5	M5	M4	
NF2050A-RQ	50A	1.5Kg	180	160	145	130	110	80	22	70	25		dia.5.5	M6	M4	
NF2060A-RQ	60A	1.5Kg	180	160	145	130	110	80	22	70	25		dia.5.5	M6	M4	
NF2080A-RQ	80A	4.5Kg	205	180	165	150	120	90	28.5	90	20	63	R2.75 L7	dia.5.5	M8	M6
NF2100A-RQ	100A	7.5Kg	205	180	165	150	120	90	28.5	90	20	63	R2.75 L7	dia.5.5	M8	M6
NF2150A-RQ	150A	16Kg	255	230	215	200	170	140	28.5	130	20	103	R3.25 L8	dia.6.5	M8	M6
NF2200A-RQ	200A	18Kg	420	400	310	100	170	210	7	155	115	M10	M8			
NF2250A-RQ	250A	20Kg	420	400	310	100	170	210	7	155	115	M10	M8			
Rated Voltage	250VAC															
Leakage Current	1.5mA															

fig1 (10-60A)

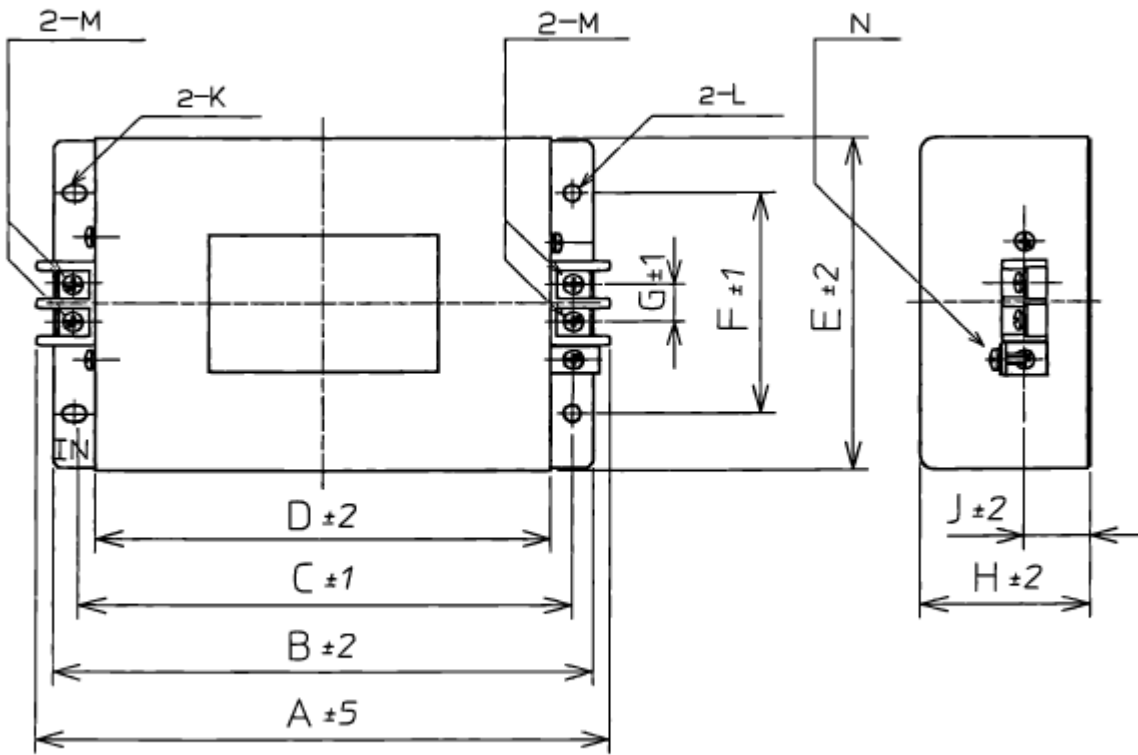


fig2 (80,100,150A)

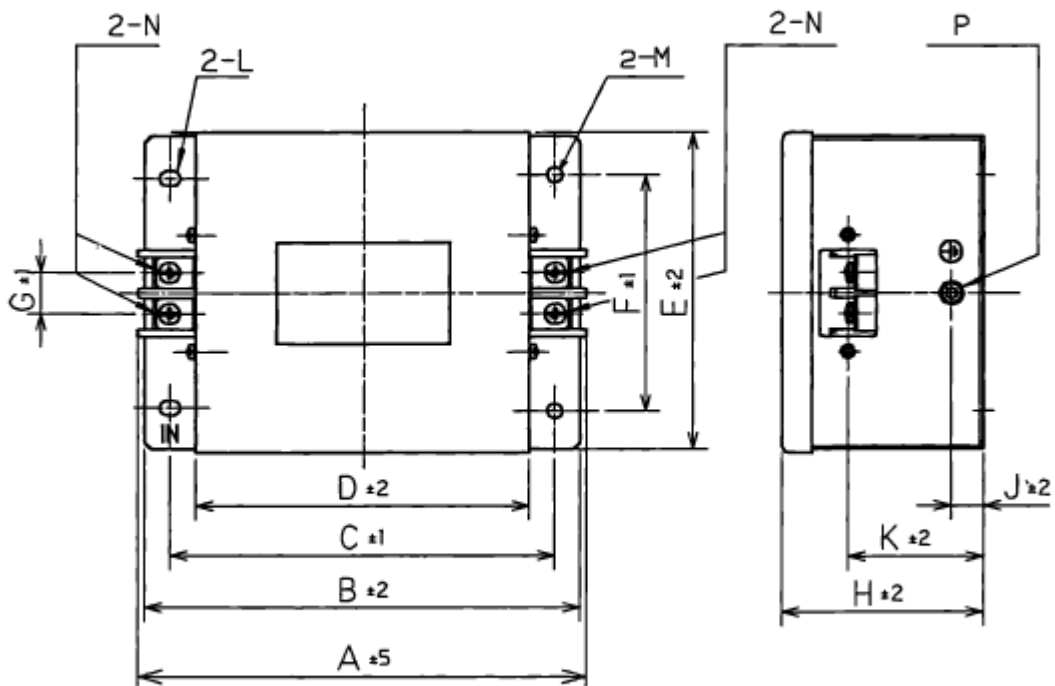
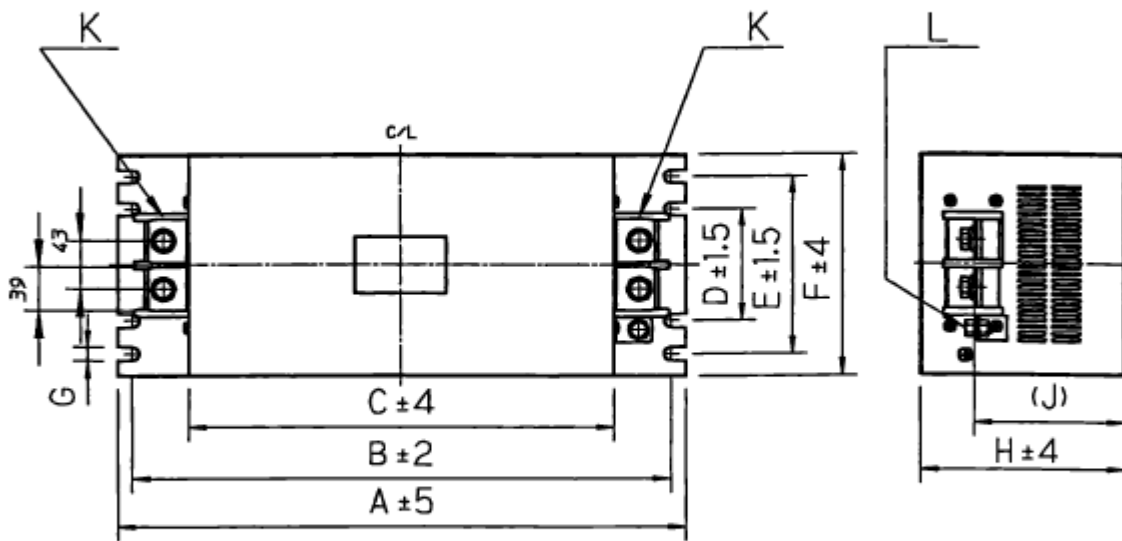
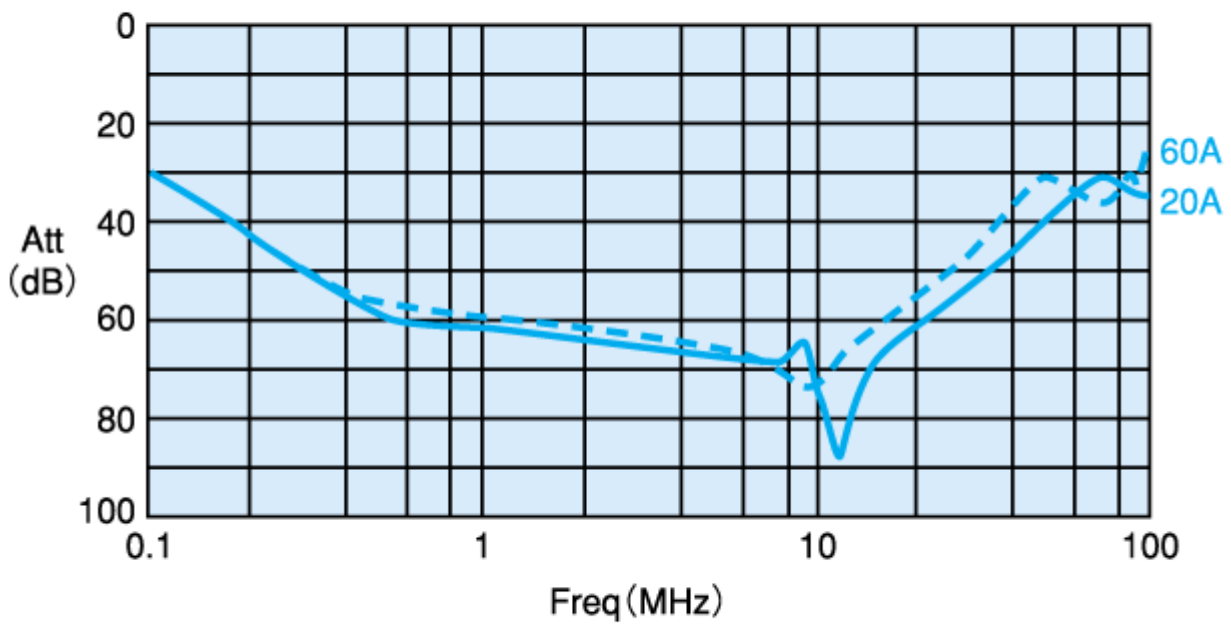


fig3 (200,250A)



Frequency Data



Circuit Diagram

