

NF2000C-RQ Series

Single Phase 500VAC

Inquir

Up to 250A/Standard of single phase



Application

UPS/Inverter

Specifications

| Part No. | Rated Current | Weight | Dimensions [mm] | | | | | | | | | | | | | |
|-----------------|---------------|--------|-----------------|-----|-----|-----|-----|-----|------|-----|-----|-------------|-------------|---------|----|----|
| | | | A | B | C | D | E | F | G | H | J | K | L | M | N | P |
| NF2010C-RQ | 10A | 0.5Kg | 154 | 140 | 125 | 110 | 95 | 70 | 16 | 50 | 20 | R2.25 L6 | dia.4.5 | M4 | M4 | |
| NF2020C-RQ | 20A | 0.6Kg | 154 | 140 | 125 | 110 | 95 | 70 | 16 | 50 | 20 | | dia.4.5 | M4 | M4 | |
| NF2030C-RQ | 30A | 0.6Kg | 154 | 140 | 125 | 110 | 95 | 70 | 16 | 50 | 20 | | dia.4.5 | M4 | M4 | |
| NF2040C-RQ | 40A | 1.3Kg | 180 | 160 | 145 | 130 | 110 | 80 | 22 | 70 | 25 | R2.75 L7 | dia.5.5 | M5 | M4 | |
| NF2050C-RQ | 50A | 1.5Kg | 180 | 160 | 145 | 130 | 110 | 80 | 22 | 70 | 25 | | dia.5.5 | M6 | M4 | |
| NF2060C-RQ | 60A | 1.5Kg | 180 | 160 | 145 | 130 | 110 | 80 | 22 | 70 | 25 | | dia.5.5 | M6 | M4 | |
| NF2080C-RQ | 80A | 4.5Kg | 205 | 180 | 165 | 150 | 120 | 90 | 28.5 | 90 | 20 | 63 | R2.75 L7 | dia.5.5 | M8 | M6 |
| NF2100C-RQ | 100A | 7.5Kg | 205 | 180 | 165 | 150 | 120 | 90 | 28.5 | 90 | 20 | 63 | R2.75 L7 | dia.5.5 | M8 | M6 |
| NF2150C-RQ | 150A | 16Kg | 255 | 230 | 215 | 200 | 170 | 140 | 28.5 | 130 | 20 | 103 | R3.25 L8 | dia.6.5 | M8 | M6 |
| NF2200C-RQ | 200A | 18Kg | 420 | 400 | 310 | 100 | 170 | 210 | 7 | 155 | 115 | M10 | M8 | | | |
| NF2250C-RQ | 250A | 20Kg | 420 | 400 | 310 | 100 | 170 | 210 | 7 | 155 | 115 | M10 | M8 | | | |
| Rated Voltage | 500VAC | | | | | | | | | | | | | | | |
| Leakage Current | 3.0mA | | | | | | | | | | | | | | | |

fig1 (10-60A)

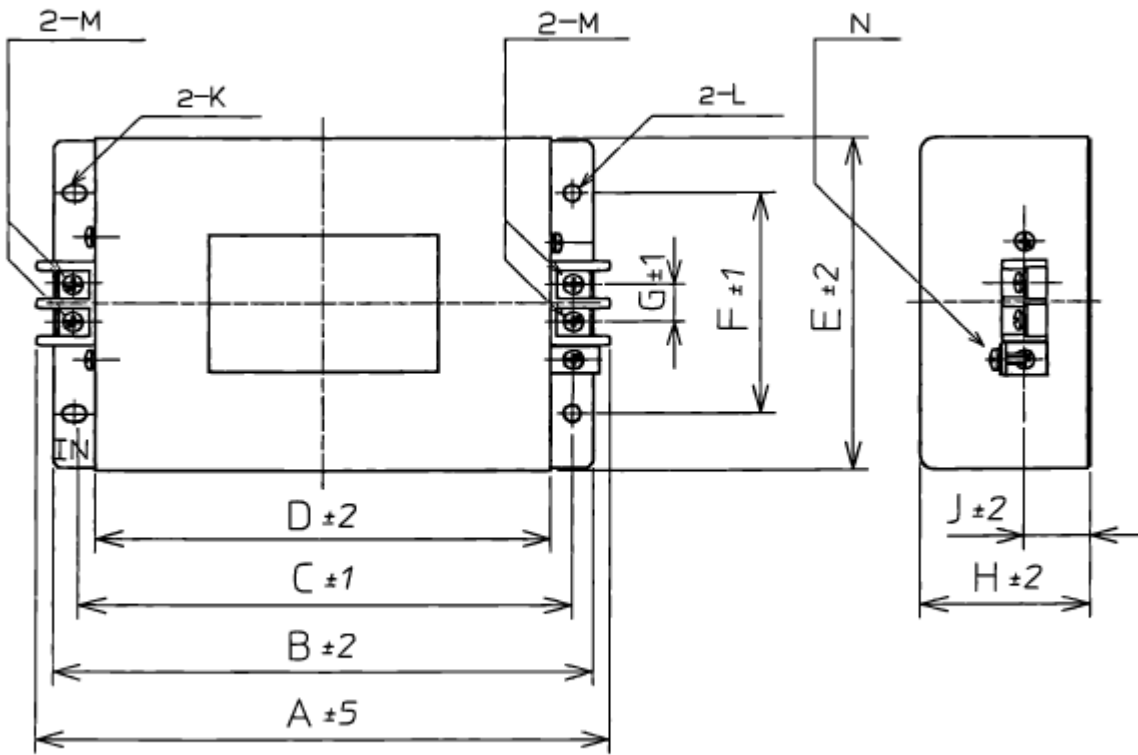


fig2 (80,100,150A)

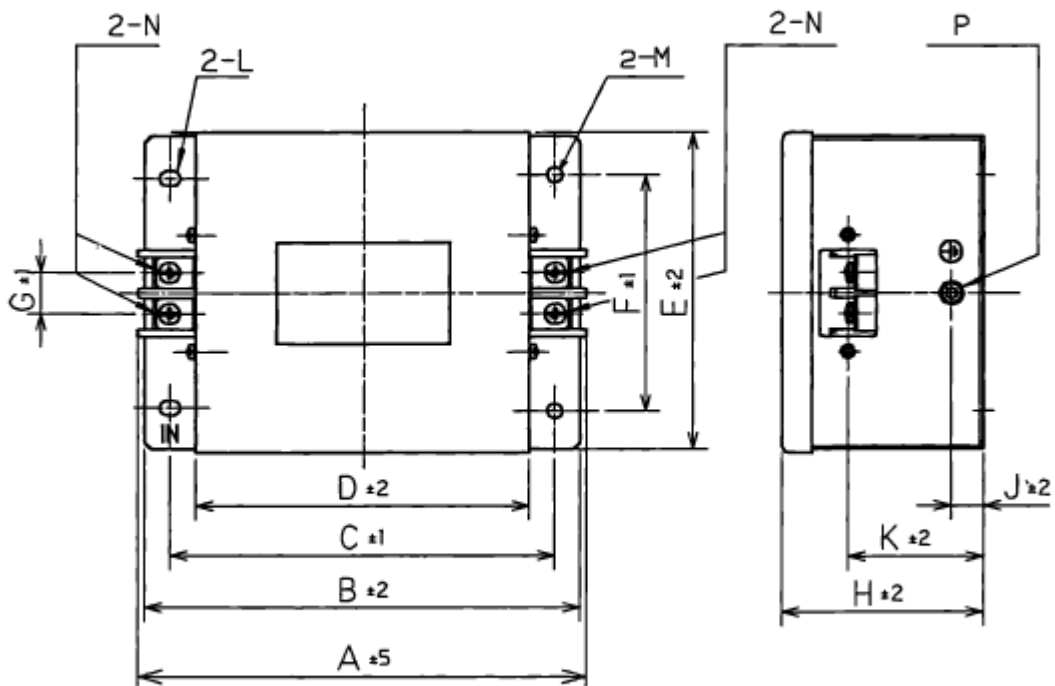
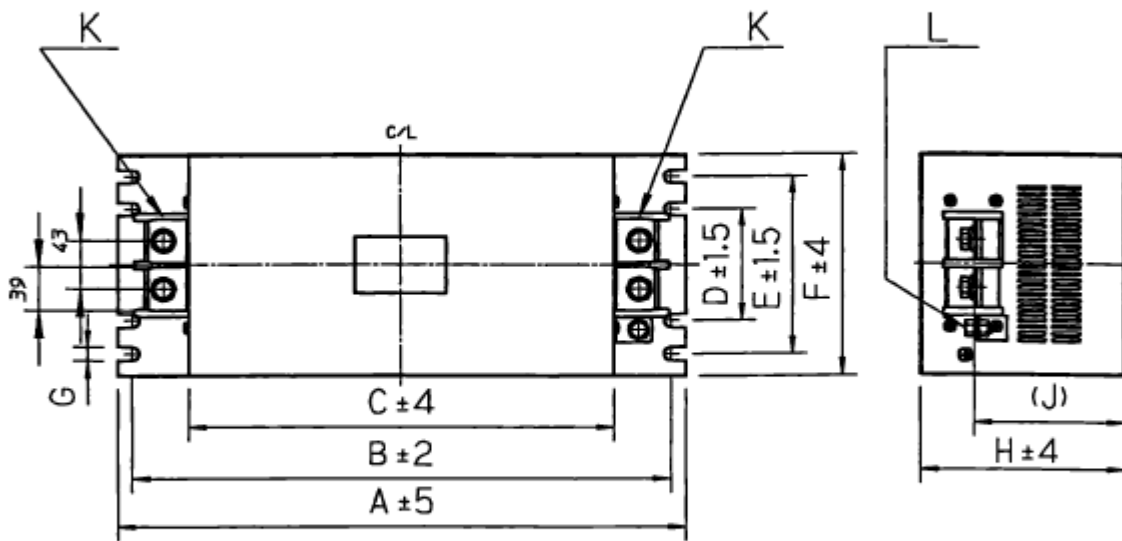
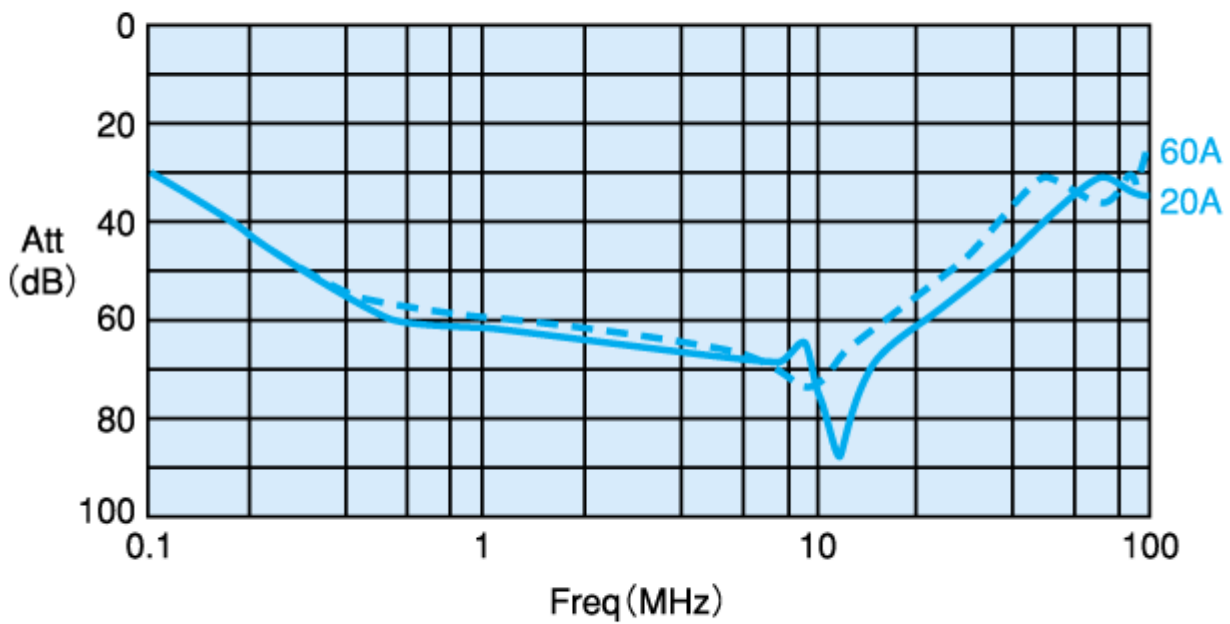


fig3 (200,250A)



Frequency Data



Circuit Diagram

