

Coaxial High Pass Filter

NHP-700+ NHP-700

50Ω 700 to 3000 MHz

Maximum Ratings

Operating Temperature	-55°C to 100°C
Storage Temperature	-55°C to 100°C
RF Power Input	0.5W max.

Features

- rugged shielded case
- other standard and custom NHP models available with wide selection of fco

Applications

- lab use
- transmitters/receivers
- radio communications



CASE STYLE: FF57

Connectors	Model	Price	Qty.
N-Type	NHP-700(+)	\$39.95 ea.	(1-9)

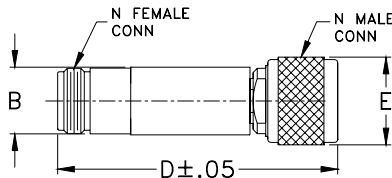
+ RoHS compliant in accordance with EU Directive (2002/95/EC)

The +Suffix identifies RoHS Compliance. See our web site for RoHS Compliance methodologies and qualifications.

High Pass Filter Electrical Specifications

STOPBAND (MHz)		fco (MHz) Nom.	PASSBAND (MHz)	VSWR (:1)	
(loss > 40 dB)	(loss > 20 dB)	(loss 3 dB)	(loss < 1 dB)	Stopband Typ.	Passband Typ.
DC-400	400-520	640	700-3000	17	1.6

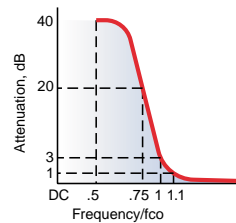
Outline Drawing



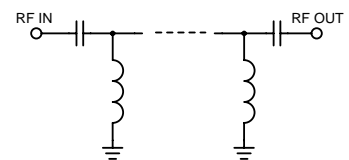
Outline Dimensions (inch/mm)

B	D	E	wt
.67	2.90	.82	grams
17.02	73.66	20.83	90.0

typical frequency response

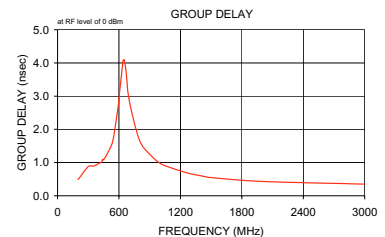
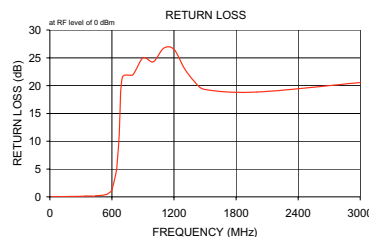


electrical schematic



Typical Performance Data

Frequency (MHz)	Insertion Loss (dB)		Return Loss (dB)	Frequency (MHz)	Group Delay (nsec)
	\bar{x}	σ			
10.00	71.13	3.73	0.05	200.00	0.49
100.00	86.10	2.60	0.05	300.00	0.88
200.00	73.72	0.25	0.07	350.00	0.89
300.00	60.72	0.42	0.10	400.00	0.97
350.00	53.62	0.27	0.15	425.00	1.01
400.00	45.60	0.35	0.15	433.00	1.02
425.00	41.41	0.44	0.12	441.00	1.10
441.00	38.65	0.51	0.20	450.00	1.08
450.00	37.09	0.54	0.22	500.00	1.35
500.00	28.11	0.74	0.26	530.00	1.55
530.00	22.58	0.88	0.36	535.00	1.61
540.00	20.70	0.93	0.40	540.00	1.66
545.00	19.75	0.96	0.42	545.00	1.73
550.00	18.80	0.98	0.44	550.00	1.80
595.00	10.16	1.20	1.01	595.00	2.77
600.00	9.24	1.21	1.17	600.00	2.92
640.00	3.13	0.83	4.36	640.00	4.07
650.00	2.21	0.63	6.07	650.00	4.10
670.00	1.15	0.28	11.07	670.00	3.72
700.00	0.65	0.04	21.39	700.00	2.87
800.00	0.44	0.01	21.92	800.00	1.68
900.00	0.39	0.02	24.99	900.00	1.25
1000.00	0.37	0.02	24.30	1000.00	0.98
1100.00	0.34	0.01	26.73	1100.00	0.85
1200.00	0.32	0.01	26.52	1200.00	0.75
1300.00	0.32	0.01	23.09	1300.00	0.66
1400.00	0.33	0.02	20.67	1400.00	0.60
1500.00	0.34	0.02	19.29	1500.00	0.55
2000.00	0.39	0.02	18.85	2000.00	0.43
3000.00	0.48	0.02	20.55	3000.00	0.35



Mini-Circuits®
ISO 9001 ISO 14001 CERTIFIED

ALL NEW
minicircuits.com

P.O. Box 350166, Brooklyn, New York 11235-0003 (718) 934-4500 Fax (718) 332-4661 For detailed performance specs & shopping online see Mini-Circuits web site



The Design Engineers Search Engine Provides ACTUAL Data Instantly From MINI-CIRCUITS At: www.minicircuits.com

RF/IF MICROWAVE COMPONENTS

REV. B
M108326
NHP-700
070308