

# Coaxial High Pass Filter

## NHP-900+

50Ω 910 to 3000 MHz

### Maximum Ratings

Operating Temperature	-55°C to 100°C
Storage Temperature	-55°C to 100°C
RF Power Input	0.5W max.

### Features

- rugged shielded case
- other standard and custom NHP models available with wide selection of fco

### Applications

- lab use
- transmitters/receivers
- radio communications



CASE STYLE: FF57			
Connectors	Model	Price	Qty.
N-Type	NHP-900+	\$39.95 ea.	(1-9)

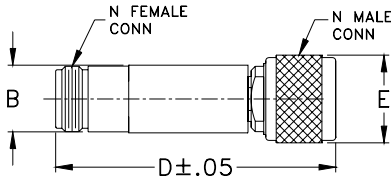
**+ RoHS compliant in accordance with EU Directive (2002/95/EC)**

The +Suffix has been added in order to identify RoHS Compliance. See our web site for RoHS Compliance methodologies and qualifications.

### High Pass Filter Electrical Specifications

STOPBAND (MHz)	fco (MHz) Nom.	PASSBAND (MHz)	VSWR (:1)
(loss > 40 dB)	(loss > 20 dB)	(loss < 3 dB)	Stopband Typ. Passband Typ.
DC-520	520-660	820	17 1.8

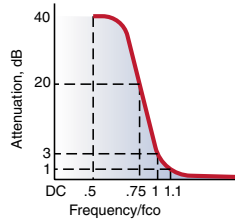
### Outline Drawing



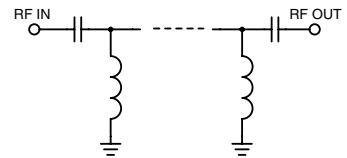
### Outline Dimensions (inch/mm)

B	D	E	wt
.67	2.90	.82	grams
17.02	73.66	20.83	90.0

### typical frequency response

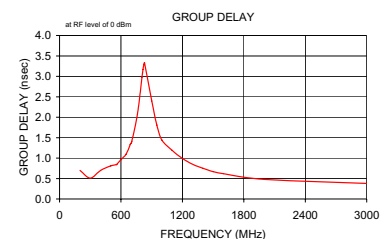
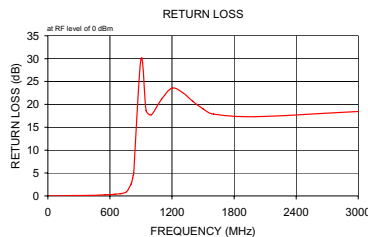
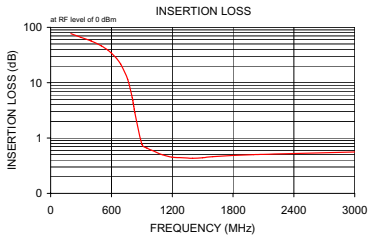


### electrical schematic



### Typical Performance Data

Frequency (MHz)	Insertion Loss (dB) $\bar{x}$	σ	Return Loss (dB)	Frequency (MHz)	Group Delay (nsec)
10.00	72.21	5.66	0.04	200.00	0.70
100.00	89.68	6.07	0.04	300.00	0.51
200.00	76.93	0.41	0.06	400.00	0.70
300.00	65.78	0.70	0.08	500.00	0.81
400.00	56.60	0.75	0.12	555.00	0.84
500.00	46.37	0.63	0.18	560.00	0.85
555.00	39.93	0.58	0.25	600.00	0.96
560.00	39.31	0.58	0.25	650.00	1.10
600.00	34.17	0.57	0.27	690.00	1.33
650.00	27.47	0.60	0.37	695.00	1.36
690.00	21.80	0.63	0.44	700.00	1.36
700.00	20.35	0.64	0.48	705.00	1.41
760.00	11.49	0.69	0.92	760.00	2.07
805.00	5.35	0.58	2.60	805.00	2.98
810.00	4.78	0.55	2.97	810.00	3.08
815.00	4.25	0.52	3.41	815.00	3.17
820.00	3.76	0.49	3.91	820.00	3.24
825.00	3.31	0.45	4.49	825.00	3.30
830.00	2.90	0.41	5.14	830.00	3.33
900.00	0.77	0.03	29.93	900.00	2.40
950.00	0.66	0.04	18.67	950.00	1.81
1000.00	0.60	0.04	17.72	1000.00	1.44
1100.00	0.50	0.02	21.19	1100.00	1.19
1200.00	0.45	0.01	23.54	1200.00	0.99
1300.00	0.44	0.01	22.60	1300.00	0.85
1400.00	0.43	0.02	20.69	1400.00	0.75
1500.00	0.44	0.02	19.04	1500.00	0.67
1600.00	0.46	0.02	17.89	1600.00	0.62
2000.00	0.50	0.02	17.31	2000.00	0.48
3000.00	0.56	0.01	18.45	3000.00	0.38



**Mini-Circuits®**  
ISO 9001 ISO 14001 CERTIFIED

ALL NEW  
**minicircuits.com**

P.O. Box 350166, Brooklyn, New York 11235-0003 (718) 934-4500 Fax (718) 332-4661 For detailed performance specs & shopping online see Mini-Circuits web site



The Design Engineers Search Engine Provides ACTUAL Data Instantly From MINI-CIRCUITS At: [www.minicircuits.com](http://www.minicircuits.com)

RF/IF MICROWAVE COMPONENTS

REV. D  
M108294  
NHP-900+  
070723