

LOW POWER VIDEO AMPLIFIER WITH Y-C MIXER

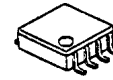
■ GENERAL DESCRIPTION

The **NJM2274A** is low voltage operation video amplifier with Y/C mixer and 75-ohm driver.

The NJM2274A is suitable for DSC, DVC, CCD camera and other portable video applications.

The NJM2274 is 0.5Vp-p input, and The NJM2274A is 1.0Vp-p input.

■ PACKAGE OUTLINE

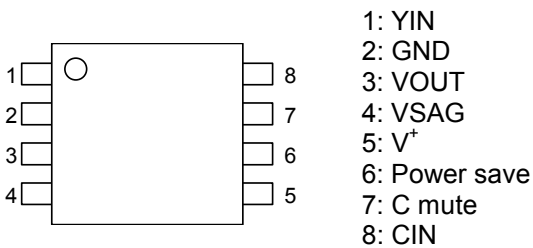


NJM2274AR

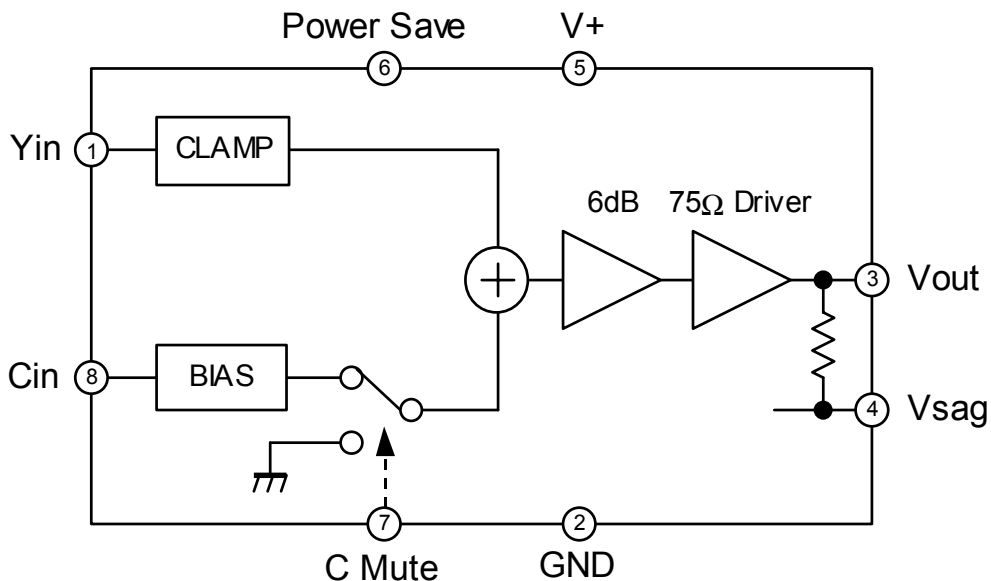
■ FEATURES

- Low Operating Voltage 2.8 to 5.5V
- Y/C MIX Circuit
- 6dB Amplifier, 75Ω Driver Circuit
- Y-input: Clamp
C-input: Bias
- Bipolar Technology
- Package Outline VSP8

■ PIN CONFIGURATION



■ BLOCK DIAGRAM



■ ABOSOLUTE MAXIMUM RATINGS

(Ta=25°C)

PARAMRTER	SYMBOL	RATINGS	UNIT
Supply Voltage	V ⁺	7.0	V
Power Dissipation	P _D	580(Note1)	mW
Operating Temperature Range	Topr	-40 to +85	°C
Storage Temperature Range	Tstg	-40 to +125	°C

(Note) At on a board of EIA/JEDEC specification. (114.3 x 76.2 x 1.6mm 2 layers, FR-4)

■ RECOMMENDED OPEARATING CONDITION

(Ta=25°C)

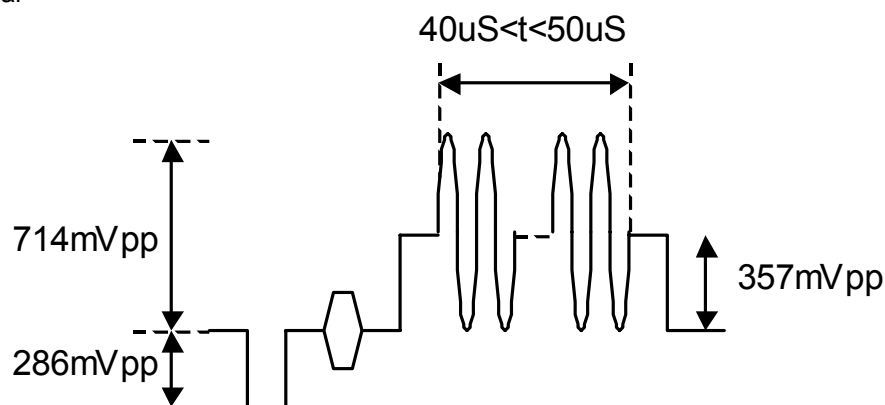
PARAMETER	SYMBOL	TEST CONDITION	MIN.	TYP.	MAX.	UNIT
Operating Voltage	Vopr		2.8	3.0	5.5	V

■ ELECTRICAL CHARACTERISTICS (V⁺=3.0V, Ta=25°C)

PARAMETER	SYMBOL	TEST CONDITION	MIN.	TYP.	MAX.	UNIT
Operating Current	I _{cc}	No Signal	-	9.3	14.0	mA
Operating Current (Power Save Mode)	I _{save}	Power Save Mode	-	0.8	1.4	mA
Maximum Output Voltage	V _{om}	f=1kHz, THD=1%	2.2	-	-	V _{pp}
Voltage Gain	G _v	Yin=100kHz, 1.0V _{pp} , Sine Video Signal (note)	5.9	6.4	6.9	dB
Frequency Characteristic	G _f	Yin=10MHz/100kHz, 1.0V _{pp} , Sine Video Signal (note)	-1.0	0	+1.0	dB
Differential Gain	DG	Yin=1.0V _{pp} , 10Step Video Signal	-	2.5	-	%
Differential Phase	DP	Yin=1.0V _{pp} , 10Step Video Signal	-	1.0	-	deg
Chroma Mute Cross talk	CT	Cin=4.43MHz, 0.2V _{pp}	-	-65	-	dB
S/N Ratio	SN _v	Yin=0.2V _{pp} , 100%White Video Signal, Cin=AC gnd Wide Band 100kHz to 6MHz, R _L =75ohm	-	66	-	dB
Second Distortion	H _v	Yin=0.2V _{pp} , 3.58MHz Red Field Video Signal, Cin=AC gnd R _L =75ohm	-	-40	-	dB
Input Resistance	R _{cin}	Chroma signal input	-	20	-	kΩ
Mute Switch Change Voltage	V _{thMH}		1.4	-	V ⁺	V
	V _{thML}		0	-	0.6	
Power Save Switch Change Voltage	V _{thPH}		1.4	-	V ⁺	V
	V _{thPL}		0	-	0.6	

www.DataSheet4U.com

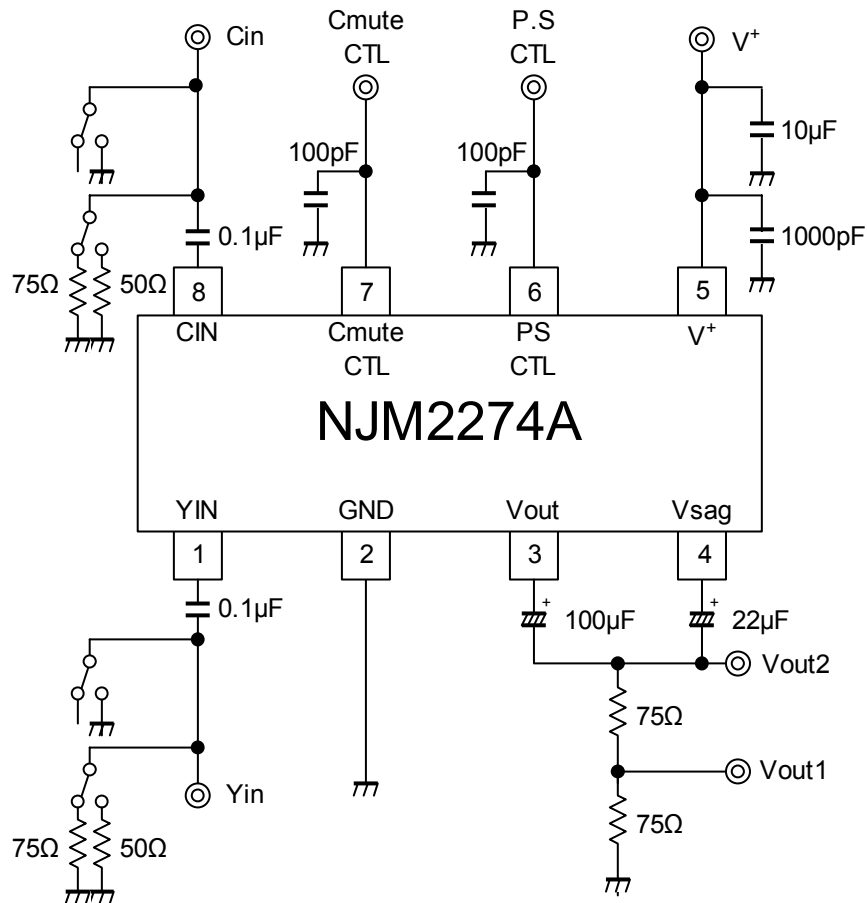
note) Sine Video Signal



■ CONTROL TERMINAL EXPLANATION

PARAMETER	STATUS	NOTE
Chroma Mute	H	Chroma Mute: ON
	L	Chroma Mute: OFF
	OPEN	Chroma Mute: OFF
Power Save	H	Power Save: OFF (Active)
	L	Power Save: ON (Mute)
	OPEN	Power Save: ON (Mute)

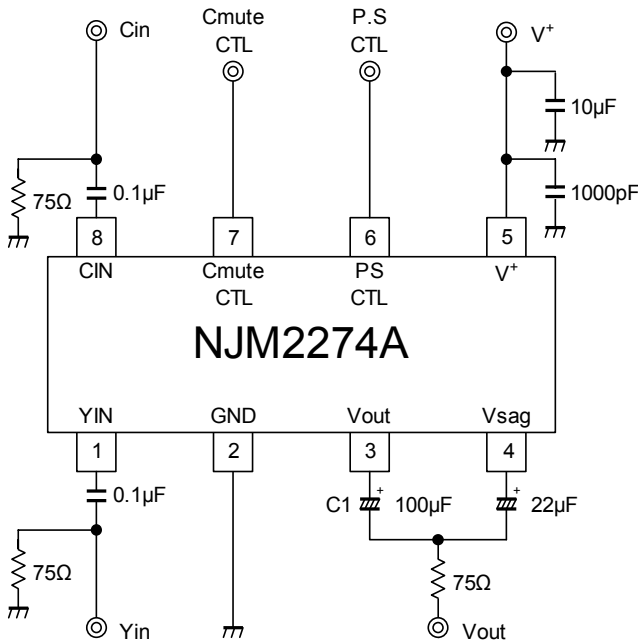
■ TEST CIRCUIT



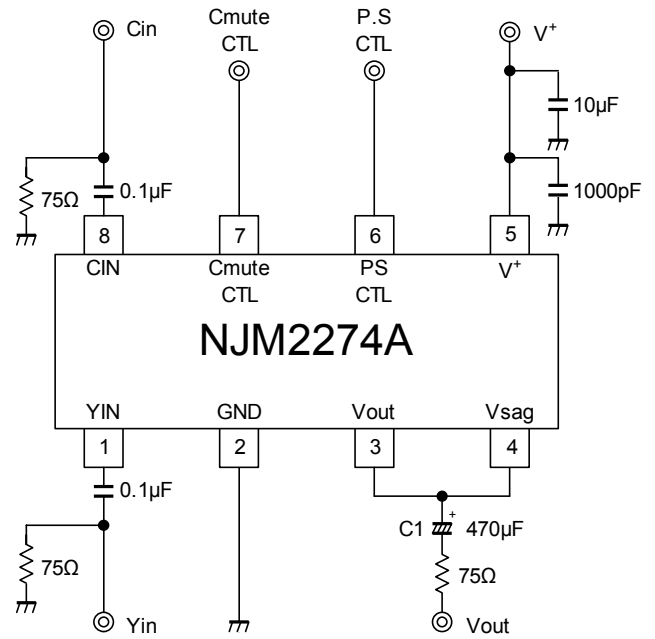
www.DataSheet4U.com

APPLICATION CIRCUIT

(1) Standard circuit



(2) SAG correction unused circuit



(1) Standard circuit

The SAG correction reduces output coupling capacitor values.

Adjust the C1 value, checking the waveform containing a lot of low frequency components like a bounce waveform (In case of worst condition). Change the capacitor of C1 into a large value to improve SAG.

(2) SAG correction unused circuit

Cancel the SAG correction to improve lost synchronization.

Connect the coupling capacitor after connecting the Vout pin and Vsag pin. The recommended value is 470μF or more.


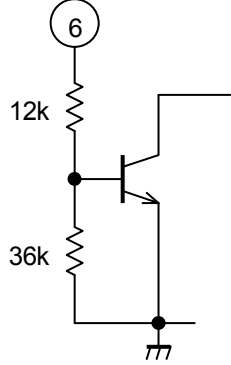
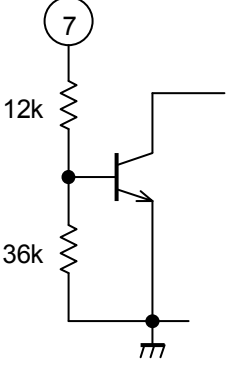
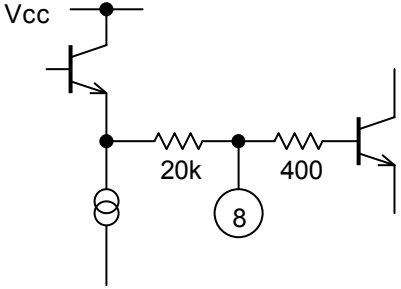
www.DataSheet4U.com

(Note)

The NJM2274A can't drive two-line load of 150Ω.

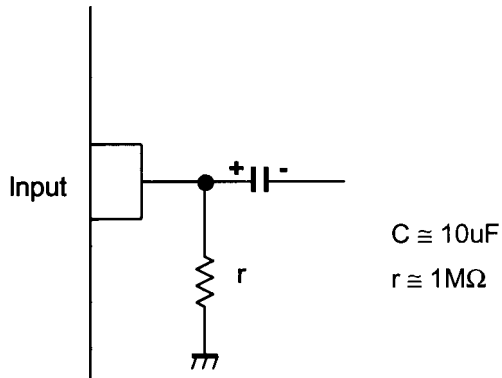
■ TERMINAL DESCRIPTION

PIN No.	SYMBOL	FUNCTION	VOLTAGE	EQUIVALENT CIRCUIT
1	Yin	Luminance Signal Input	1.3V	
2	GND	GND	0V	
3	Vout	Composite Video Signal Output	0.3V	
4	Vsag	SAG Correction	0.38	

PIN No.	SYMBOL	FUNCTION	VOLTAGE	EQUIVALENT CIRCUIT
5	V+	Power Supply	-	
6	Power Save CTL.	Power Save Control	0V	
7	Cmute CTL	Chroma Signal Mute Control	0V	
8	Cin	Chroma Signal Input	1.4V	

APPLICATION

This IC requires $1M\Omega$ resistance between YIN pin and GND for clamp type input since the minute current causes an unstable pin voltage.



[CAUTION]
The specifications on this databook are only given for information, without any guarantee as regards either mistakes or omissions. The application circuits in this databook are described only to show representative usages of the product and not intended for the guarantee or permission of any right including the industrial rights.