

Low Dropout Voltage Regulator with Reset

■ GENERAL DISCRIPTION

The NJM2804 is a low dropout voltage regulator with reset function.

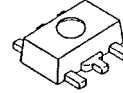
It provides up to 300mA of logic supply, and the reset function monitors input voltage of the regulator with 1% accuracy.

It is suitable for local power supply and reset for small micro controller and other logic chips.

■ FEATURES

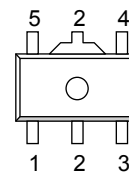
- Output Voltage Accuracy $V_o \pm 1.0\%$
- Reset Voltage Accuracy $V_{RT} \pm 1.0\%$
- Adjust reset delay time with external capacitor.
- Ripple Rejection 75dB typ. (f = 1kHz, $V_o = 3V$ Version)
- Input Voltage Monitor type
- Open Collector Output
- Internal Short Circuit Current Limit
- Internal Thermal Overload Protection
- Bipolar Technology
- Package Outline SOT-89 -5

■ PACKAGE OUTLINE



NJM2804U1

■ PIN CONFIGURATION



NJM2804U1

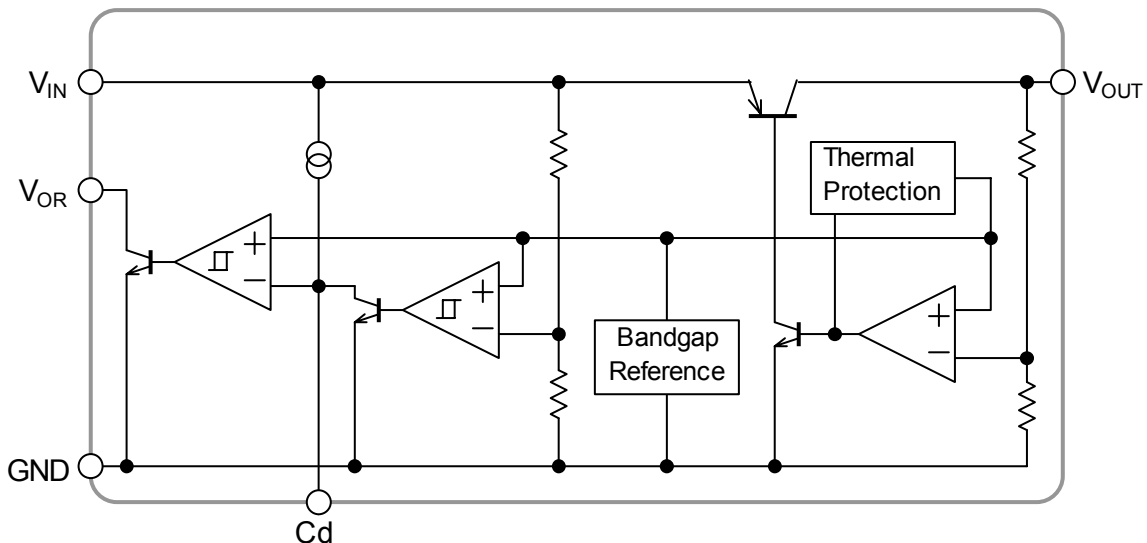
PIN FUNCTION

- 1. V_{OUT}
- 2. GND
- 3. Cd
- 4. V_{OR}
- 5. V_{IN}

■ OUTPUT VOLTAGE/ DETECTION VOLTAGE

Device Name	V_{OUT}	V_{DET}
NJM2804U1-1528	1.5V	2.8V
NJM2804U1-1828	1.8V	2.8V
NJM2804U1-2528	2.5V	2.8V
NJM2804U1-3342	3.3V	4.2V

■ EQUIVALENT CIRCUIT



NJM2804

■ ABSOLUTE MAXIMUM RATINGS (Ta=25°C)

PARAMETER	SYMBOL	RATINGS	UNIT
Input Voltage	V_{IN}	+14	V
Power Dissipation	P_D	350	mW
Operating Temperature	T_{opr}	-40 ~ +85	°C
Storage Temperature	T_{stg}	-40 ~ +125	°C

■ Operating voltage

$V_{IN}=+2.3 \sim +14V$ (In case of $V_o < 2.1V$ version)

■ ELECTRICAL CHARACTERISTICS

($V_{IN}=V_o+1V$, $C_{IN}=0.1\mu F$, $C_o=1.0\mu F$ ($C_o=2.2\mu F$: $V_o \leq 2.6V$) $T_a=25^\circ C$)

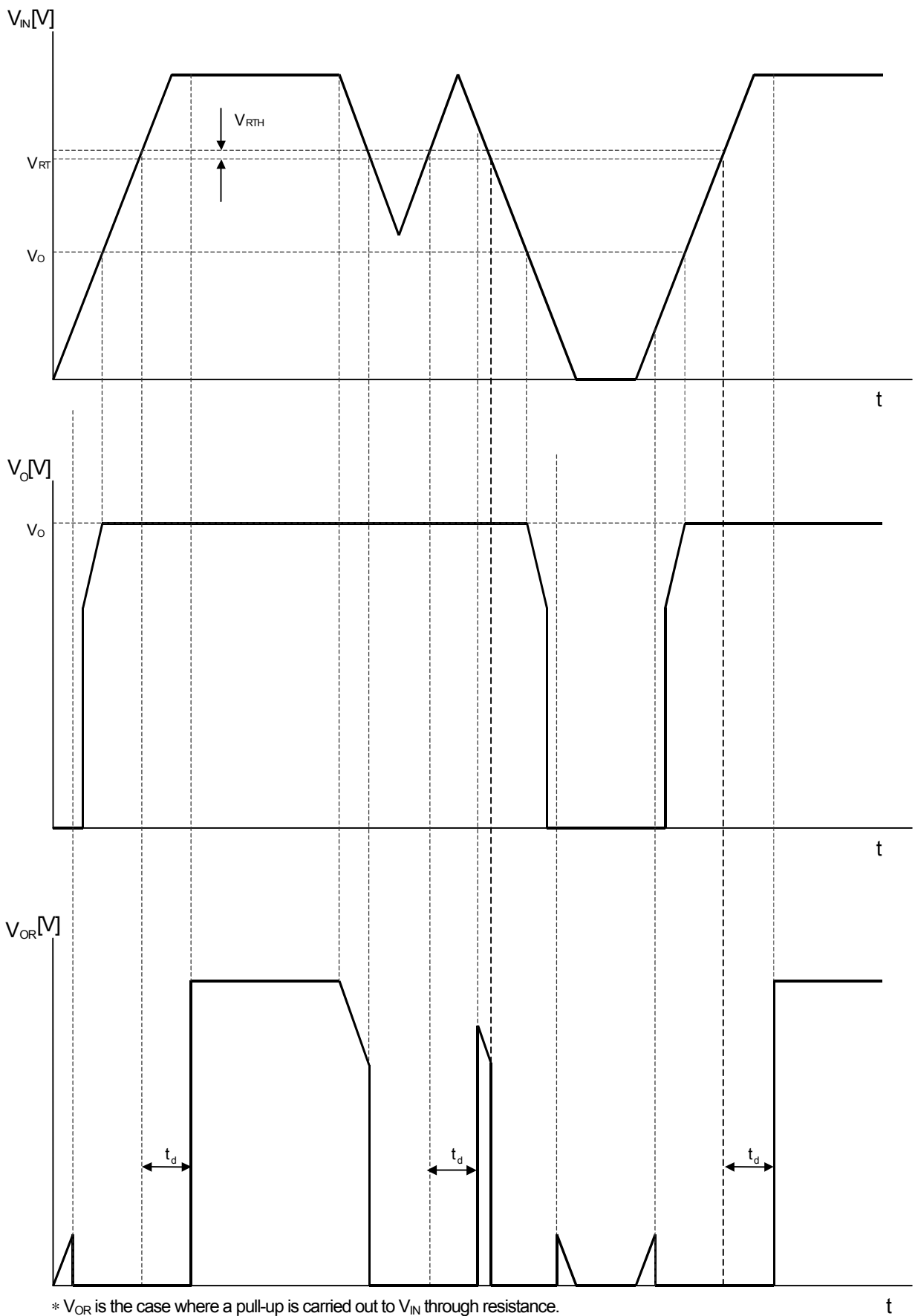
PARAMETER	SYMBOL	TEST CONDITION	MIN.	TYP.	MAX.	UNIT
Quiescent Current	I_Q	$V_{IN}=V_o+2V$, $I_o=0mA$	-	250	350	μA
Regulator Block						
Output Voltage	V_o	$I_o=30mA$	-1.0%	-	+1.0%	V
Output Current	I_o	$V_o=0.3V$	300	400	-	mA
Line Regulation	$\Delta V_o/\Delta V_{IN}$	$V_{IN}=V_o+1V \sim V_o+6V$, $I_o=30mA$	-	-	0.10	%/V
Load Regulation	$\Delta V_o/\Delta I_o$	$I_o=0 \sim 300mA$	-	-	0.03	%/mA
Dropout Voltage(*1)	ΔV_{L_O}	$I_o=100mA$	-	0.10	0.18	V
Ripple Rejection	RR	$e_{in}=200mV_{rms}$, $f=1kHz$, $I_o=10mA$, $V_o=3V$ Version	-	75	-	dB
Output Voltage Temperature Coefficient	$\Delta V_o/\Delta T$	$T_a=0 \sim 85^\circ C$, $I_o=10mA$	-	± 50	-	ppm/°C
Output Noise Voltage	V_{NO}	$f=10Hz \sim 80kHz$, $I_o=10mA$, $V_o=3V$ Version	-	45	-	μV_{rms}
Reset Block						
Voltage Detection	V_{RT}	$V_{IN}=H \rightarrow L$	-1.0%	-	+1.0%	V
Hysteresis Voltage	V_{RTH}	$V_{IN}=H \rightarrow L \rightarrow H$	$V_{RT} \times 3$ %	$V_{RT} \times 5$ %	$V_{RT} \times 8$ %	V
Low Level Output Voltage	R_{ORL}	$V_{IN}=V_{RT}-0.5V$, $R_L=100k\Omega$	-	100	300	mV
Output Leak Current	I_{ORH}	$V_{IN}=V_{RT}+0.5V$	-	-	0.1	μA
On time Output Current	I_{ORL}	$V_{IN}=V_{RT}-0.5V$, $R_L=0\Omega$	5	-	-	mA
Reset Output Delay Time	t_d	$V_{IN}=(V_{RT}-0.5V) \rightarrow (V_{RT}+0.5V)$, $C_d=0.1\mu F$	9	10	11	ms
Operation Voltage Limit	V_{OPL}	$V_{ORL}=0.4V$	-	0.9	-	V

(*1): The output voltage excludes under 2.1V.

The above specification is a common specification for all output voltages.

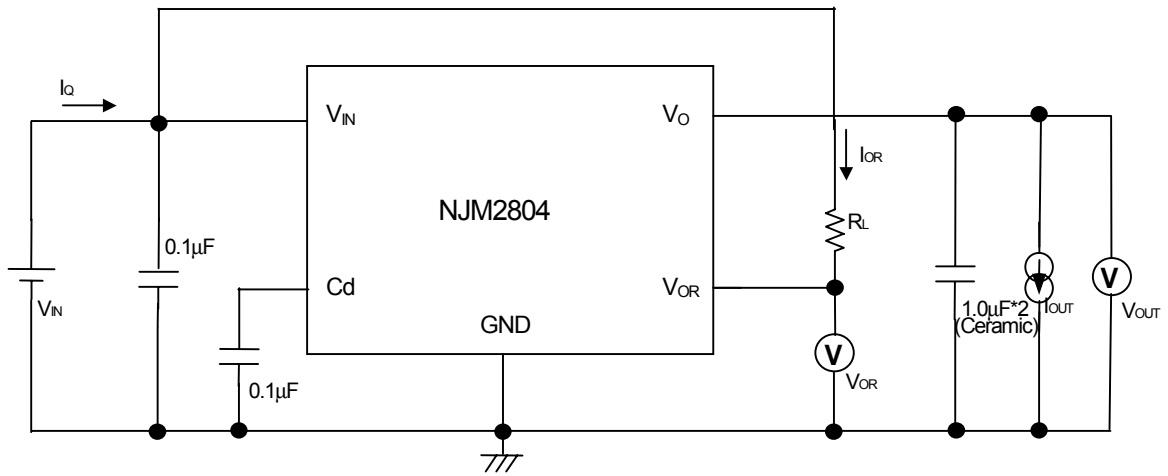
Therefore, it may be different from the individual specification for a specific output voltage.

■ TIMING CHART



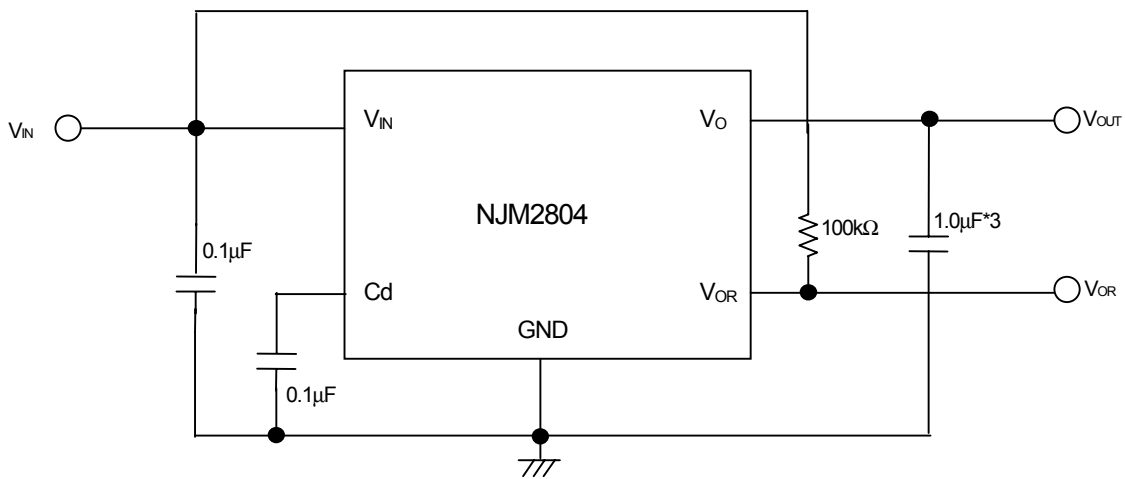
NJM2804

■ TEST CIRCUIT



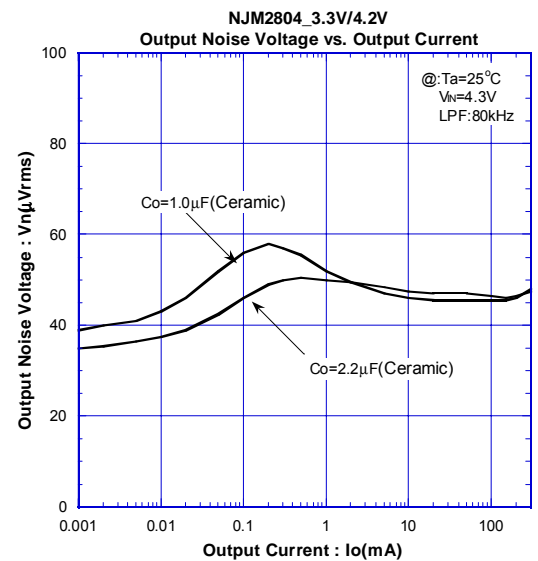
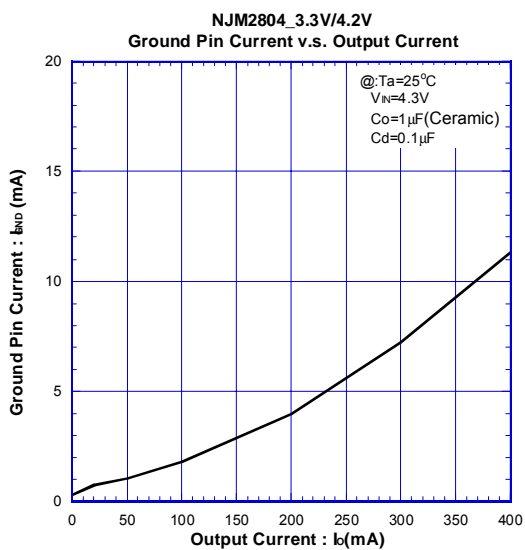
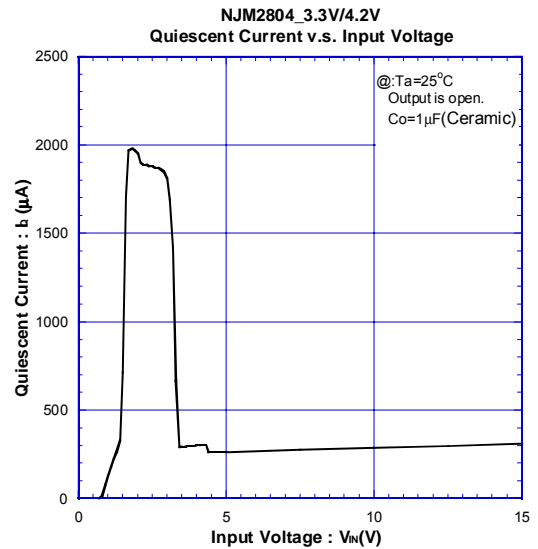
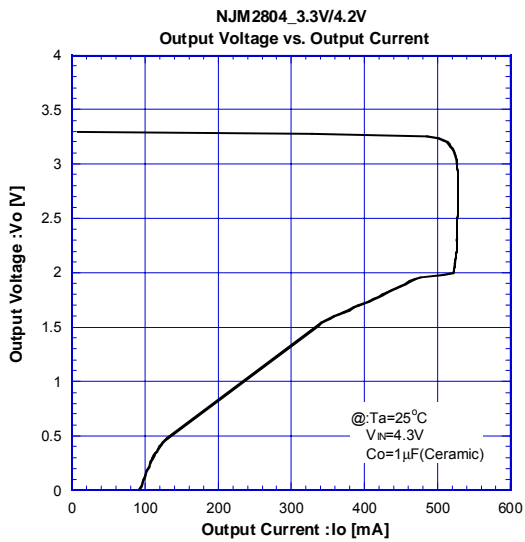
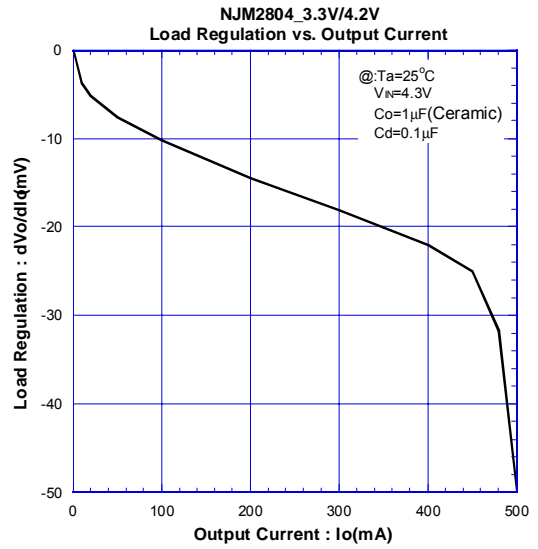
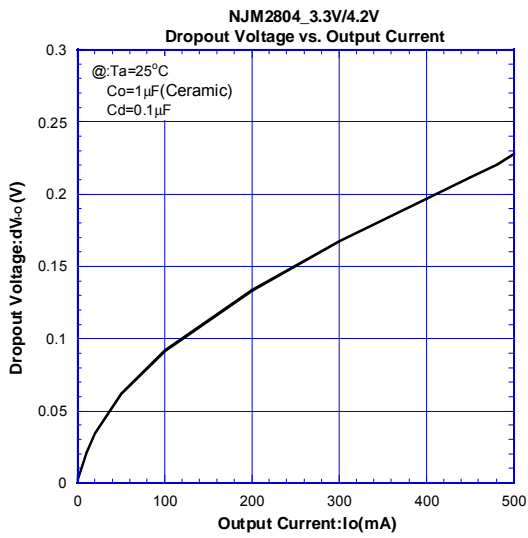
*2 $V_{OS} \leq 2.6V$: $C_o = 2.2\mu F$ (Ceramic)

■ TYPICAL APPLICATIONS



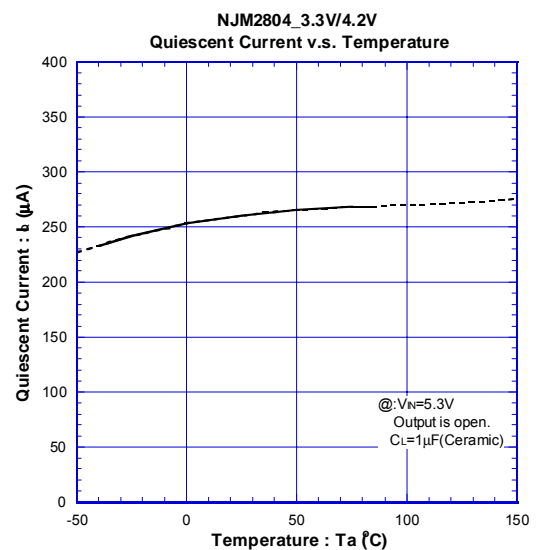
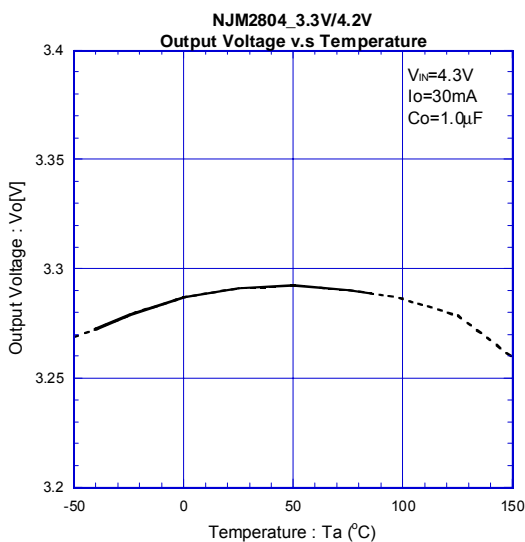
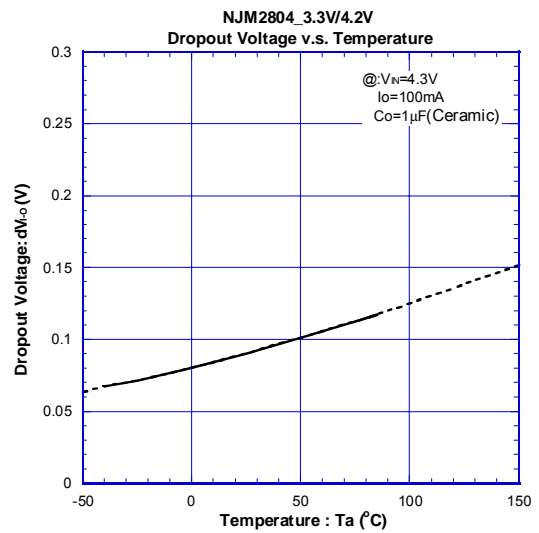
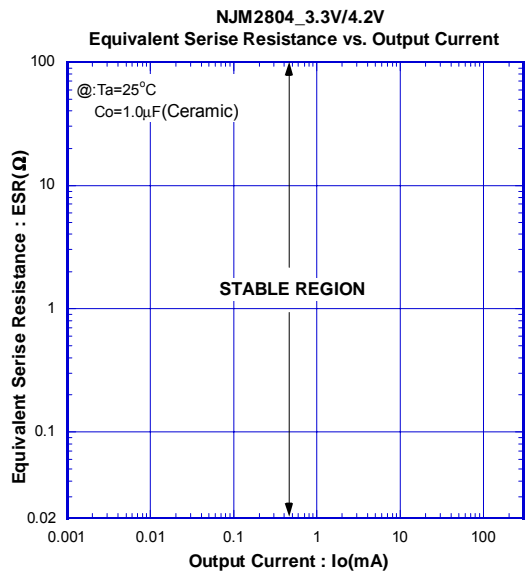
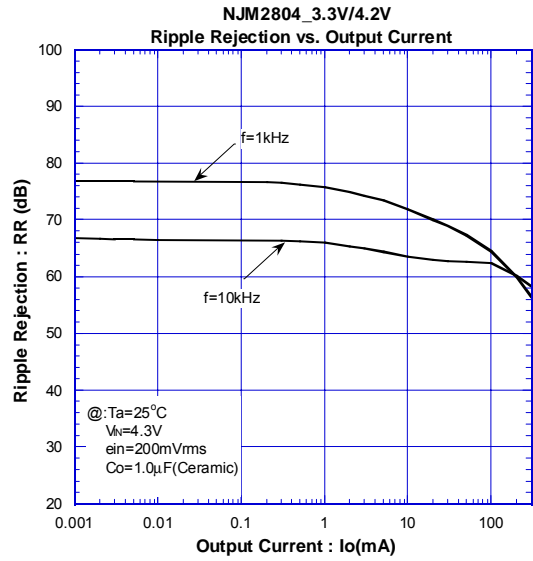
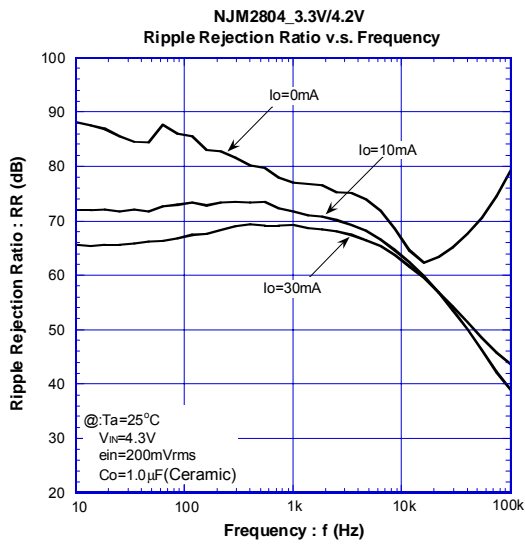
*3 $V_{OS} \leq 2.6V$: $C_o = 2.2\mu F$

ELECTRICAL CHARISTICS

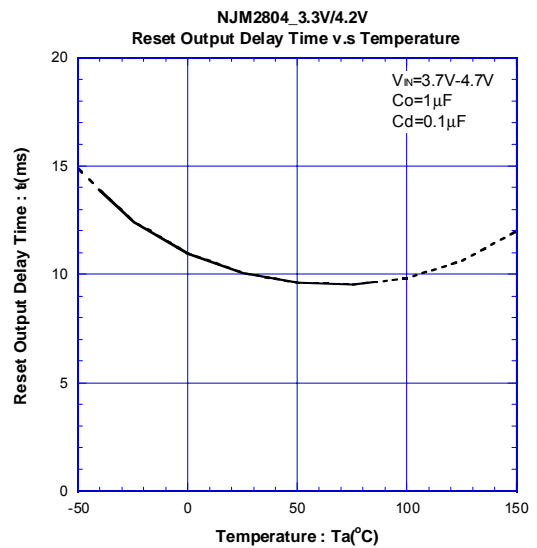
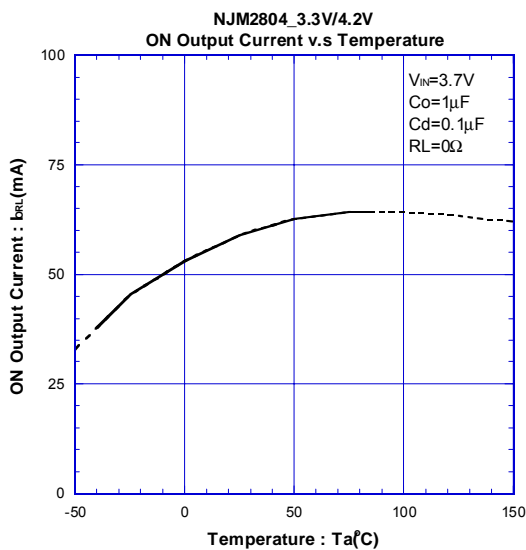
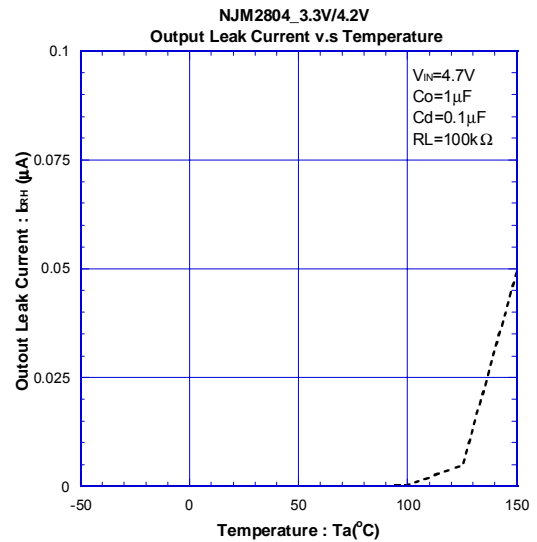
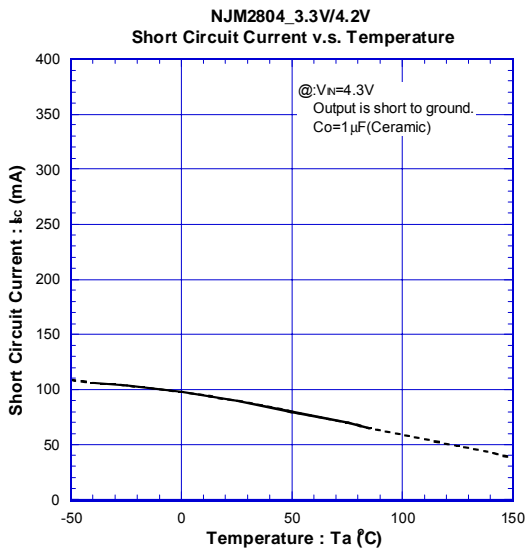
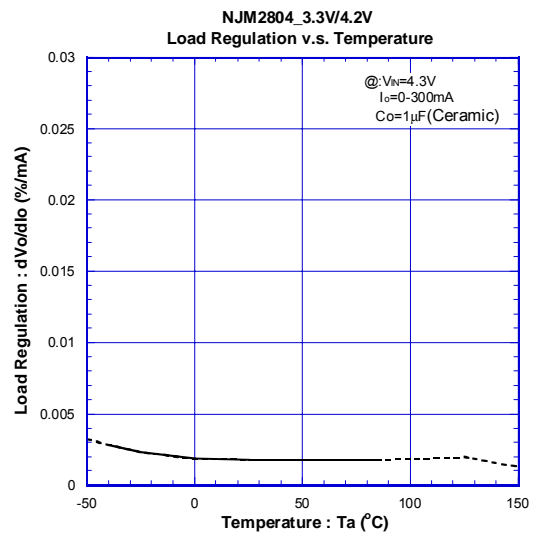
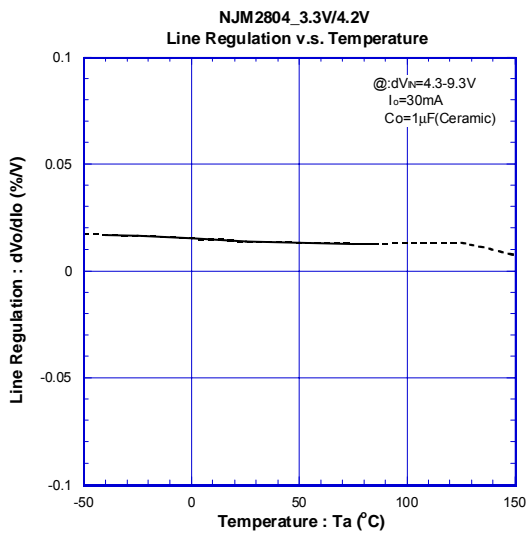


NJM2804

ELECTRICAL CHARISTICS

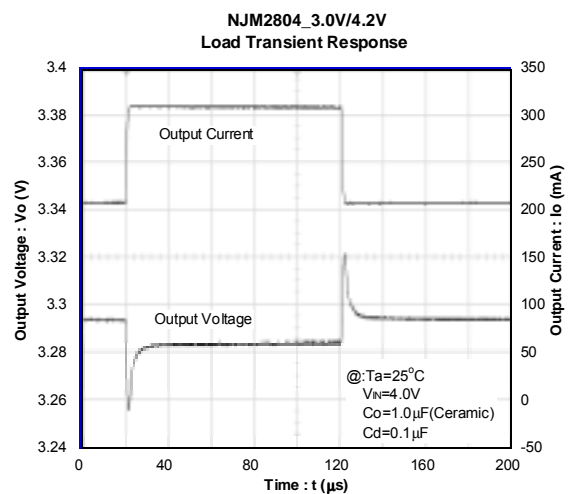
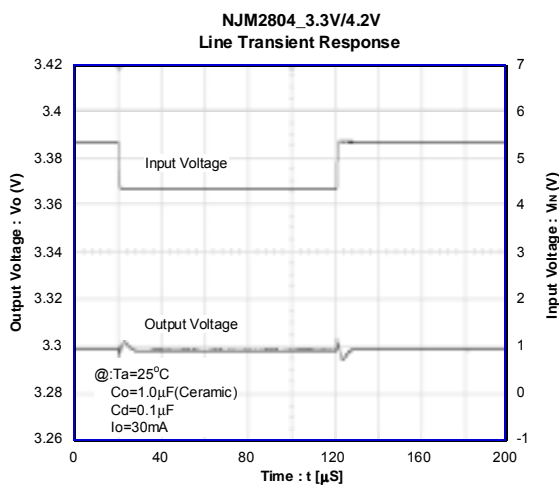
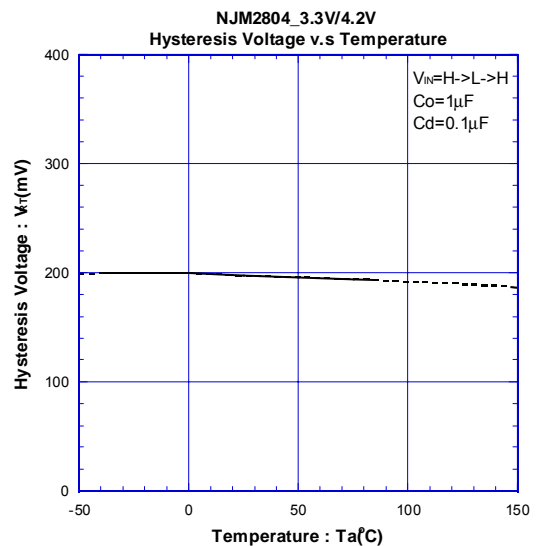
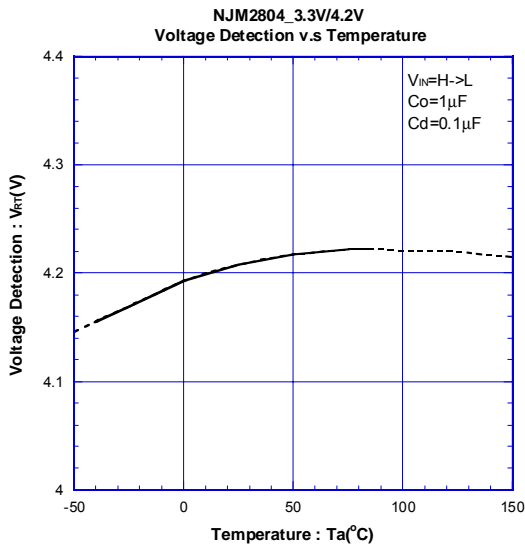
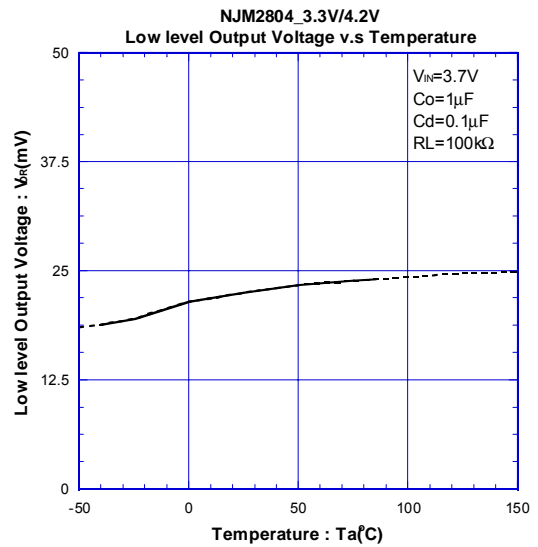
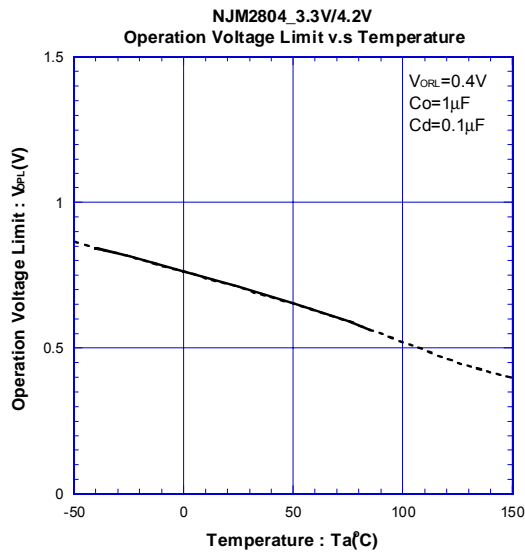


ELECTRICAL CHARISTICS



NJM2804

ELECTRICAL CHARISTICS



[CAUTION]

The specifications on this databook are only given for information, without any guarantee as regards either mistakes or omissions. The application circuits in this databook are described only to show representative usages of the product and not intended for the guarantee or permission of any right including the industrial rights.