


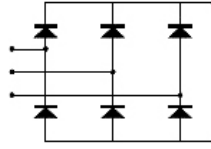
Three phase rectifier stack (with press-fit diodes), 700A

Features

- Compact design
- Low cost
- High efficiency
- Forced cooling

Applications

- Power supplies
- Welding machines
- Battery chargers

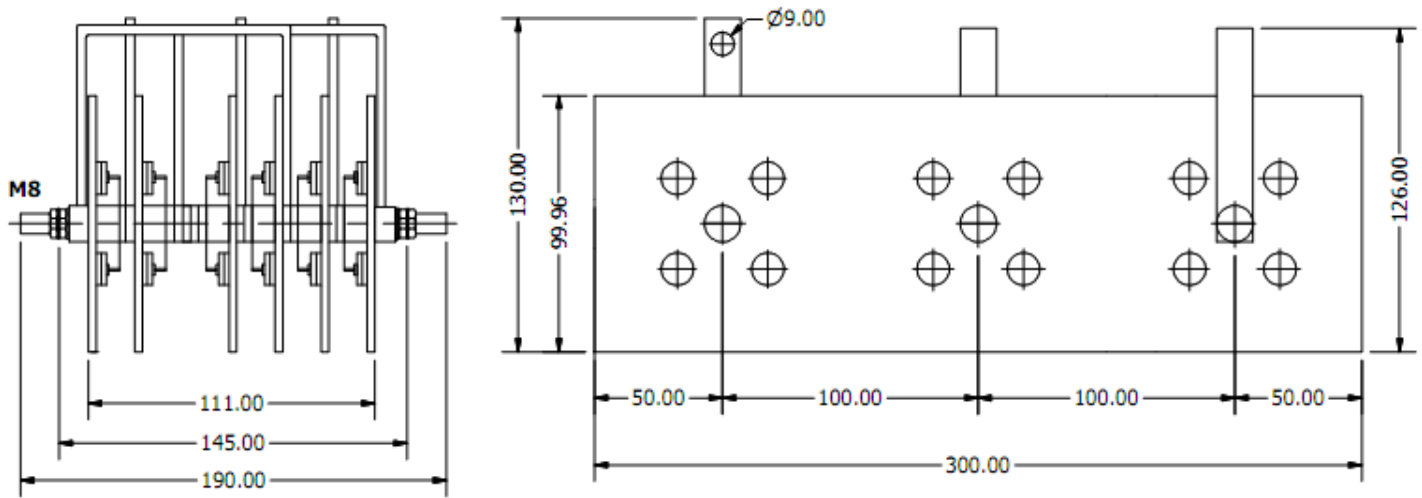


General Specifications ($T_C = 25^{\circ}\text{C}$, unless otherwise specified)			
Parameters	Symbol	Values	Units
Nominal output voltage @125 V _{AC} input	V _{DC}	165	V
Maximum nominal output current @ $T_C = 40^{\circ}\text{C}$	I _{DC}	700	A
Cooling (forced air, fan not included)	V _{AIR}	6	m/s
Number of plates (with M.O.V)		6 plates, 300x100	mm
Number of diodes	n	72	Pcs.

Semiconductor Specifications ($T_C = 25^{\circ}\text{C}$, unless otherwise specified)			
Parameters	Symbol	Values	Units
Repetitive reverse voltage	V _{RRM}	400	V
Average forward current @ $T_C = 130^{\circ}\text{C}$	I _{F(AV)}	35	A
Max. reverse current	I _R	10	mA
Forward surge current @ T_{Jmax}	I _{FSM}	450	A
On-state maximum voltage @ $T_J = 25^{\circ}\text{C}$,	V _{FM}	1.2	V

Thermal and Mechanical Specifications ($T_C = 25^{\circ}\text{C}$, unless otherwise specified)			
Parameters	Symbol	Values	Units
Maximum operating junction temperature range	T _J	- 40 to +175	$^{\circ}\text{C}$
Maximum storage temperature range	T _{Stg}	- 40 to +175	$^{\circ}\text{C}$
Approximate weight	W	2.5	kg

Package Outline



ALL DIMENSIONS IN MM

Ordering Table

NRS	70	40
1	2	3

- 1 – Rectifier Stack
- 2 – Current Rating x 10 = I_{DC}
- 3 – V_{RRM} = Voltage x 10