

SURGE ABSORBER DEVICES NSAD500H

ELECTROSTATIC DISCHARGE SURGE ABSORBER DEVICES QUAD TYPE: COMMON ANODE SC-88A PACKAGE

DESCRIPTION

This product series is a low capacity for ESD surge absorber devices. Use by 100 to 500 Mbps class data line (USB2.0, IEEE1394, 100B, etc.).

Based on the IEC 61000-4-2 test on electromagnetic interference (EMI), the devices assures an endurance of no less than 8 kV, thus making itself most suitable for external high signal interface circuit protection.

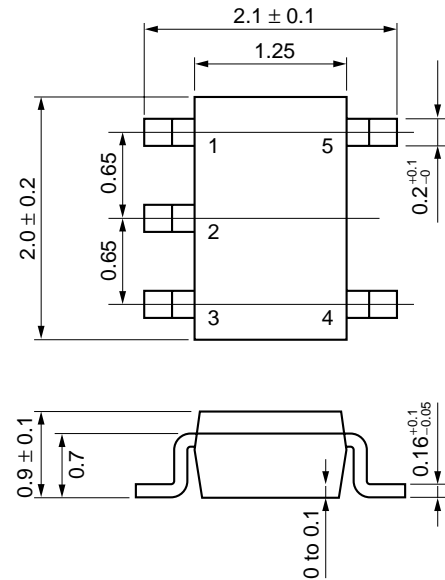
FEATURES

- Base on the electrostatic discharge immunity test (IEC 61000-4-2) product assures the minimum endurance of 8 kV.
- Capacitance: 3.5 pF TYP.
It's an extraordinarily small capacitance.
- With 4 elements mounted (common anode).
Mounted in the SC-88A package, the products can achieve high density and automatic packaging.

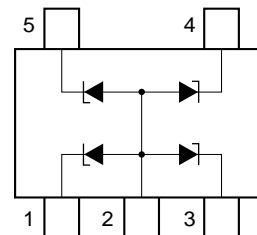
APPLICATIONS

- USB2.0, IEEE1394, 100B external interface circuit ESD protection.

PACKAGE DRAWING (Unit: mm)



ELECTRODE CONNECTION



1. K1: Cathode1
2. A: Anode (common)
3. K2: Cathode2
4. K3: Cathode3
5. K4: Cathode4

ABSOLUTE MAXIMUM RATINGS (T_A = 25°C)

ITEM	SYMBOL	RATING	UNIT	REMARK
Power Dissipation	P	200	mW	Total
Surge Reverse Power	P _{RSM}	2 (t = 10 μs, 1 pulse)	W	
Junction Temperature	T _j	150	°C	
Storage Temperature	T _{stg}	-55 to +150	°C	

The information in this document is subject to change without notice. Before using this document, please confirm that this is the latest version.

Not all products and/or types are available in every country. Please check with an NEC Electronics sales representative for availability and additional information.

ELECTRICAL CHARACTERISTICS (T_A = 25°C) (A to K1, A to K2, A to K3, A to K4)

PARAMETER	BREAK OVER VOLTAGE V _{BO} (V)		CAPACITANCE C _i (pF)		REVERSE CURRENT I _R (μA)		ESD ^{Note} (kV)		<REFERENCE> FORWARD BREAK OVER VOLTAGE
	MIN.	TYP.	TYP.	Condition	MAX.	V _F (V)	MIN.	Condition	
NSAD500H	5.3	8	3.5	V _R = 0 V f = 1 MHz	0.1	3.0	8	C = 150 pF R = 330 Ω Contact discharge	10 V TYP.

Note Based upon with IEC 61000-4-2.

TYPICAL CHARACTERISTICS (T_A = 25°C)

Figure 1. I vs. V_{Bo} CHARACTERISTICS

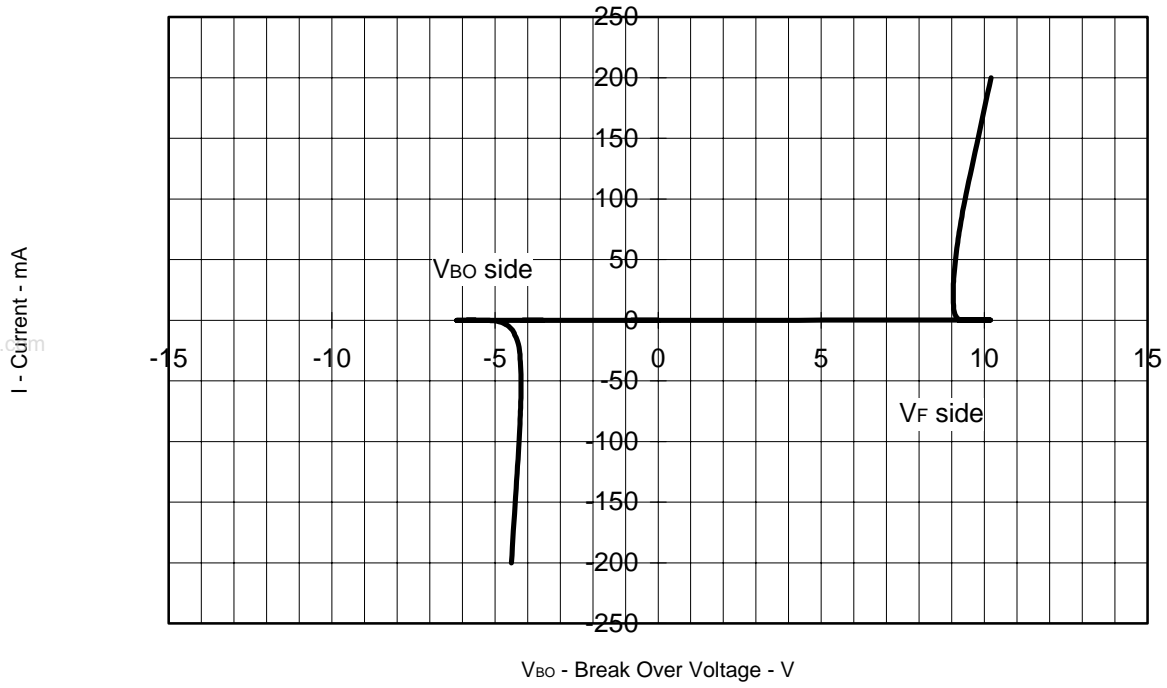


Figure 2. C_i vs. V CHARACTERISTICS

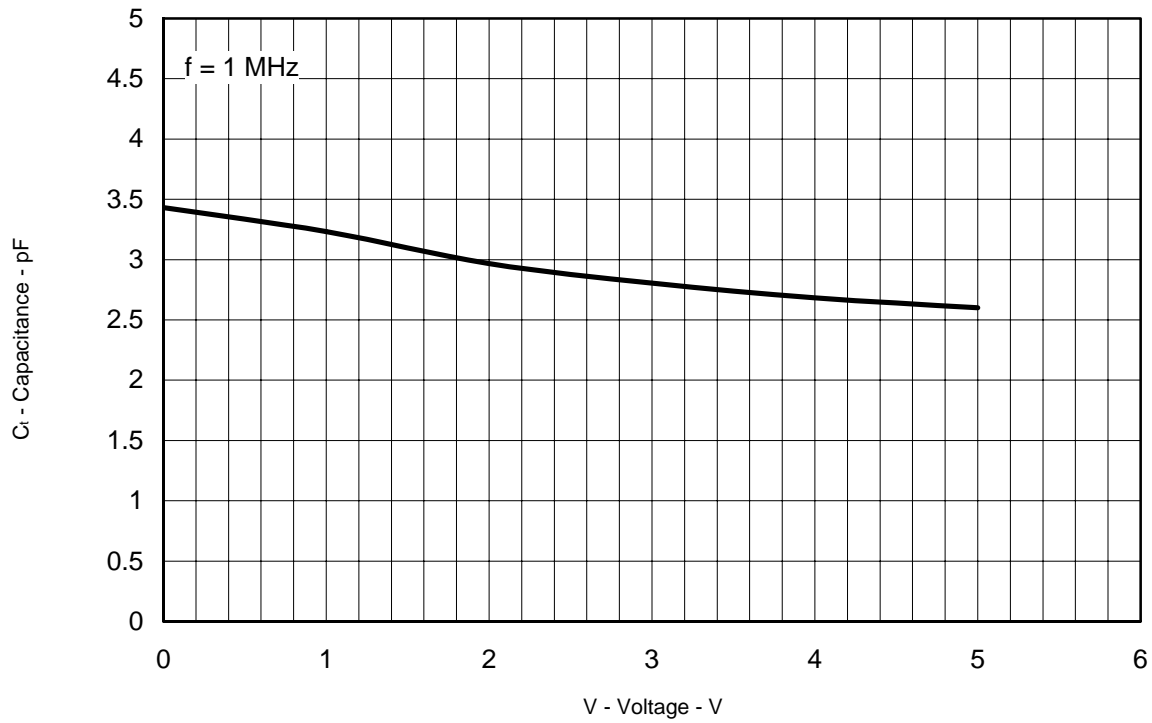
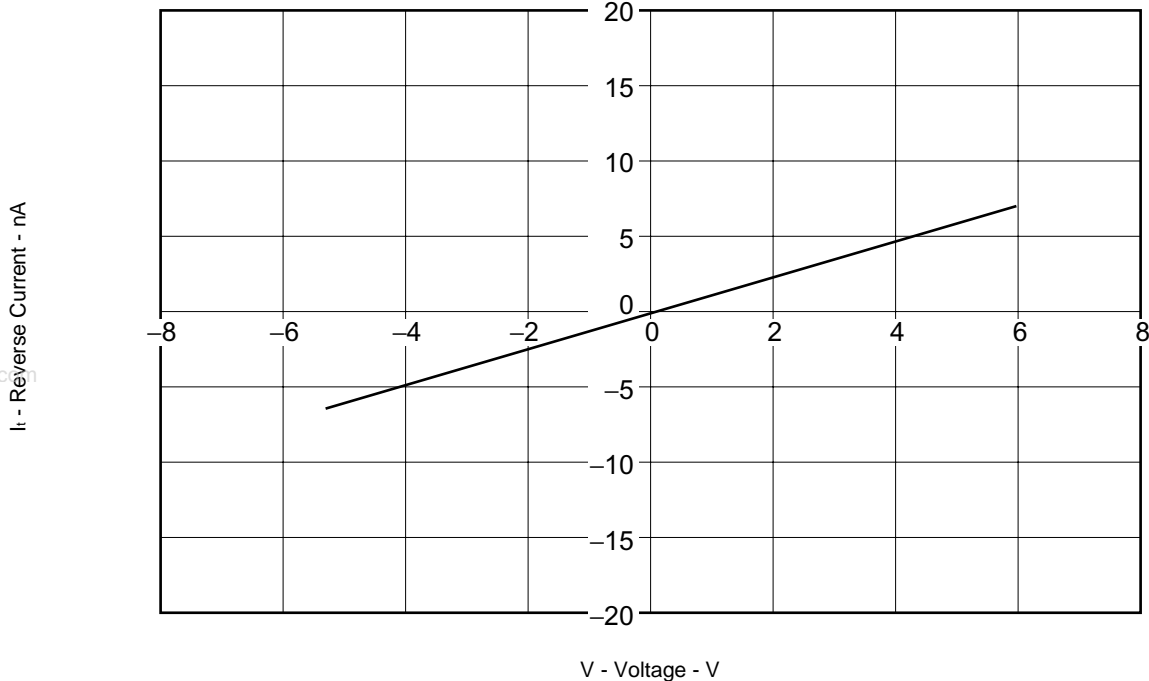


Figure 3. I_t vs. V CHARACTERISTICS



www.DataSheet4U.com

• **The information in this document is current as of May, 2003. The information is subject to change without notice. For actual design-in, refer to the latest publications of NEC Electronics data sheets or data books, etc., for the most up-to-date specifications of NEC Electronics products. Not all products and/or types are available in every country. Please check with an NEC Electronics sales representative for availability and additional information.**

• No part of this document may be copied or reproduced in any form or by any means without the prior written consent of NEC Electronics. NEC Electronics assumes no responsibility for any errors that may appear in this document.

• NEC Electronics does not assume any liability for infringement of patents, copyrights or other intellectual property rights of third parties by or arising from the use of NEC Electronics products listed in this document or any other liability arising from the use of such products. No license, express, implied or otherwise, is granted under any patents, copyrights or other intellectual property rights of NEC Electronics or others.

• Descriptions of circuits, software and other related information in this document are provided for illustrative purposes in semiconductor product operation and application examples. The incorporation of these circuits, software and information in the design of a customer's equipment shall be done under the full responsibility of the customer. NEC Electronics assumes no responsibility for any losses incurred by customers or third parties arising from the use of these circuits, software and information.

• While NEC Electronics endeavors to enhance the quality, reliability and safety of NEC Electronics products, customers agree and acknowledge that the possibility of defects thereof cannot be eliminated entirely. To minimize risks of damage to property or injury (including death) to persons arising from defects in NEC Electronics products, customers must incorporate sufficient safety measures in their design, such as redundancy, fire-containment and anti-failure features.

• NEC Electronics products are classified into the following three quality grades: "Standard", "Special" and "Specific".

The "Specific" quality grade applies only to NEC Electronics products developed based on a customer-designated "quality assurance program" for a specific application. The recommended applications of an NEC Electronics product depend on its quality grade, as indicated below. Customers must check the quality grade of each NEC Electronics product before using it in a particular application.

"Standard": Computers, office equipment, communications equipment, test and measurement equipment, audio and visual equipment, home electronic appliances, machine tools, personal electronic equipment and industrial robots.

"Special": Transportation equipment (automobiles, trains, ships, etc.), traffic control systems, anti-disaster systems, anti-crime systems, safety equipment and medical equipment (not specifically designed for life support).

"Specific": Aircraft, aerospace equipment, submersible repeaters, nuclear reactor control systems, life support systems and medical equipment for life support, etc.

The quality grade of NEC Electronics products is "Standard" unless otherwise expressly specified in NEC Electronics data sheets or data books, etc. If customers wish to use NEC Electronics products in applications not intended by NEC Electronics, they must contact an NEC Electronics sales representative in advance to determine NEC Electronics' willingness to support a given application.

(Note)

(1) "NEC Electronics" as used in this statement means NEC Electronics Corporation and also includes its majority-owned subsidiaries.

(2) "NEC Electronics products" means any product developed or manufactured by or for NEC Electronics (as defined above).