

# Surface Mount Specialty Polymer Solid Aluminum Electrolytic Capacitors

NSP Series

## FEATURES

- NEW "X" & "Y" TYPE HIGH RIPPLE CURRENT/VERY LOW ESR
- LOW PROFILE (1.1MM HEIGHT), RESIN PACKAGE
- REPLACES MULTIPLE TANTALUM CHIPS IN HIGH CURRENT POWER SUPPLIES AND VOLTAGE REGULATORS
- FITS EIA (7343) "D" AND "E" TANTALUM CHIP LAND PATTERNS
- COMPATIBLE WITH REFLOW SOLDERING



## CHARACTERISTICS

Rated Voltage Range	2.0 ~ 16VDC		
Rated Capacitance Range	8.2 ~ 470 $\mu$ F		
Operating Temperature Range	-40 ~ 105°C		
Capacitance Tolerance	+/-20%(M)		
Max. Leakage Current ( $\mu$ A) After 2 Minutes (+20°C)	2 ~ 4Vdc	0.06CV	
	6.3V	0.06CV Z: Ultra Low ESR	
	6.3 ~ 16Vdc	0.04CV or 3 $\mu$ A, whichever is greater	
Max. Tan $\delta$ , 120Hz, +20°C	D5, D6, D2	0.06	
	D3, D4	0.10	
High Temperature Load Life 1000 Hours At +105°C At Rated WVDC	Capacitance Change	Within +/-10% of initial measured value	
	Tan $\delta$	Less than specified max. value	
	Leakage Current	Less than specified max. value	
Damp Heat Test 500 Hours At +60°C at 90~95%RH At Rated WVDC	Capacitance Change	8V-16V	Within -20%/+40% of initial measured value
		6.3V	Within -20%/+50% of initial measured value
		4V	Within -20%/+60% of initial measured value
		2V, 2.5V	Within -20%/+70% of initial measured value
	Tan $\delta$	Less than 200% of specified max. value	
Leakage Current	Less than specified max. value		

SURFACE MOUNT

## STANDARD PRODUCTS AND SPECIFICATIONS

NIC Part Number	WV	Cap.	Max. LC	Tan $\delta$	Max. Ripple Current +105°C & 100Khz (mA)	Max. ESR +20°C & 100Khz ( $\Omega$ )	Height H $\pm$ 0.1
	(Vdc)	( $\mu$ F)	( $\mu$ A)				
NSP680M2D5TR	2.0	68	8.1	0.06	2000	0.028	1.1
NSP101M2D2TR	2.0	100	12.0	0.06	2500	0.018	1.8
NSP101M2D2XTR	2.0	100	12.0	0.06	2700	0.015	1.8
NSP121M2D2TR	2.0	120	14.4	0.06	2500	0.015	1.8
NSP121M2D2XTR	2.0	120	14.4	0.06	2700	0.015	1.8
NSP121M2D2ZTR	2.0	120	14.4	0.06	3000	0.009	1.8
NSP151M2D2TR	2.0	150	18.0	0.06	2000	0.018	1.8
NSP151M2D2ZTR	2.0	150	18.0	0.06	3000	0.009	1.8
NSP181M2D6ZTR	2.0	180	21.6	0.06	3000	0.009	1.9
NSP181M2D3TR	2.0	180	21.6	0.10	3000	0.015	2.8
NSP181M2D3XTR	2.0	180	21.6	0.10	3300	0.012	2.8
NSP221M2D3TR	2.0	220	32.4	0.10	3000	0.015	2.8
NSP221M2D3XTR	2.0	220	32.4	0.10	3300	0.012	2.8
NSP271M2D3TR	2.0	270	32.4	0.10	3000	0.015	2.8
NSP271M2D3XTR	2.0	270	32.4	0.10	3300	0.012	2.8
NSP271M2D3ZTR	2.0	270	32.4	0.10	3500	0.007	2.8
NSP271M2D4TR	2.0	270	32.4	0.10	3300	0.012	4.2
NSP271M2D4XTR	2.0	270	32.4	0.10	3500	0.010	4.2
NSP331M2D3TR	2.0	330	39.6	0.10	3000	0.015	2.8
NSP331M2D4ZTR	2.0	330	39.6	0.10	3500	0.007	2.8
NSP331M2D4TR	2.0	330	39.6	0.10	3300	0.012	4.2
NSP331M2D4XTR	2.0	330	39.6	0.10	3500	0.010	4.2
NSP391M2D4TR	2.0	390	46.8	0.10	3300	0.012	4.2
NSP391M2D4XTR	2.0	390	46.8	0.10	3500	0.010	4.2
NSP391M2D4ZTR	2.0	390	46.8	0.10	4000	0.005	4.2
NSP471M2D4TR	2.0	470	56.4	0.10	3300	0.012	4.2
NSP471M2D4ZTR	2.0	470	56.4	0.10	4000	0.005	4.2

# Surface Mount Specialty Polymer Solid Aluminum Electrolytic Capacitors

NSP Series

## STANDARD PRODUCTS AND SPECIFICATIONS

NIC Part Number	WV	Cap.	Max. LC	Tan $\delta$	Max. Ripple Current +105°C & 100Khz (mA)	Max. ESR +20°C & 100Khz ( $\Omega$ )	Height H $\pm 0.1$
	(Vdc)	( $\mu$ F)	( $\mu$ A)				
NSP820M2.5D2TR	2.5	82	12.3	0.06	2500	0.018	1.8
NSP820M2.5D2XTR	2.5	82	12.3	0.06	2700	0.015	1.8
NSP101M2.5D2TR	2.5	100	15.0	0.06	2500	0.018	1.8
NSP101M2.5D2XTR	2.5	100	15.0	0.06	2700	0.015	1.8
NSP101M2.5D2ZTR	2.5	100	15.0	0.06	3000	0.009	1.8
NSP121M2.5D2TR	2.5	120	18.0	0.06	2500	0.018	1.8
NSP121M2.5D2ZTR	2.5	120	18.0	0.06	3000	0.009	1.8
NSP151M2.5D6ZTR	2.5	150	22.5	0.06	3000	0.009	1.9
NSP151M2.5D3TR	2.5	150	22.5	0.10	3000	0.015	2.8
NSP151M2.5D3XTR	2.5	150	22.5	0.10	3300	0.012	2.8
NSP181M2.5D3TR	2.5	180	33.0	0.10	3000	0.015	2.8
NSP181M2.5D3XTR	2.5	180	33.0	0.10	3300	0.012	2.8
NSP221M2.5D3TR	2.5	220	33.0	0.10	3000	0.015	2.8
NSP221M2.5D3XTR	2.5	220	33.0	0.10	3300	0.012	2.8
NSP221M2.5D3ZTR	2.5	220	33.0	0.10	3500	0.007	2.8
NSP221M2.5D4TR	2.5	220	33.0	0.10	3300	0.012	4.2
NSP221M2.5D4XTR	2.5	220	33.0	0.10	3500	0.010	4.2
NSP271M2.5D3TR	2.5	270	40.5	0.10	3000	0.015	2.8
NSP271M2.5D3ZTR	2.5	270	40.5	0.10	3500	0.007	2.8
NSP271M2.5D4TR	2.5	270	49.5	0.10	3300	0.012	4.2
NSP271M2.5D4XTR	2.5	270	49.5	0.10	3500	0.010	4.2
NSP331M2.5D4TR	2.5	330	49.5	0.10	3300	0.012	4.2
NSP331M2.5D4XTR	2.5	330	49.5	0.10	3500	0.010	4.2
NSP331M2.5D4ZTR	2.5	330	49.5	0.10	4000	0.005	4.2
NSP391M2.5D4TR	2.5	390	58.5	0.10	3300	0.012	4.2
NSP391M2.5D4ZTR	2.5	390	58.5	0.10	4000	0.005	4.2
NSP390M4D5TR	4.0	39	9.3	0.06	2000	0.028	1.1
NSP560M4D2TR	4.0	56	13.4	0.06	2500	0.018	1.8
NSP560M4D2XTR	4.0	56	13.4	0.06	2700	0.015	1.8
NSP680M4D2TR	4.0	68	16.3	0.06	2500	0.018	1.8
NSP680M4D2XTR	4.0	68	16.3	0.06	2700	0.015	1.8
NSP820M4D2TR	4.0	82	19.7	0.06	2500	0.018	1.8
NSP820M4D2ZTR	4.0	82	19.7	0.06	3000	0.009	1.8
NSP101M4D6ZTR	4.0	100	24.0	0.06	3000	0.009	1.9
NSP121M4D3TR	4.0	120	28.8	0.10	3000	0.015	2.8
NSP121M4D3XTR	4.0	120	28.8	0.10	3300	0.012	2.8
NSP151M4D3TR	4.0	150	28.8	0.10	3000	0.015	2.8
NSP151M4D3XTR	4.0	150	36.0	0.10	3300	0.012	2.8
NSP151M4D3ZTR	4.0	150	36.0	0.10	3500	0.007	2.8
NSP181M4D4TR	4.0	180	43.2	0.10	3300	0.012	4.2
NSP181M4D4XTR	4.0	180	43.2	0.10	3500	0.010	4.2
NSP221M4D4TR	4.0	220	52.8	0.10	3300	0.012	4.2
NSP221M4D4XTR	4.0	220	52.8	0.10	3500	0.010	4.2
NSP221M4D4ZTR	4.0	220	52.8	0.10	4000	0.005	4.2
NSP100M6.3D2TR	6.3	10	3.0	0.06	1400	0.055	1.8
NSP220M6.3D2TR	6.3	22	5.5	0.06	1600	0.040	1.8
NSP330M6.3D5TR	6.3	33	8.3	0.06	2000	0.028	1.1
NSP330M6.3D2TR	6.3	33	8.3	0.06	2000	0.028	1.8
NSP470M6.3D2TR	6.3	47	11.8	0.06	2500	0.018	1.8
NSP470M6.3D2XTR	6.3	47	11.8	0.06	2700	0.015	1.8
NSP560M6.3D2ZTR	6.3	56	21.2	0.06	3000	0.009	1.8
NSP680M6.3D2TR	6.3	68	17.1	0.06	2500	0.018	1.8
NSP680M6.3D2XTR	6.3	68	17.1	0.06	2700	0.015	1.8
NSP680M6.3D2ZTR	6.3	68	25.7	0.06	3000	0.009	1.9
NSP101M6.3D3TR	6.3	100	25.2	0.10	3000	0.015	2.8
NSP101M6.3D3XTR	6.3	100	25.2	0.10	3300	0.012	2.8

SURFACE MOUNT



# Surface Mount Specialty Polymer Solid Aluminum Electrolytic Capacitors

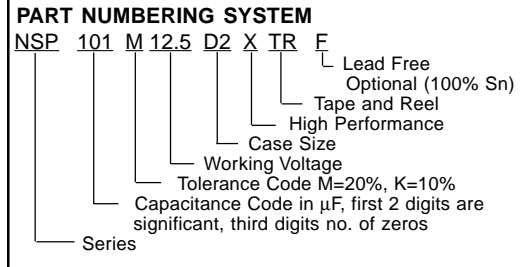
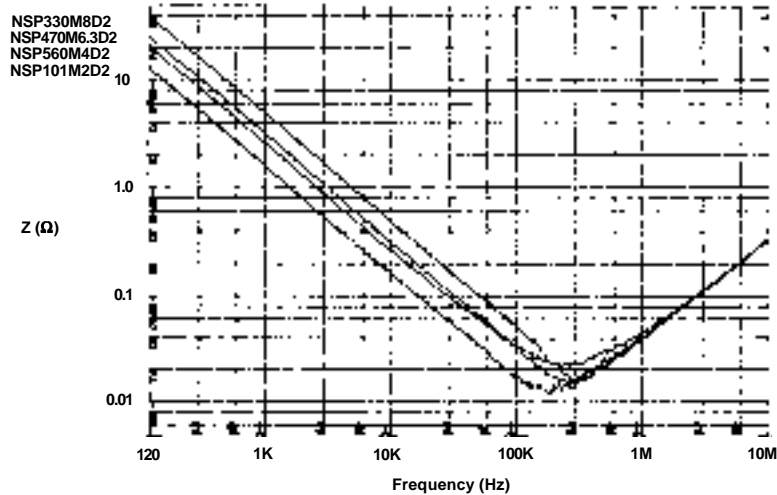
NSP Series

## STANDARD PRODUCTS AND SPECIFICATIONS

NIC Part Number	WV	Cap.	Max. LC	Tan $\delta$	Max. Ripple Current +105°C & 100Khz (mA)	Max. ESR +20°C & 100Khz ( $\Omega$ )	Height H +0.1
	(Vdc)	( $\mu$ F)	( $\mu$ A)				
NSP121M6.3D3TR	6.3	120	30.2	0.10	3000	0.015	2.8
NSP121M6.3D3XTR	6.3	120	30.2	0.10	3300	0.012	2.8
NSP121M6.3D3ZTR	6.3	120	45.4	0.10	3300	0.007	2.8
NSP151M6.3D4TR	6.3	150	37.8	0.10	3300	0.012	4.2
NSP151M6.3D4XTR	6.3	150	37.8	0.10	3500	0.010	4.2
NSP181M6.3D4TR	6.3	180	45.4	0.10	3300	0.012	4.2
NSP181M6.3D4XTR	6.3	180	45.4	0.10	3500	0.010	4.2
NSP181M6.3D4ZTR	6.3	180	68.1	0.10	3500	0.005	4.2
NSP8R2M8D2TR	8	8.2	3.0	0.06	1400	0.055	1.8
NSP150M8D2TR	8	15	4.8	0.06	1600	0.040	1.8
NSP220M8D5TR	8	22	7.0	0.06	2800	0.020	1.1
NSP330M8D2TR	8	33	10.5	0.06	1800	0.025	1.8
NSP680M8D3TR	8	68	21.7	0.10	3000	0.015	2.8
NSP101M8D4TR	8	100	48.0	0.10	3300	0.012	4.2
NSP150M12.5D5TR	12.5	15	7.5	0.06	1400	0.040	1.1
NSP220M12.5D2TR	12.5	22	11.0	0.06	1600	0.030	1.8
NSP8R2M16D2TR	16	8.2	5.2	0.06	1300	0.045	1.8

SURFACE MOUNT

## TYPICAL IMPEDANCE OVER FREQUENCY CHARACTERISTICS NSP SERIES

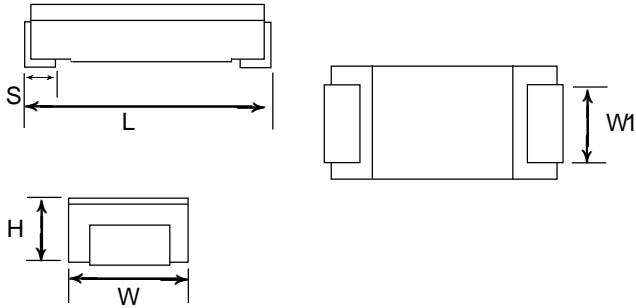


# Surface Mount Specialty Polymer Solid Aluminum Electrolytic Capacitors

NSP Series

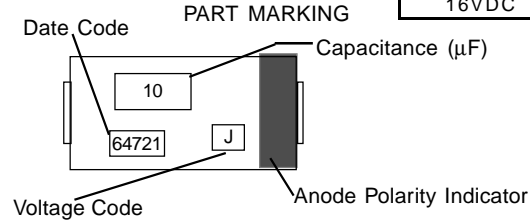
## DIMENSIONS (mm)

Case Code	L +0.4	W +0.3	H	W1 +0.2	S +0.3
D2- D6	7.3	4.3	see values table	2.4	1.3



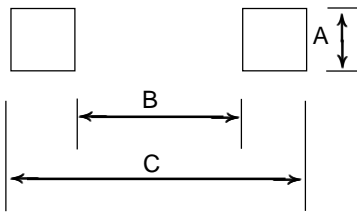
## VOLTAGE CODES

Voltage	Code
2.0VDC	D
2.5VDC	E
6.3VDC	J
8VDC	K
12.5VDC	A
16VDC	C



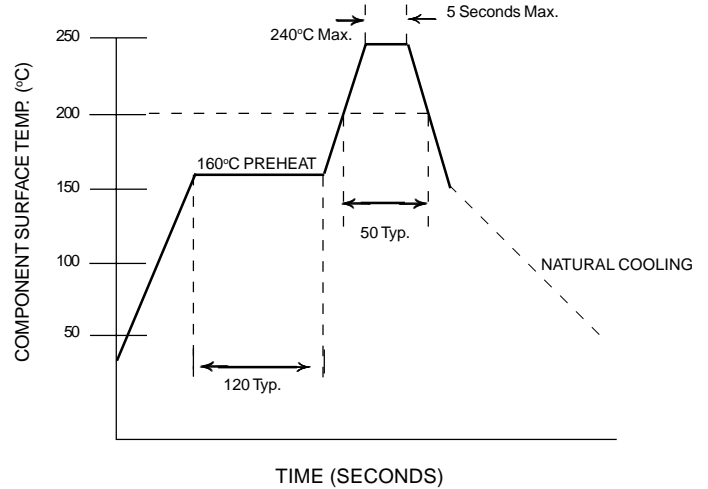
## RECOMMENDED LAND PATTERNS (mm)

Case Code	A	B	C
D2-D5	2.8	4.0	8.8



Please note the NSP series will fit on standard "D" and "E" size (7343) tantalum chip capacitor land patterns

## RECOMMENDED REFLOW SOLDERING PROFILE



## RIPPLE CURRENT CORRECTION FACTOR OVER FREQUENCY

Frequency (Hz)	10KHz	20KHz	50KHz	100KHz	250KHz	500KHz	1MHz
Correction Factor +25°C ~ +105°C	0.6	0.7	0.8	1.0	1.1	1.2	1.3

## REEL TAPE DIMENSIONS (mm)

A ± 2.0	B min.	C ± 0.5	D ± 0.8	E ± 0.5	T ± 1.0	t	W ± 1.0
330	50	13.0	21.0	2.0	20.0	3.0	14

## TAPE DIMENSIONS (mm)

Case Code	A ± 0.2	B ± 0.2	Dφ	E ± 0.1	F ± 0.1	P <sub>0</sub> ± 0.1	P <sub>1</sub> ± 0.1	t ± 0.2	W ± 0.3
D5	7.7	4.6	1.5 <sup>+0.1</sup>	1.75	5.5	4.0	8.0	1.5	12.0
D2, D6								2.1	
D3								3.4	
D4								4.5	

Case Code	Reel Quantity
D5, D6, D2	3,500
D3, -D4	2,000

