

NewJRC SAW FILTER

NSVS1127

Application

915.0MHz SAW filter

Electrical Specification: (Table 1)

The device characteristics are measured in the circuit shown in Fig.1.

Table 1. Electrical Specifications

Item	Spec.	Typical	Condition
Input and Output Impedance	-	50Ω	-
Nominal Center Frequency (f0)	-	915MHz	-
Insertion Loss	902.0~928.0MHz	3.4dB max.	-20~+70°C
		3.6dB max.	-40~+85°C
Response Variation	902.0~928.0MHz	1.5dB max.	-20~+70°C
		1.7dB max.	-40~+85°C
Input and Output VSWR	902.0~928.0MHz	2.5 max.	1.8
Out of Band Rejection (Relative to Through Level)	DC~800.0MHz	38dB min.	43dB
	800.0~845.0MHz	35dB min.	40dB
	845.0~880.0MHz	17dB min.	30dB
	947.0~992.0MHz	20dB min.	28dB
	992.0~1020.0MHz	38dB min.	43dB
	1020.0~1200.0MHz	20dB min.	27dB

(Operating Temperature Range : -40~+85°C)

Maximum Rating: (Table 2)

Table2. Maximum Ratings

Item	Rating
Maximum Input Power	+10dBm
Maximum DC Voltage	7.5V
Operating Temperature Range	-40~+85°C
Storage Temperature	-40~+85°C

Mechanical Specifications: (Fig.2)

Package is designed as small as 3.0x3.0x1.15[mm³] for SMD (Surface Mount Device) type.

Notice:

This part is electrostatic discharge sensitive and may be damaged by improper handling.

New Japan Radio Co., Ltd.

<http://www.njr.co.jp/products/device/index.html>

<http://www.njr.com/products/device/index.html>

(Japanese)

(English)

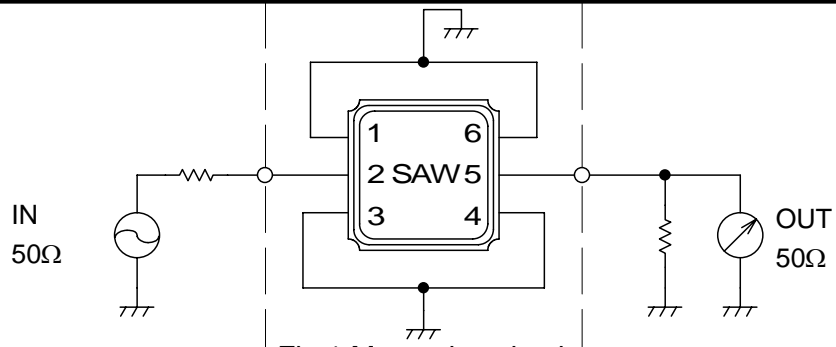
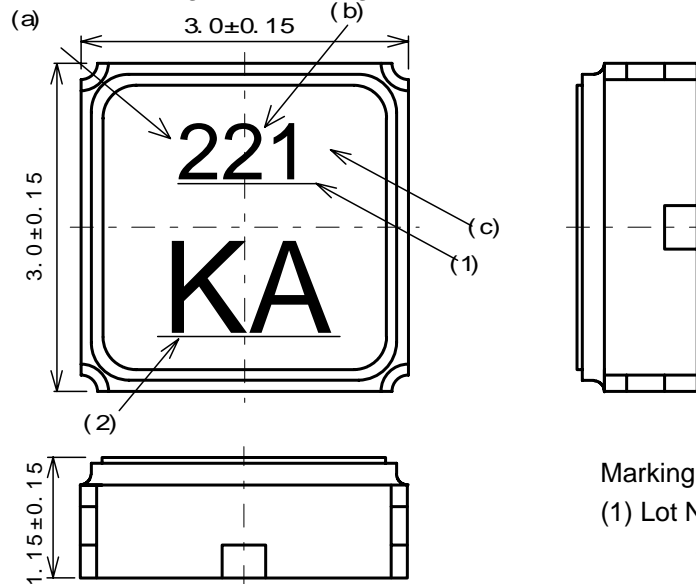


Fig.1 Measuring circuit



Marking

(1) Lot Number

(a) Year

(b) Month

*Oct.--- X

Nov.--- Y

Dec.--- Z

(c) Date

1-9--- 0

10-19--- 1

20-31--- 2

(2) Part Number Mark

Fig.2 Package dimensions (in mm)

Pin no.	Connection
1	GND
2	IN/OUT
3	GND
4	GND
5	OUT/IN
6	GND

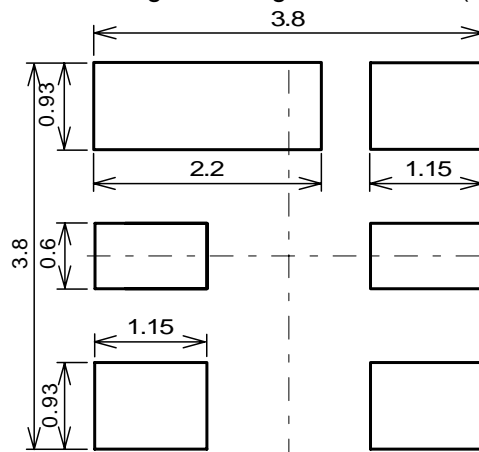


Fig.3 Desirable land area (in mm)

Notice

1. Use this component within operating temperature range. It might not be satisfied with electrical specification without operating temperature range. When it is used less than -40°C or more than $+85^{\circ}\text{C}$, it might be a cause of degradation or destruction of the component. Even if it endures during a short time, it causes degradation of qualification.
2. When soldering iron is used, solder with the temperature at the tip of soldering iron: 350°C max., the time of soldering: 10 seconds max., the power of soldering iron: 30W max..
3. Notice that the allowed time of soldering with soldering iron is accumulated time, when soldering is repeated.
4. As rapid temperature change for cleaning after reflow soldering might be a cause of destruction clean this component after confirming that temperature of this component goes down to room temperature.
5. Confirm that there are not any influence for qualification to this component in mounting on PCB when this component is cleaned.
6. As it might be a cause of degradation or destruction to apply static electricity to this component, do not apply static electricity or excessive voltage while assembling and measuring. And do not transport this component with bare hand.
7. As it might be a cause of degradation or destruction to apply D.C. voltage between each terminal, apply D.C. voltage 7.5V max. in actual circuit.

Note

1. This specification specifies the quality of this component as a single unit. Make sure that this component is evaluated and confirmed against this specification when it is mounted to your products.
2. The information contained herein may be changed without prior notice. It is therefore advisable to contact New Japan Radio Company before proceeding with the design of equipment incorporating this product.
3. The products are designed to be used with ordinary electronic equipment (data and communications equipment, office equipment, audio-video equipment, measuring instruments, etc). New Japan Radio Company does not assume any liability for the case using the products with the application required high reliability or safety extremely (such as space equipment, sea-bottom equipment, medical equipment etc). When intending to use any our product please contact our sales representatives in advance.

NewJRC 915MHz SAW FILTER NSVS1127

FREQUENCY CHARACTERISTICS

