



19.3 × 15.6 × 15.3

# NT73 - 2



CH0050406-2000



E169380



R9858271

Patent No. 95 2 18643.8

## Features

- Small size, light weight, heavy reverse power.
- Low coil power consumption.
- PC board mounting.
- Suitable for automation control, telecommunication equipment, household electrical appliance and machinery electrical facilities.

## Contact Data

Contact Arrangement	1A, 1B, 1C
Contact Material	Ag·CdO Ag·SnO <sub>2</sub>
Contact Rating (resistive)	5A,6A,10A,12A,15A/125VAC,28VDC;20A/125VAC,16VDC; 6A/277VAC;10A/250VAC TÜV : 6A/250VAC, 28VDC (15A 0.45W ; 20A 0.8W coil only )
Max. Switching Power	420W 2500VA
Max. Switching Voltage	110VDC 380VAC
Contact Resistance or Voltage drop	50mΩ Max.
Operation life	Electrical 10 <sup>5</sup> Mechanical 10 <sup>7</sup>
	Max. Switching Current:20A Item 3.12 of IEC255-7 Item 3.30 of IEC255-7 Item 3.31 of IEC255-7

## Coil Parameter

Coil voltage VDC		Coil esistance Ω±10%	Pickup voltage VDC(max) (75%of rated voltage )	Release voltage VDC(min) (10% of rated voltage)	Coil power consumption W	Operate Time ms Max.	Release Time ms Max.
Rated	Max.						
3	3.9	25/20/11	2.25	0.3	0.36/0.45/0.80	10	5
5	6.5	70/55.6/31	3.75	0.5			
6	7.8	100/80/45	4.50	0.6			
9	11.7	225/180/101	6.75	0.9			
12	15.6	400/320/180	9.00	1.2			
24	31.2	1600/1280/720	18.0	2.4			
48	62.4	6400/5120/2880	36.0	4.8			

**CAUTION:** 1.The use of any coil voltage less than the rated coil voltage will compromise the operation of the relay.  
2.Pickup and release voltage are for test purposes only and are not to be used as design criteria.

## Operation condition

Insulation Resistance	250MΩ min (at 500VDC)	Item 7 of IEC255-5
Dielectric Strength		
Between contacts	50Hz 750V	Item 6 of IEC255-5
Between contact and coil	50Hz 1500V	Item 6 of IEC255-5
Shock resistance	100m/s <sup>2</sup> 11ms	IEC68-2-27 Test Ea method 1
Vibration resistance	10~55Hz double amplitude 1.5mm	IEC68-2-6 Test Fc
Terminals strength	5N	IEC68-2-21 Test Ua1
Solderability	230 °C ± 2 °C 10± 0.5s	IEC68-2-20 Test Ta method 1
Ambient Temperature	-55~85 °C	
Relative Humidity	93% (at 40 °C)	IEC68-2-3Test Ca
Mass	9.5g	

## Qualification inspection:

Perform the qualification test as specified in the table IV of IEC255-19-1 and minimum sample size 24.

**Ordering Information**

NT73-2A S 10DC12V 0.36

Coil power consumption : 0.36:0.36W,0.45:0.45W,0.80:0.80W

Coil rated DC Voltage  
3V, 5V, 6V , 9V, 12V, 24V, 48V

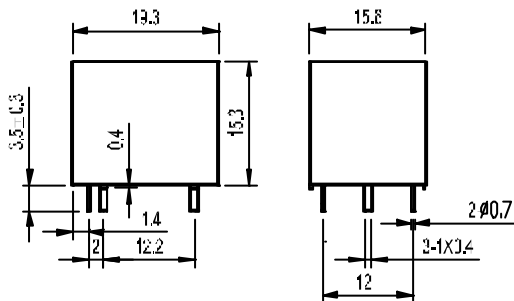
Contact Rating  
5A, 6A 10A,12A,15A/125VAC,28VDC;20A/125VAC,16VDC;  
6A/277VAC ;10A/250VAC; TÜV : 6A/250VAC, 28VDC

S:Sealed type, NIL:Dust Cover

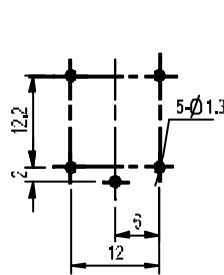
Contact Arrangement : A:1A, B: 1B, C:1C

Part number: NT73-2

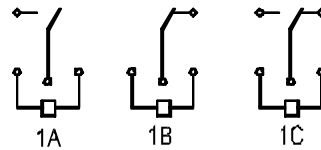
**Dimensions (Unit: mm)**



Dimensions



Mounting (Bottom views)



Wiring diagram  
(Bottom views)

mm	inch
0.3	0.012
0.4	0.016
0.7	0.028
1.0	0.039
1.3	0.051
1.4	0.055
1.0	0.079
3.5	0.138
6	0.236
12	0.472
12.2	0.480
15.3	0.602
15.6	0.614
19.3	0.760

NOTES 1).Dimensions are in millimeter.

2).Inch equivalents are given for general information only.

**Reference Data**

