



**NEC's InGaAsP
MQW-DFB TOSA FOR 2.5 Gb/s
CWDM APPLICATIONS**

**NX8510UD
Series**

FEATURES

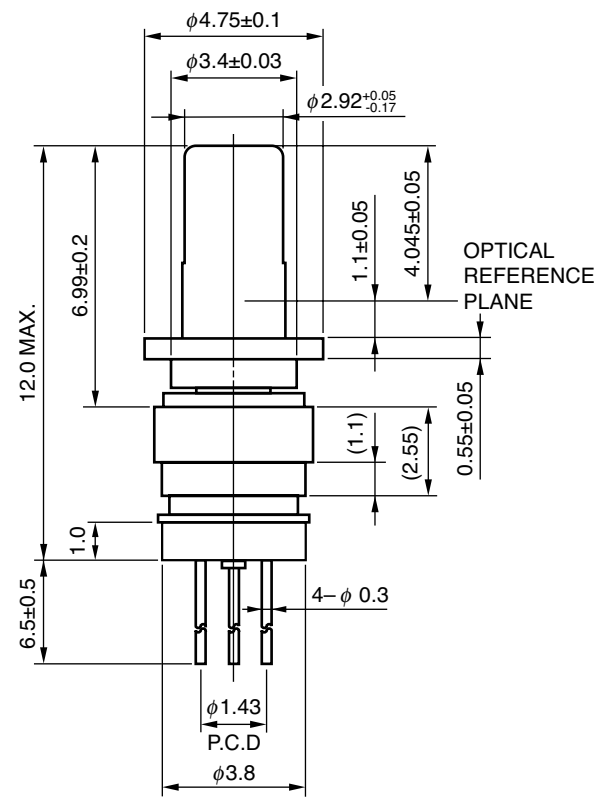
- **INTERNAL OPTICAL ISOLATOR**
- **PEAK EMISSION WAVELENGTH**
 $\lambda_p = 1\ 470$ to $1\ 610$ nm
(Based on ITU-T recommendations)
- **OPTICAL OUTPUT POWER**
 $P_r = 2.0$ mW
- **OPERATING CASE TEMPERATURE RANGE**
 $T_c = -20$ to $+85^\circ\text{C}$
- **LOW THRESHOLD CURRENT**
 $I_{th} = 10$ mA TYP. @ $T_C = 25^\circ\text{C}$
- **SIDE MODE SUPPRESSION RATIO**
SMSR = 40 dB
- **InGaAs MONITOR PIN-PD**
- **SMALL PACKAGE**
 ϕ 3.8 mm TOSA (Total length 12.0 mm MAX.)



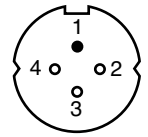
DESCRIPTION

NEC's NX8510UD is a 1 470 to 1 610 nm Multiple Quantum Well (MQW) structured Distributed Feed-Back (DFB) laser diode TOSA (transmitter optical sub-assembly) with InGaAs monitor PIN-PD in a receptacle type package designed for SFF/SFP transceiver with LC duplex receptacle. This device is ideal for 2.5 Gb/s CWDM application.

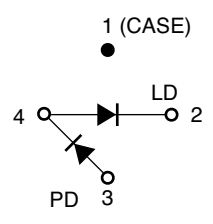
PACKAGE DIMENSIONS (Units in mm)



BOTTOM VIEW



PIN CONNECTIONS



ORDERING INFORMATION

PART NUMBER	PACKAGE
NX8510UD-AZ*	φ 3.8 mm TOSA

NX8510UD xx

Wavelength code : Refer to **Table A**

Package code : Refer to **PACKAGE DIMENSIONS**

***NOTE:**

Please refer to the last page of this data sheet, "Compliance with EU Directives" for Pb-Free RoHS Compliance Information.

ABSOLUTE MAXIMUM RATINGS

PARAMETER	SYMBOL	RATINGS	UNIT
Optical Output Power from Fiber	P _f	5.0	mW
Forward Current of LD	I _F	150	mA
Reverse Voltage of LD	V _R	2.0	V
Forward Current of PD	I _F	2.0	mA
Reverse Voltage of PD	V _R	15	V
Operating Case Temperature	T _C	-20 to +85	°C
Storage Temperature	T _{stg}	-40 to +85	°C
Lead Soldering Temperature	T _{slid}	350 (3 sec.)	°C

ELECTRO-OPTICAL CHARACTERISTICS (T_C = -20 to +85°C, unless otherwise specified)

PARAMETER	SYMBOL	CONDITIONS	MIN.	TYP.	MAX.	UNIT
Operating Voltage	V _{op}	CW, P _f = 2.0 mW		1.1	1.6	V
Threshold Current	I _{th}	CW, T _C = 25°C		10	20	mA
		CW			50	
Optical Output Power from Fiber	P _f	CW, T _C = 25°C, I _f = I _{th} + 20 mA		2.0		mW
Differential Efficiency	η _d	CW, P _f = 2.0 mW, T _C = 25°C	0.07	0.1		W/A
		CW, P _f = 2.0 mW	0.04			
Peak Emission Wavelength	λ _p	CW, P _f = 2.0 mW, RMS (-20 dB), T _C = 35°C	λ _p -2	λ _p *1	λ _p +2	nm
Temperature Dependence of Peak Emission Wavelength	Δλ/ΔT	CW	0.08	0.10	0.12	nm/°C
Side Mode Suppression Ratio	SMSR	CW, P _f = 2.0 mW	30	40		dB
Rise Time	t _r	I _b = I _{th} , 20-80%, P _f = 2.0 mW			100	ps
Fall Time	t _f	I _b = I _{th} , 80-20%, P _f = 2.0 mW			150	ps
Monitor Current	I _m	CW, V _R = 1.5 V, P _f = 1.0 mW	100	500	1 000	μA
Monitor Dark Current	I _D	V _R = 1.5 V, T _C = 25°C		0.1	10	nA
		V _R = 1.5 V		10	100	
Tracking Error ²	γ	CW, I _m = const. (@ P _f = 2.0 mW)	-1.0		1.0	dB
Connector Repeatability	-	With master pigtail	-1.0		1.0	dB

*1 Available Available for CWDM Wavelengths based on ITU-T recommendations

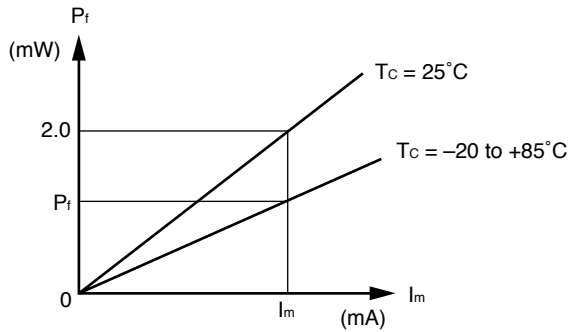
λ_p = 1 470, 1 490, 1 510, 1 530, 1 550, 1 570, 1 590, 1 610 nm

Please refer to **Table A**.

Table A: CWDM wavelength code (@ T_C = 35°C)

WAVELENGTH CODE	MIN. (NM)	TYP. (NM)	MAX. (NM)
47	1 468	1 470	1 472
49	1 488	1 490	1 492
51	1 508	1 510	1 512
53	1 528	1 530	1 532
55	1 548	1 550	1 552
57	1 568	1 570	1 572
59	1 588	1 590	1 592
61	1 608	1 610	1 612

*2 Tracking Error: γ



$$\gamma = \left| 10 \log \frac{P_f}{2.0} \right| \text{ [dB]}$$

Life Support Applications

These NEC products are not intended for use in life support devices, appliances, or systems where the malfunction of these products can reasonably be expected to result in personal injury. The customers of CEL using or selling these products for use in such applications do so at their own risk and agree to fully indemnify CEL for all damages resulting from such improper use or sale.

CEL California Eastern Laboratories, Your source for NEC RF, Microwave, Optoelectronic, and Fiber Optic Semiconductor Devices.
 4590 Patrick Henry Drive • Santa Clara, CA 95054-1817 • (408) 988-3500 • FAX (408) 988-0279 • www.cel.com

DATA SUBJECT TO CHANGE WITHOUT NOTICE

06/28/2004

Subject: Compliance with EU Directives

CEL certifies, to its knowledge, that semiconductor and laser products detailed below are compliant with the requirements of European Union (EU) Directive 2002/95/EC Restriction on Use of Hazardous Substances in electrical and electronic equipment (RoHS) and the requirements of EU Directive 2003/11/EC Restriction on Penta and Octa BDE.

CEL Pb-free products have the same base part number with a suffix added. The suffix –A indicates that the device is Pb-free. The –AZ suffix is used to designate devices containing Pb which are exempted from the requirement of RoHS directive (*). In all cases the devices have Pb-free terminals. All devices with these suffixes meet the requirements of the RoHS directive.

This status is based on CEL’s understanding of the EU Directives and knowledge of the materials that go into its products as of the date of disclosure of this information.

Restricted Substance per RoHS	Concentration Limit per RoHS (values are not yet fixed)	Concentration contained in CEL devices	
		-A	-AZ
Lead (Pb)	< 1000 PPM	Not Detected	(*)
Mercury	< 1000 PPM	Not Detected	
Cadmium	< 100 PPM	Not Detected	
Hexavalent Chromium	< 1000 PPM	Not Detected	
PBB	< 1000 PPM	Not Detected	
PBDE	< 1000 PPM	Not Detected	

If you should have any additional questions regarding our devices and compliance to environmental standards, please do not hesitate to contact your local representative.

Important Information and Disclaimer: Information provided by CEL on its website or in other communications concerning the substance content of its products represents knowledge and belief as of the date that it is provided. CEL bases its knowledge and belief on information provided by third parties and makes no representation or warranty as to the accuracy of such information. Efforts are underway to better integrate information from third parties. CEL has taken and continues to take reasonable steps to provide representative and accurate information but may not have conducted destructive testing or chemical analysis on incoming materials and chemicals. CEL and CEL suppliers consider certain information to be proprietary, and thus CAS numbers and other limited information may not be available for release.

In no event shall CEL’s liability arising out of such information exceed the total purchase price of the CEL part(s) at issue sold by CEL to customer on an annual basis.

See CEL Terms and Conditions for additional clarification of warranties and liability.