



### ■ General Description

The OCP2152 is a 1.5MHz constant frequency, high efficiency, high current, slope compensated current mode PWM step-down DC-DC converter. The device integrates a main switch and a synchronous rectifier for high efficiency without an external Schottky diode. The OCP2152 can operate from a 2.5V to 5.5V input voltage and is ideal for powering portable equipment that runs from a single cell lithium-Ion (Li+) battery. It can supply 1.2A output current and can also run at 100% duty cycle for low dropout operation, extending battery life in portable system. Pulse Skipping Mode operation at light loads provides very low output ripple voltage for noise sensitive applications.

The OCP2152 is offered in small profile 10-Lead MSOP and DFN packages, and is available in an adjustable version and fixed output voltage of 1.2V,1.5V,1.8V and 3.3V.

### ■ Features

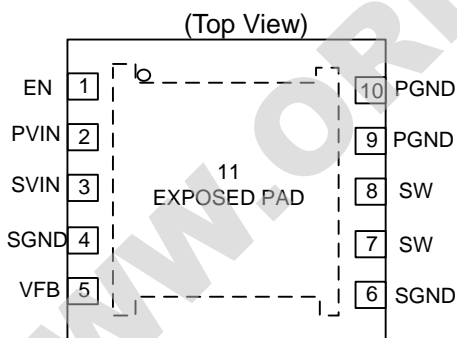
- High Efficiency : Up to 96%
- 1.5MHz Constant Switching Frequency
- 1.2A Output Current
- 2.5V to 5.5V Input Voltage Range
- Output Voltages from 0.6V to 5V
- Low RDS(ON) Internal Switches: 72mΩ(Typ.)
- Available in Fixed Output Voltages of 1.2V,1.5V,1.8V,3.3V and Adjustable Version
- Allow use of ceramic capacitors
- Current Mode Operation for excellent line and load transient Response
- Short-Circuit Protection
- Low Dropout Operation:100% Duty Cycle
- Low Shutdown Current:  $I_{shutdown} < 1\mu A$
- Small 10-Lead MSOP and DFN Packages

### ■ Applications

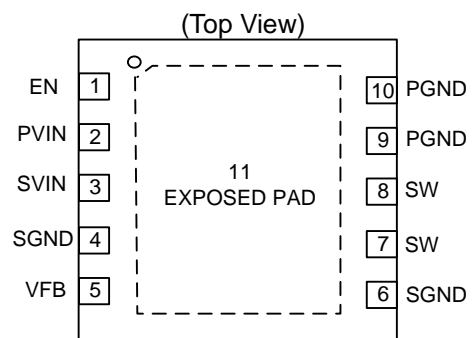
- Portable Instruments
- Digital Cameras
- Cellular and Smart Telephones
- PDAs
- DSP Core Supplies

### ■ Pin Configuration

1) MSOP-10



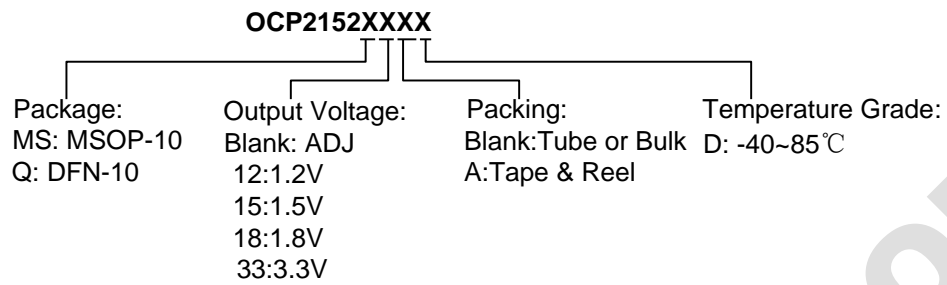
2) DFN-10



Pin Number	Pin Name	Pin Function
1	EN	Chip Enable ;EN=VIN, Enable; EN=GND, Disable
2	PVIN	Power Supply Pin
3	SVIN	Signal Supply Pin
4,6	SGND	Signal Ground Pin
5	VFB/VOUT	Feedback Input Pin. It receives the feedback voltage from the external resistive divider across the output. Output voltage feedback Pin. An internal resistive divider divides the output voltage down for comparison to the internal reference voltage.
7,8	SW	Power Switch Output
9,10	PGND	Power Ground
11	EXPOSED PAD	Power Ground. It must be connect to ground properly.



■ Ordering Information



注：想进一步了解产品咨询，请直接点击[申请样品](#)。我们会第一时间联系您！谢谢！

WWW.ORIENT-CHIP.COM