



Charlottesville, VA USA
www.isotemp.com

OCXO 143-3

PHONE: (434) 295-3101
FAX: (434) 977-1849

CRYSTAL OSCILLATOR SPECIFICATION

This specification defines the operating characteristics of an ovenized crystal oscillator. Long term stability is assured through use of premium components.

REV	DESCRIPTION OF REVISION	BY	APV	DATE
-		TST	TST	12-11-2000
A	7.3. was 125-543. 1.5. was 40% to 60%.	BTG	TST	01-20-2004
B	7.3. was 125-569.	LRB	JRD	04-07-2005

ISOTEMP RESEARCH INC. CHARLOTTESVILLE, VA. USA	CODE ID	MODEL NO.	PAGE OF TOTAL		DWG. NO.	REV.
	31785	OCXO 143-3	1	3	114-1003	B



OCXO 143-3

Charlottesville, VA USA
www.isotemp.com

- 1. OUTPUT
 - 1.1. Frequency 10.000 MHz
 - 1.2. Waveform Rectangular
 - 1.3. Level HCMOS
 - 1.4. Load 20 pF
 - 1.5. Duty cycle 45% to 55% @ +2.5 VDC
 - 1.6. Spurious < -60 dBc

- 2. FREQUENCY STABILITY
 - 2.1. Ambient < $\pm 2 \times 10^{-8}$ from 0°C to +70°C (referenced to +25°C)

 - 2.2. Aging
 - a. At time of shipment < $\pm 1 \times 10^{-9}$ /day
 - b. After indefinite storage
 - i. Daily < $\pm 1 \times 10^{-9}$ after 30 days
 - ii. Yearly < $\pm 1 \times 10^{-7}$
 - iii. 10 years < $\pm 3.5 \times 10^{-7}$
 - 2.3. Voltage < $\pm 1 \times 10^{-8}$ / $\pm 5\%$ change
 - 2.4. Warm-up < $\pm 1 \times 10^{-8}$ in 3 minutes @ +25°C (referenced to 4 hours)

 - 2.5. Phase noise
 - a. @ 10 Hz < -115 dBc
 - b. @ 100 Hz < -135 dBc

- 3. ELECTRICAL FREQUENCY ADJUSTMENT (PIN = "VCO INPUT")
 - 3.1. Range > $\pm 4 \times 10^{-7}$
< $\pm 10 \times 10^{-7}$ (At time of shipment)
(Referenced to nominal frequency)

 - 3.2. Control 0 VDC to Vref (+4 VDC) or
a 20 k Ω potentiometer connected
between the "REFERENCE VOLTAGE" pin
and "0 VOLTS & CASE" pin with wiper
connected to "VCO INPUT" pin.

 - 3.3. Slope Positive
 - 3.4. Center +2.0 VDC ± 0.6 VDC
(control voltage at which nominal
frequency occurs at time of shipment)

 - 3.5. Linearity < $\pm 10\%$
 - 3.6. Input impedance > 50 k Ω

ISOTEMP RESEARCH INC. CHARLOTTESVILLE, VA. USA	CODE ID	MODEL NO.	PAGE OF TOTAL		DWG. NO.	REV.
	31785	OCXO 143-3	2	3	114-1003	B



Charlottesville, VA USA
www.isotemp.com

OCXO 143-3

- 4. INPUT POWER (PIN = "+VDC")
 - 4.1. Voltage +5 VDC ±5%
 - 4.2. Current < 700 mA @ turn on
 - 4.3. Steady state < 1.5 Watts @ +25°C

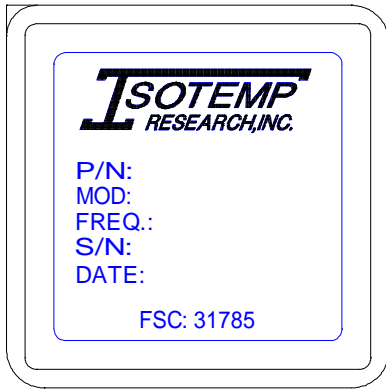
- 5. REFERENCE VOLTAGE (PIN = "REFERENCE VOLTAGE"), an output
 - 5.1. Voltage +4 VDC ±5%
 - 5.2. Load > 4 kΩ
 - 5.3. Temperature stability < ±0.010 VDC
(Over temperature range in 2.1.)

- 6. ENVIRONMENTAL
 - 6.1. Humidity MIL-STD-202, Method 103B, Test Condition A (95% R.H. @ +40°C, non-condensing, 240 hours)
 - 6.2. Storage temperature -50°C to +105°C
 - 6.3. Vibration (non-operating) MIL-STD-202 Method 201A. (0.06" Total p-p, 10 to 55 Hz)
 - 6.4. Shock (non-operating) MIL-STD-202, Method 213B, Test Condition J. (30 g, 11 ms half-sine)
 - 6.5. Seal MIL-STD-202 Method 112C, Test Condition D.

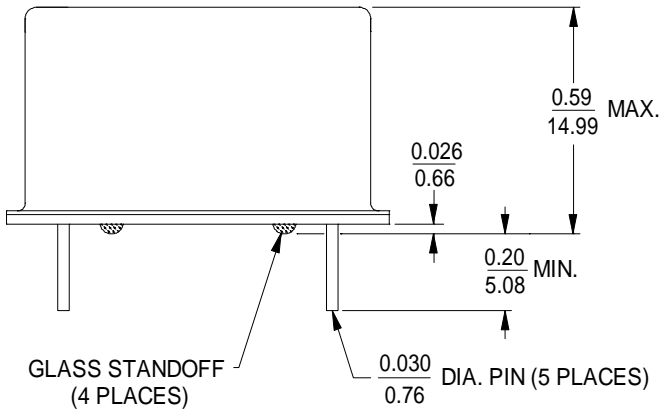
- 7. MECHANICAL
 - 7.1. Applicable series OCXO 143 series
 - 7.2. Model number OCXO 143-3
 - 7.3. Outline drawing 125-606

NOTE: This unit is available with Sine wave output as OCXO 143-2.

ISOTEMP RESEARCH INC. CHARLOTTESVILLE, VA. USA	CODE ID	MODEL NO.	PAGE OF TOTAL		DWG. NO.	REV.
	31785	OCXO 143-3	3	3	114-1003	B

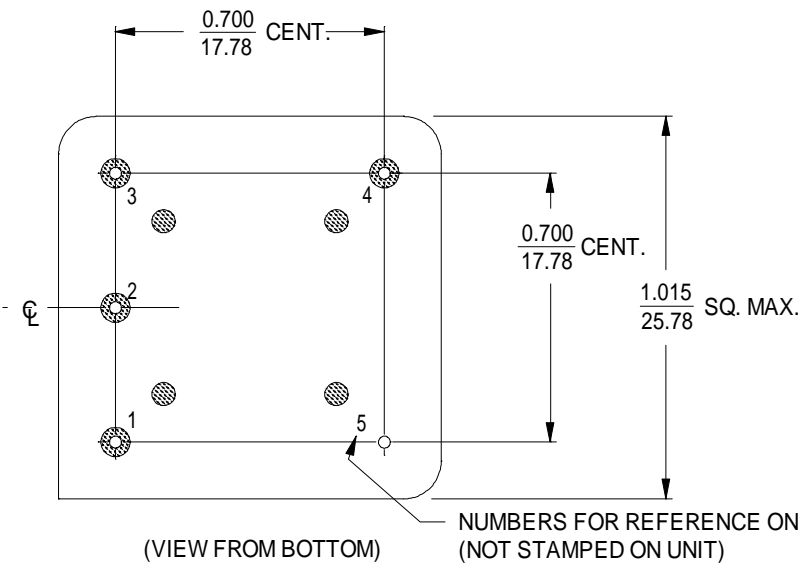


(VIEW FROM TOP)



PIN CONNECTIONS	
PIN	FUNCTION
1 (See Note 1)	VCO INPUT or NOT CONNECTED
2 (See Note 1)	REFERENCE VOLTAGE or NOT CONNECTED
3	+VDC
4	R.F. OUTPUT
5	0 VOLTS & CASE

Note 1. If the specification does not specify parameters for either PIN1 or PIN2 then that respective PIN is NOT internally CONNECTED.



(VIEW FROM BOTTOM)

NUMBERS FOR REFERENCE ONLY
(NOT STAMPED ON UNIT)

$\frac{\text{INCH}}{\text{mm}}$ (REFERENCE ONLY)

Form NO. 120-081E



OSCILLATORS

Charlottesville, Virginia USA

NAME: OUTLINE DRAWING
(OCXO 143 SERIES)

CODE I.D. NO.
31785

SCALE: 2:1
DWN. BY: DAG

DATE: 09-23-2002
APPR'D. BY: TST

TOLERANCES
UNLESS OTHERWISE SPECIFIED:
ANGLES: ±1 DEGREE
FRACTIONS: ±1/32 INCH
DECIMALS: .XX ± .015, .XXX ± .010 INCH

MATERIAL: STEEL
FINISH: NICKEL
MARK: LABEL

LET REVISION BY APP DATE

DWG: 125-606
REV: -
SHT: 1 OF 1