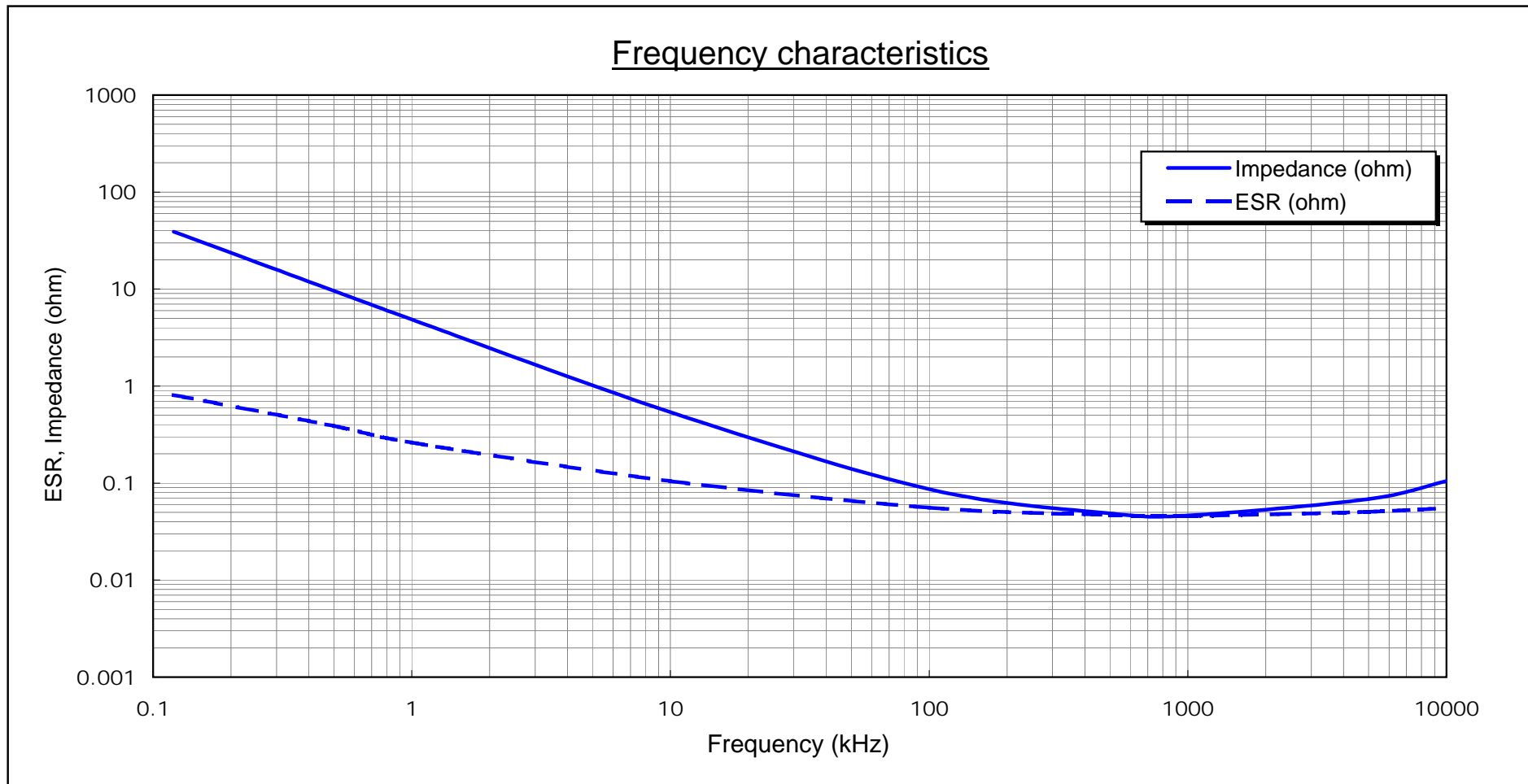


# OS-CON DATA SHEET

OS-CON 10SVP33M

No.OS02N-DFSVP011

Frequency (kHz)	0.12	0.5	1	10	100	500	1000	5000	10000
Impedance (ohm)	38.90	9.57	4.86	0.539	0.087	0.049	0.046	0.068	0.105
ESR (ohm)	0.81	0.39	0.26	0.105	0.056	0.047	0.046	0.051	0.055



Measuring equipment: HP4194A  
Test fixture: HP16047C  
Measuring position: root of leads

OS Engineering Department, OS-CON Control Department  
Saga SANYO Industries Co., Ltd.

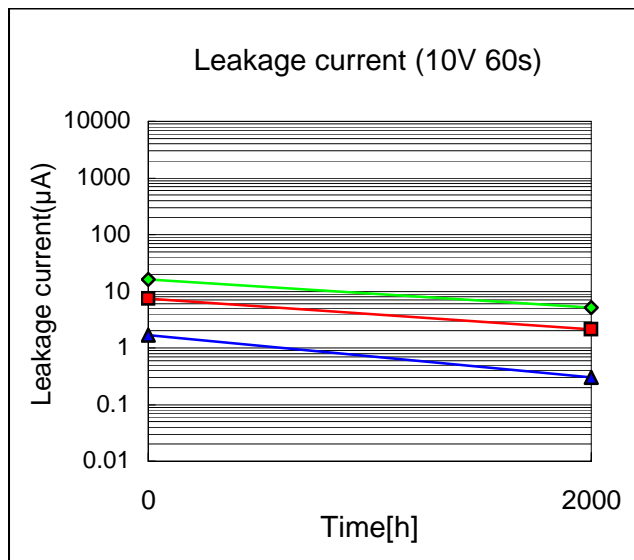
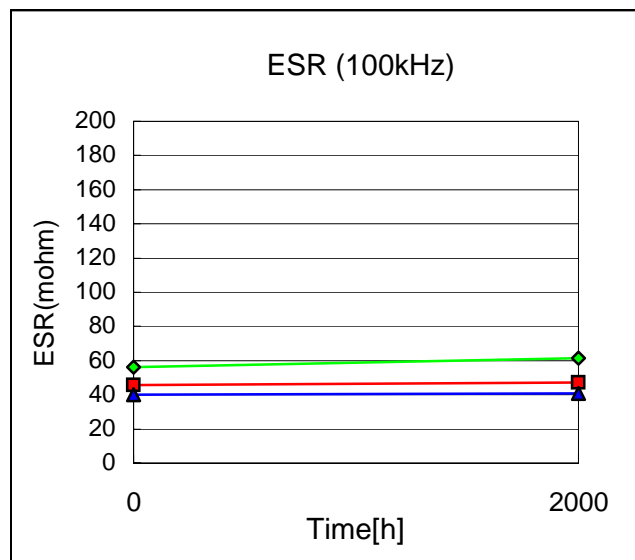
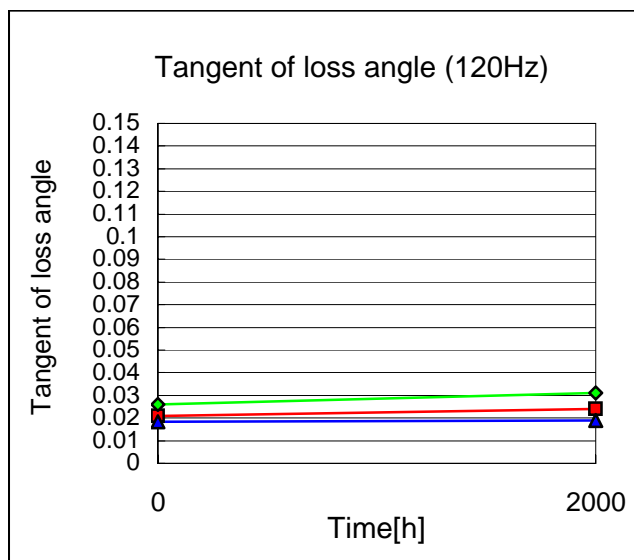
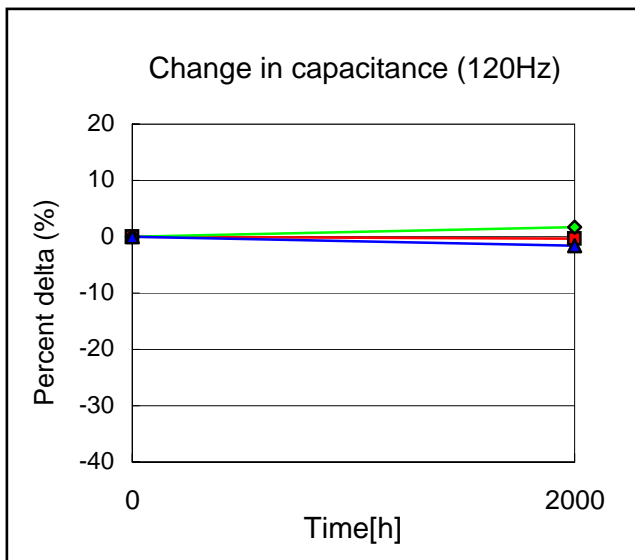
n = 3p.(Ave.)  
Room temperature

# OS-CON DATA SHEET

**OSCON**™ SVP series

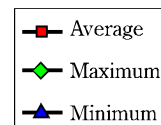
SANYO

Test item Endurance (After V.P.S test)	Test temperature 105 deg.C	Model 10SVP33M
	Applied voltage 10 V	Lot No. 041902081



Note: n =30p.

Note: V.P.S test conditions : 230deg.Cx75sx2times  
(V.P.S = Vapor Phase Soldering method)



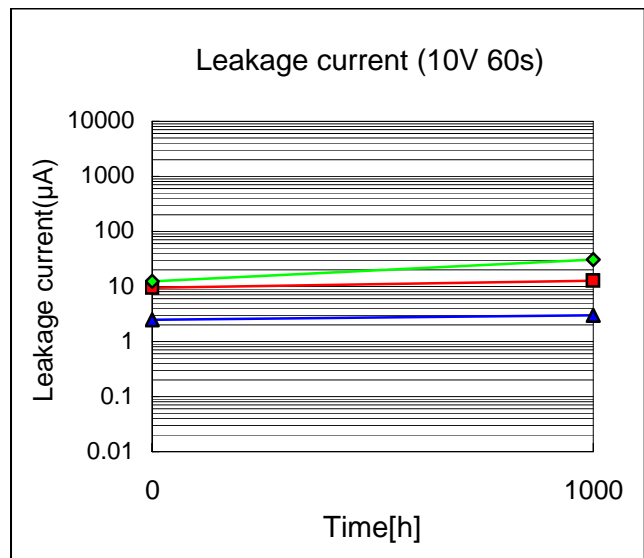
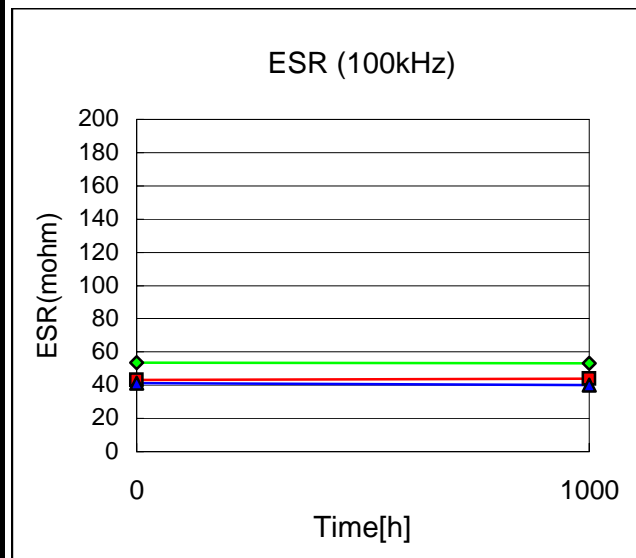
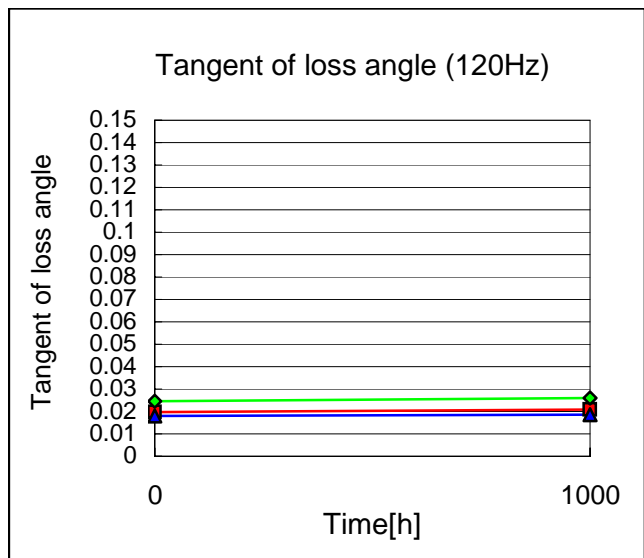
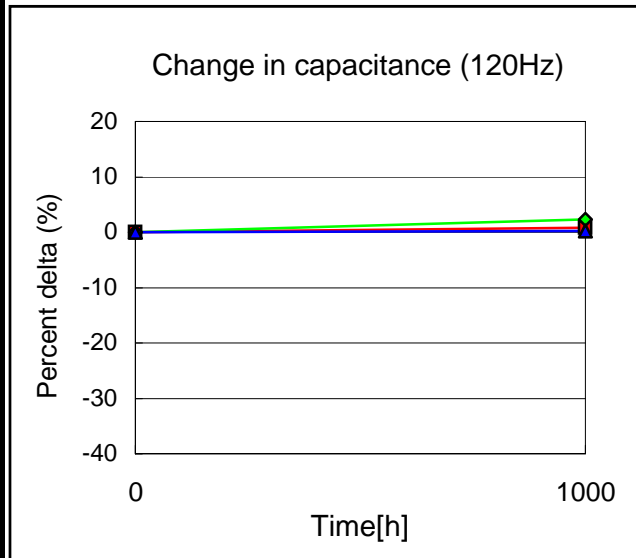
Start on June 5, 2000	Executed by M. Koyama	
End on August 31, 2000	Drawn by M. Kimura	No.OS02D-DESVP011
OS Engineering Department, OS-CON Control Department, Saga SANYO Industries Co., Ltd.		

# OS-CON DATA SHEET

**OSCON**™ SVP series

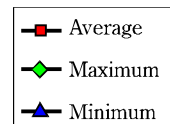
SANYO

Test item Damp heat (Steady state) (After V.P.S test)	Test temperature 60 deg. C	Model 10SVP33M
	Test humidity 90%RH	Lot No. 041902081



Note: n =20p.

Note: V.P.S test conditions : 230deg.Cx75sx2times  
(V.P.S = Vapor Phase Soldering method)



Start on June 5, 2000	Executed by M. Koyama	
End on July 16, 2000	Drawn by M. Kimura	No.OS02D-DHSVP011
OS Engineering Department, OS-CON Control Department, Saga SANYO Industries Co., Ltd.		