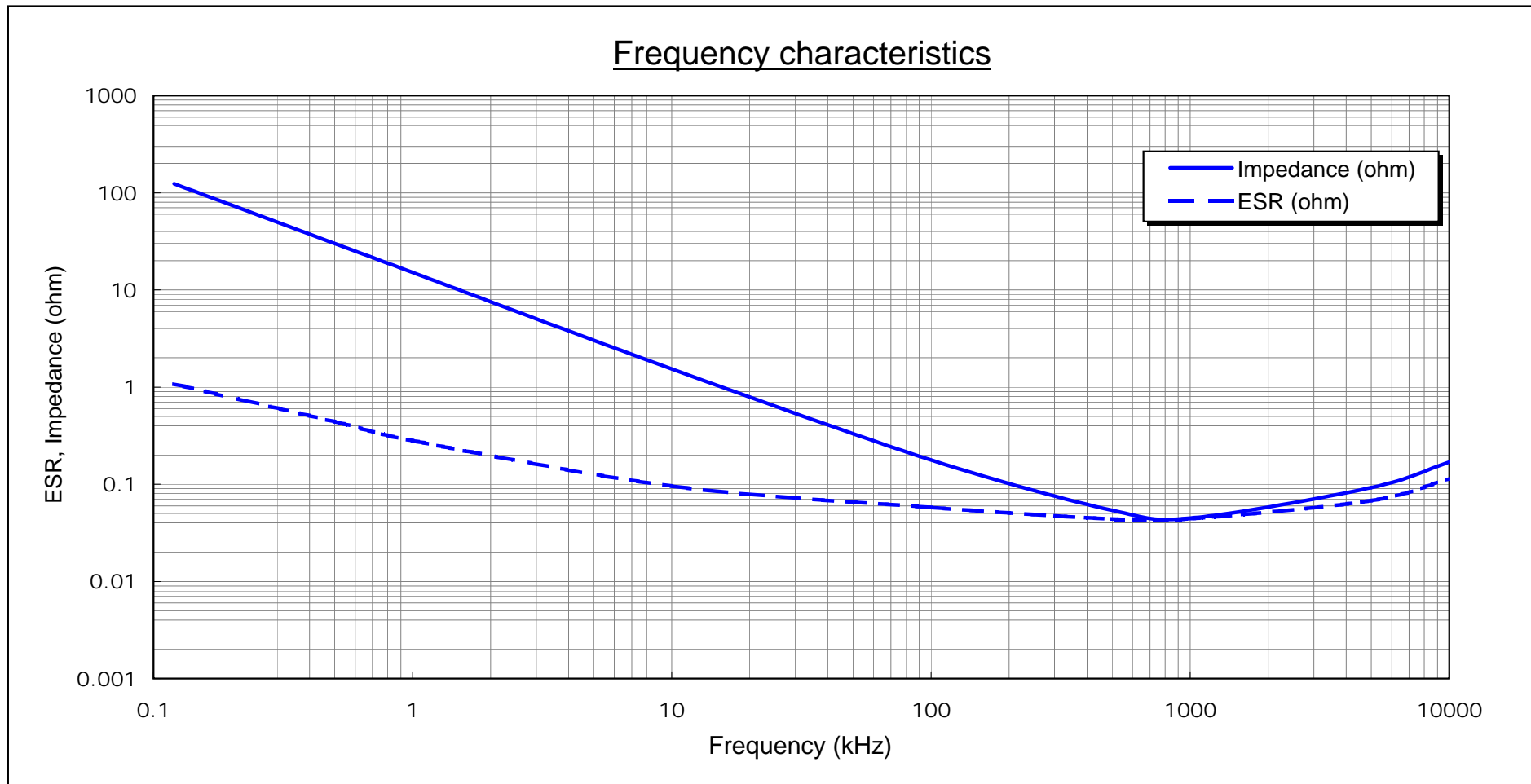


OS-CON DATA SHEET

OS-CON 20SVP10M

No.OS02N-DFSVP008

Frequency (kHz)	0.12	0.5	1	10	100	500	1000	5000	10000
Impedance (ohm)	123.900	29.993	15.133	1.533	0.177	0.054	0.045	0.092	0.169
ESR (ohm)	1.077	0.442	0.281	0.096	0.058	0.044	0.044	0.068	0.114



Measuring equipment: HP4194A
Test fixture: HP16047C
Measuring position: root of leads

OS Engineering Department, OS-CON Control Department
Saga SANYO Industries Co., Ltd.

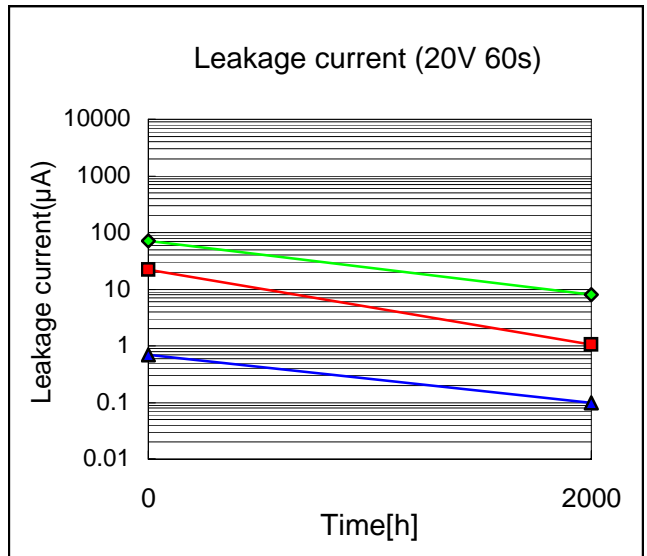
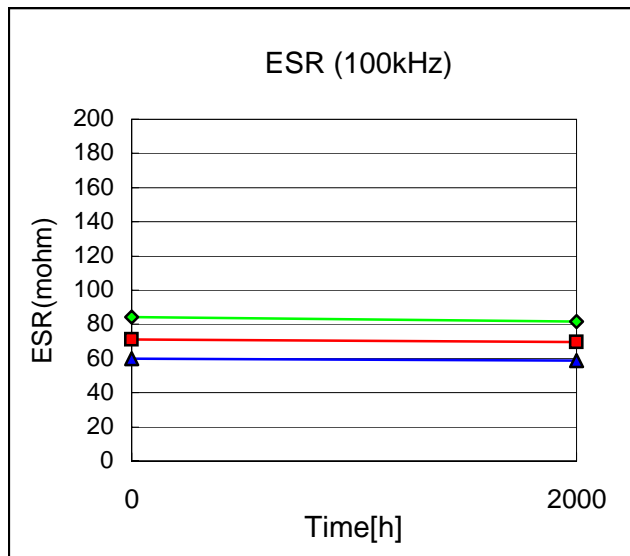
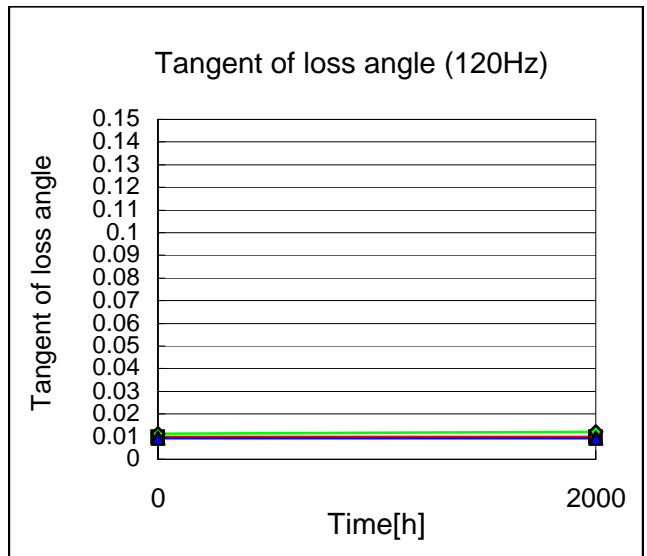
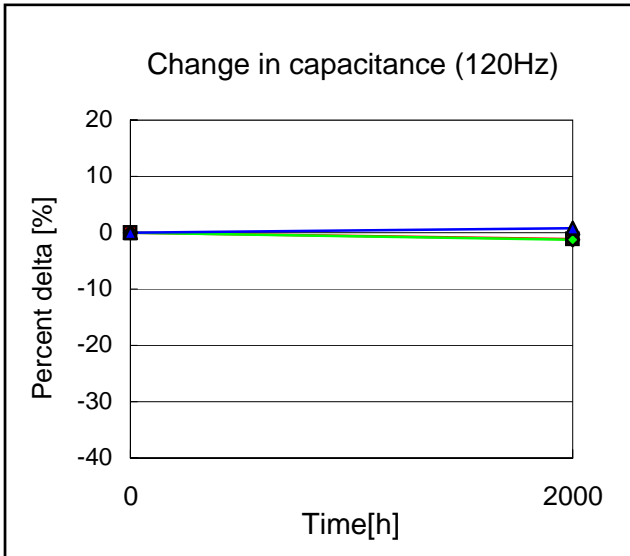
n = 3p.(Ave.)
Room temperature

OS-CON DATA SHEET

OS-CON™ SVP series

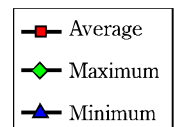


Test item Endurance (After V.P.S test)	Test temperature 105 deg.C	Model 20SVP10M
	Applied voltage 20V	Lot No. 1N2902821



Note: n =30p.

V.P.S test conditions : 230deg.Cx75sx2times
(V.P.S=Vapor Phase Soldering method)



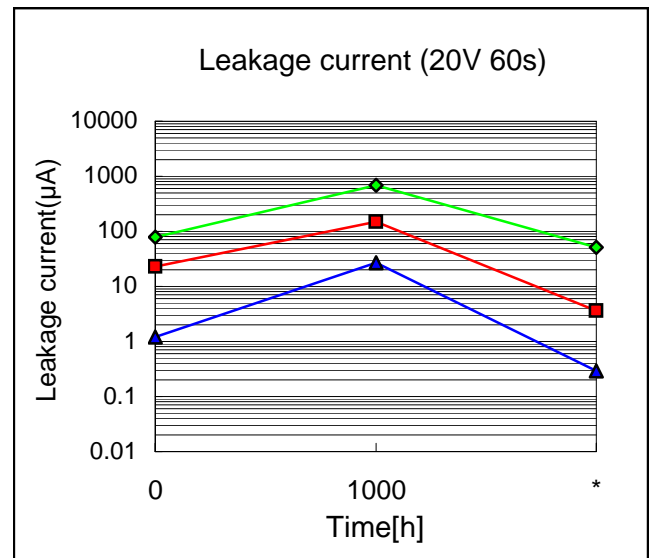
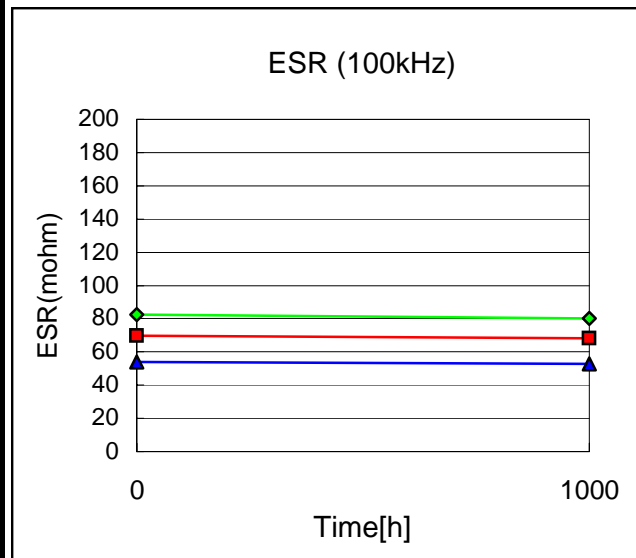
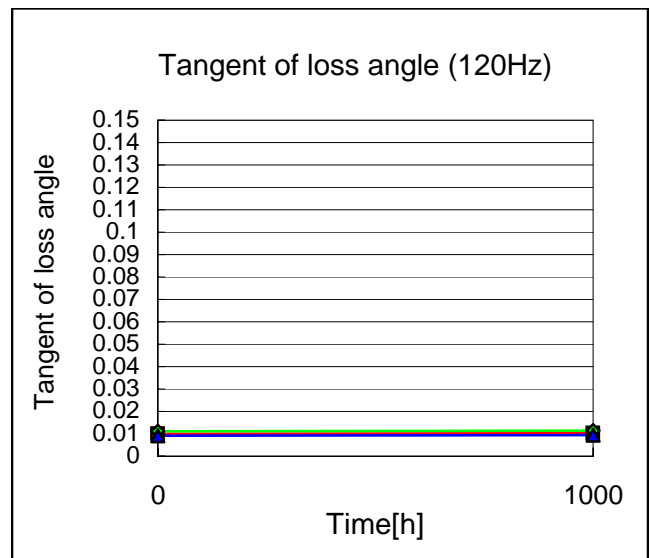
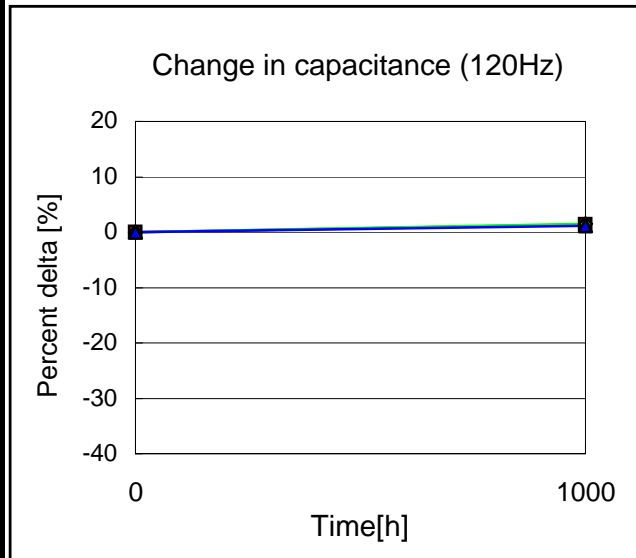
Start on December 26, 2001	Executed by R. Kawachino	
End on March 19, 2002	Drawn by S. Yoshino	No.OS02D-DESV008
OS Engineering Department, OS-CON Control Department, Saga SANYO Industries Co., Ltd.		

OS-CON DATA SHEET

OS-CON™ SVP series

SANYO

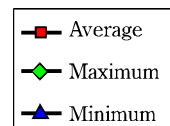
Test item Damp heat (Steady state) (After V.P.S test)	Test temperature 60 deg.C	Model 20SVP10M
	Test humidity 90% RH	Lot No. 1N2902821



Note: n =20p.

V.P.S test conditions : 230deg.Cx75sx2times
 (V.P.S = Vapor Phase Soldering method)

*Voltage Processing: Applying rated voltage for 120 min at 105deg.C.



Start on December 26, 2001	Executed by S. Yoshino	
End on February 6, 2002	Drawn by S. Yoshino	No.OS02D-DHSVP008
OS Engineering Department, OS-CON Control Department, Saga SANYO Industries Co., Ltd.		