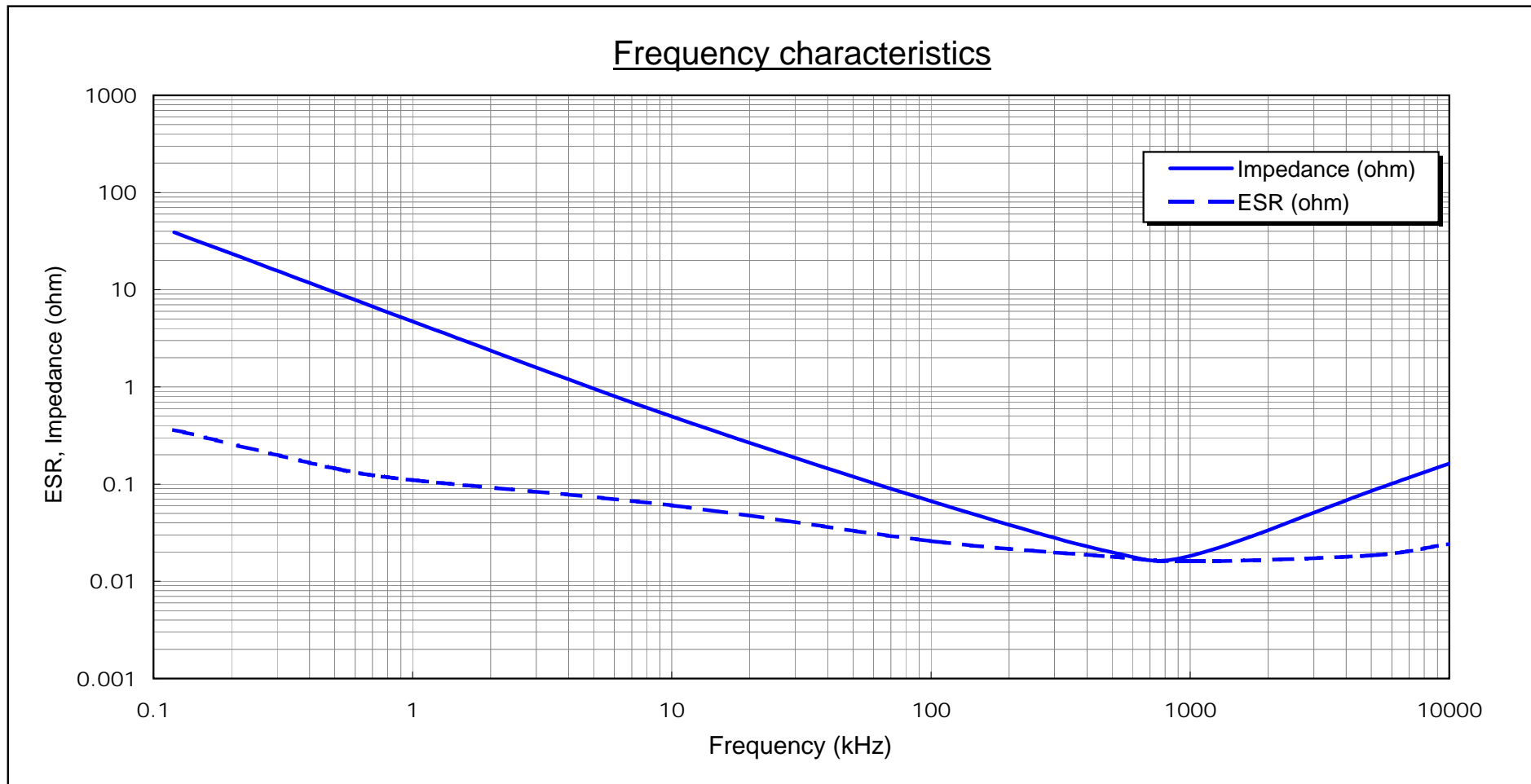


OS-CON DATA SHEET

OS-CON 25SVP33M

No.OS02N-DFSVP047

Frequency (kHz)	0.12	0.5	1	10	100	500	1000	5000	10000
Impedance (ohm)	38.917	9.405	4.720	0.496	0.067	0.020	0.018	0.085	0.163
ESR (ohm)	0.361	0.145	0.110	0.060	0.026	0.018	0.016	0.018	0.024



Measuring equipment: HP4194A
Test fixture: HP16047C
Measuring position: root of leads

OS Engineering Department, OS-CON Control Department
Saga SANYO Industries Co., Ltd.

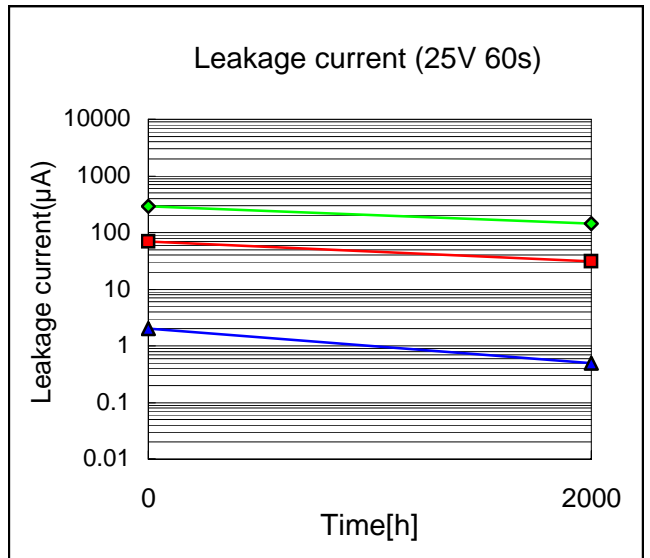
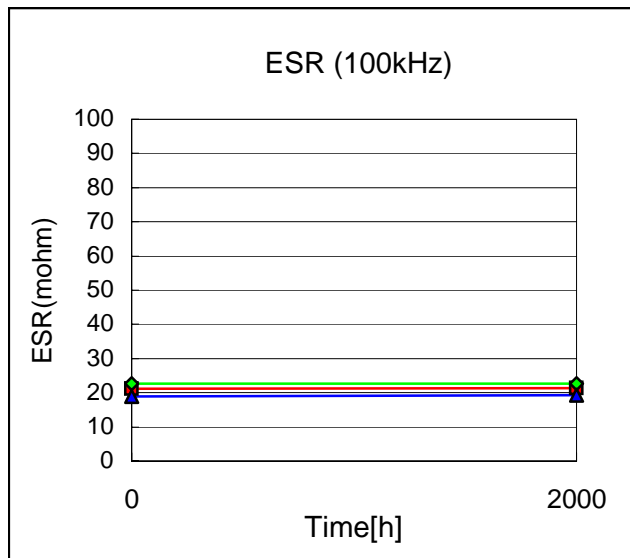
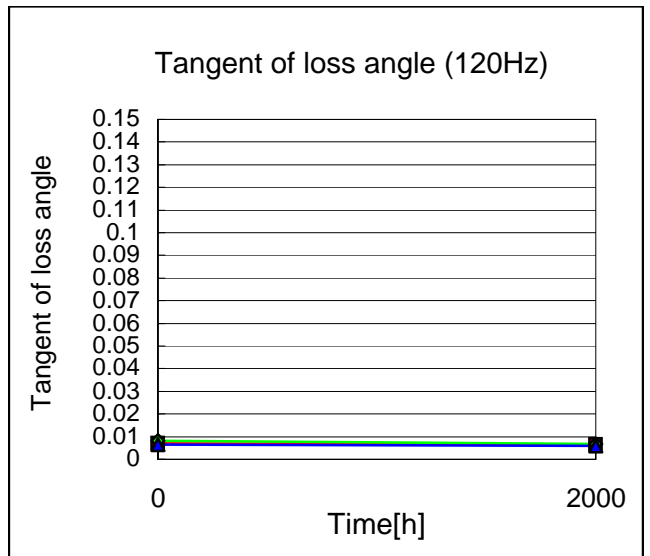
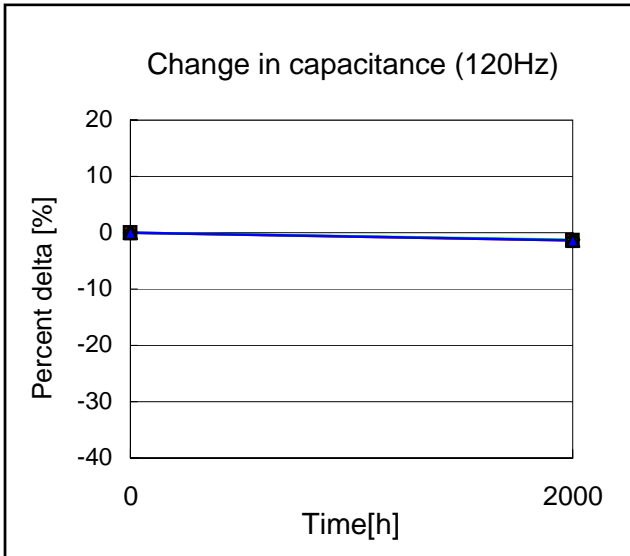
n = 3p.(Ave.)
Room temperature

OS-CON DATA SHEET

OS-CON™ SVP series

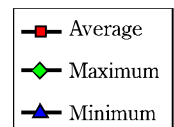


Test item Endurance (After V.P.S test)	Test temperature 105 deg.C	Model 25SVP33M
	Applied voltage 20V	Lot No. 001002541



Note: n =30p.

V.P.S test conditions : 230deg.Cx75sx2times
(V.P.S = Vapor Phase Soldering method)



Start on November 1, 2000	Executed by M. Koyama	
End on January 23, 2001	Drawn by M. Kimura	No.OS02D-DESV047

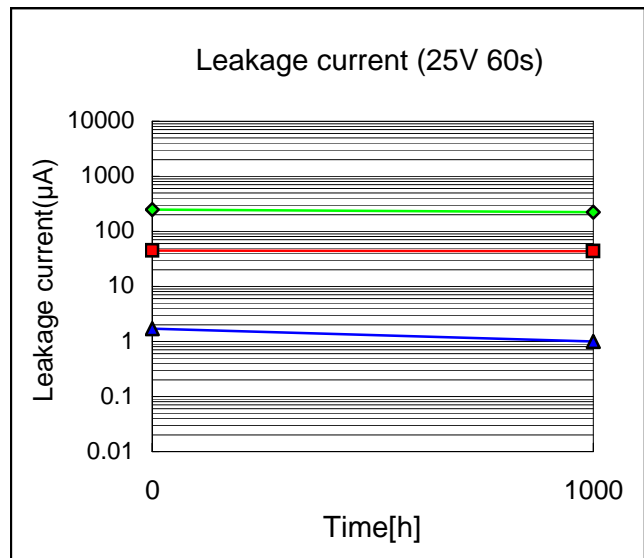
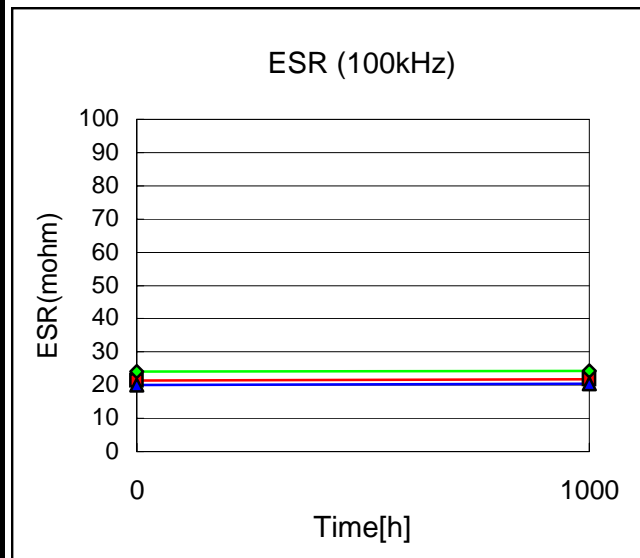
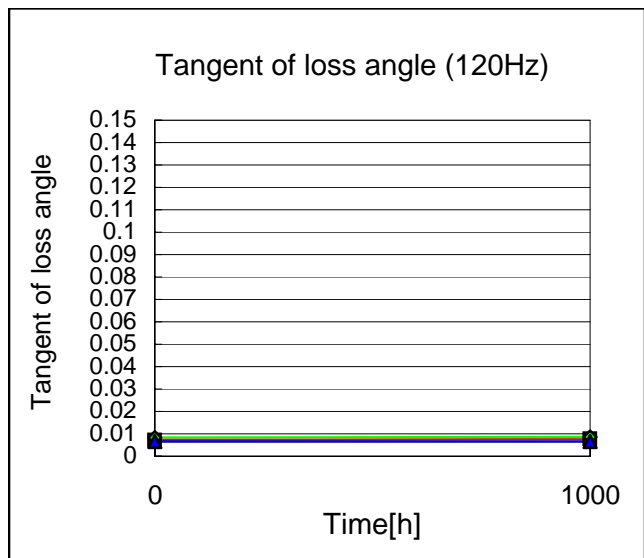
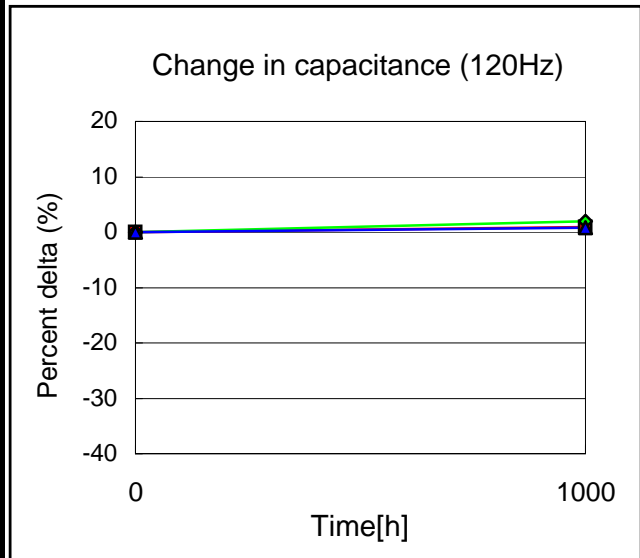
OS Engineering Department, OS-CON Control Department, Saga SANYO Industries Co., Ltd.

OS-CON DATA SHEET

OS-CON™ SVP series

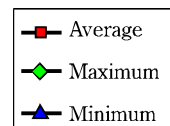


Test item Damp heat (Steady state) (After V.P.S test)	Test temperature 60 deg.C	Model 25SVP33M
	Test humidity 90% RH	Lot No. 001002541



Note: n =20p.

V.P.S test conditions : 230deg.Cx75sx2times
 (V.P.S = Vapor Phase Soldering method)



Start on November 1, 2000	Executed by M. Koyama	
End on December 13, 2000	Drawn by M. Kimura	No.OS02D-DHSVP047
OS Engineering Department, OS-CON Control Department, Saga SANYO Industries Co., Ltd.		