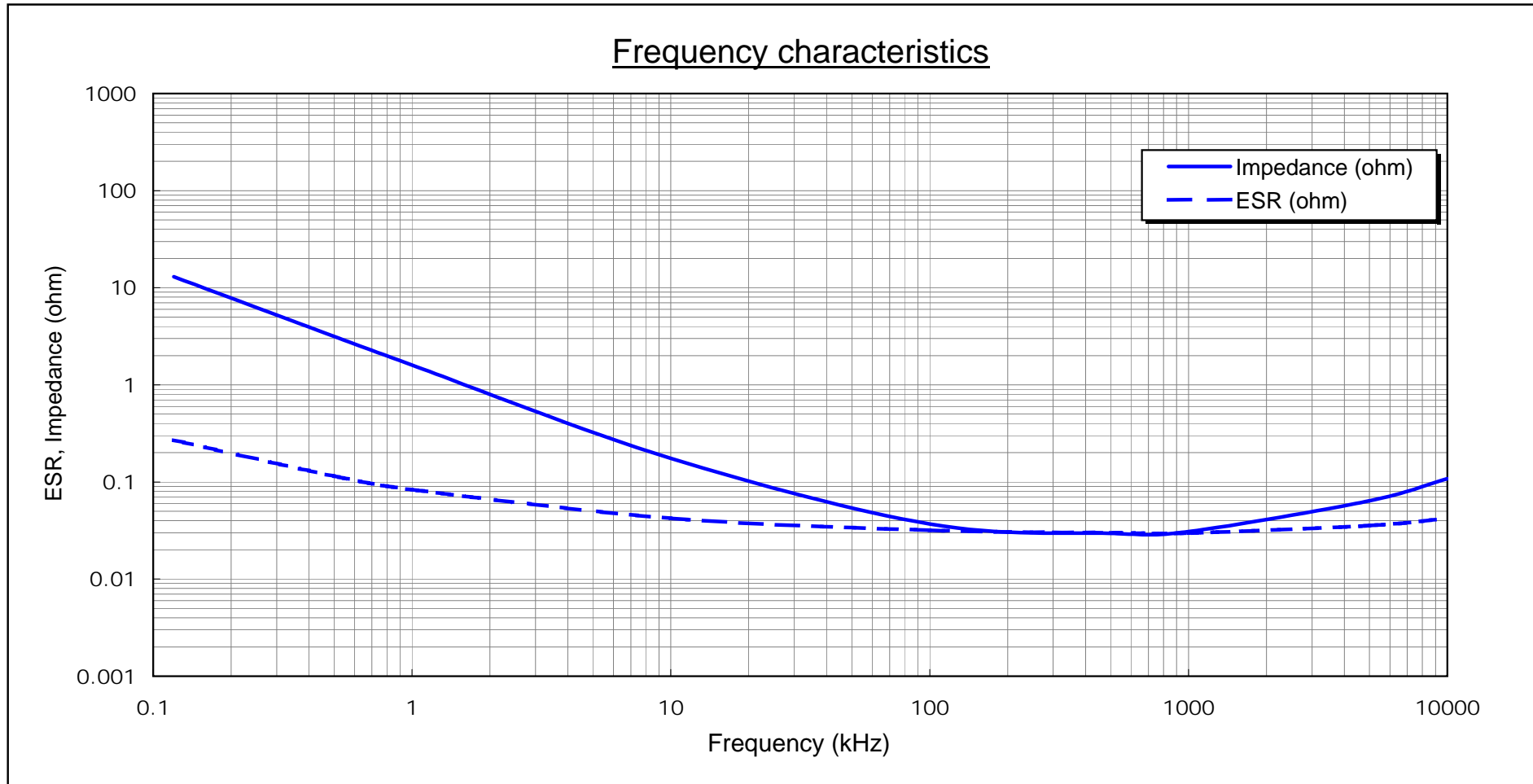


# OS-CON DATA SHEET

OS-CON 6SVP100M

No.OS02N-DFSVP022

Frequency (kHz)	0.12	0.5	1	10	100	500	1000	5000	10000
Impedance (ohm)	12.98	3.16	1.60	0.175	0.037	0.030	0.031	0.064	0.108
ESR (ohm)	0.27	0.11	0.08	0.042	0.032	0.030	0.030	0.036	0.042



Measuring equipment: HP4194A  
Test fixture: HP16047C  
Measuring position: root of leads

OS Engineering Department, OS-CON Control Department  
Saga SANYO Industries Co., Ltd.

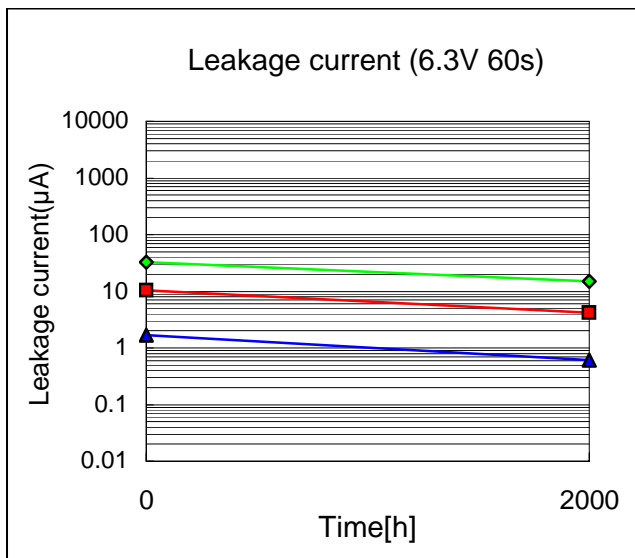
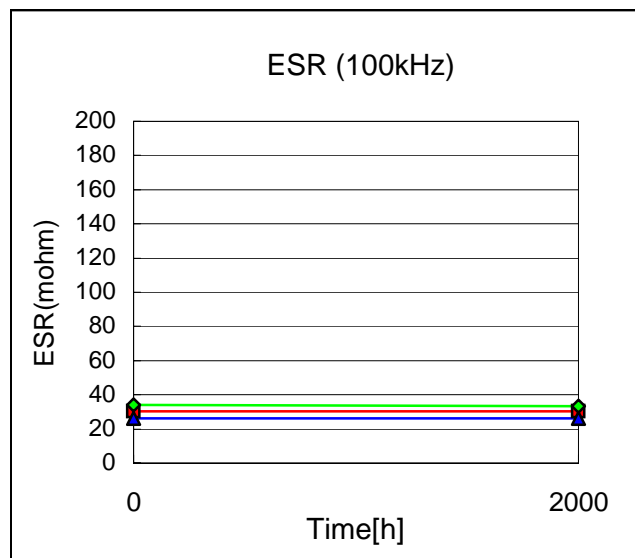
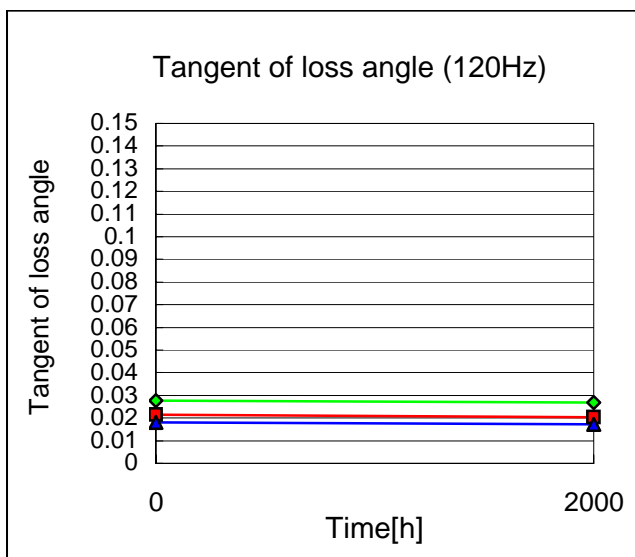
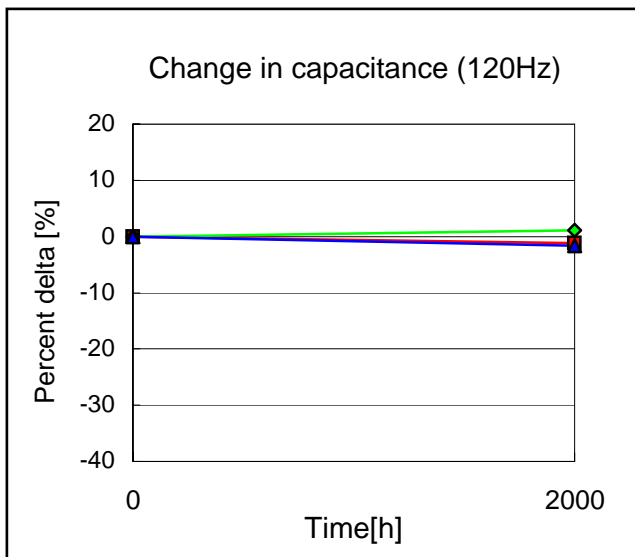
n = 3p.(Ave.)  
Room temperature

# OS-CON DATA SHEET

**OSCON**™ SVP series

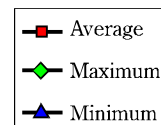
SANYO

Test item Endurance (After V.P.S test)	Test temperature 105 deg. C	Model 6SVP100M
	Applied voltage 6.3 V	Lot No. 140102301



Note: n =30p.

Note: V.P.S test conditions : 230deg.Cx75sx2times  
(V.P.S = Vapor Phase Soldering method)



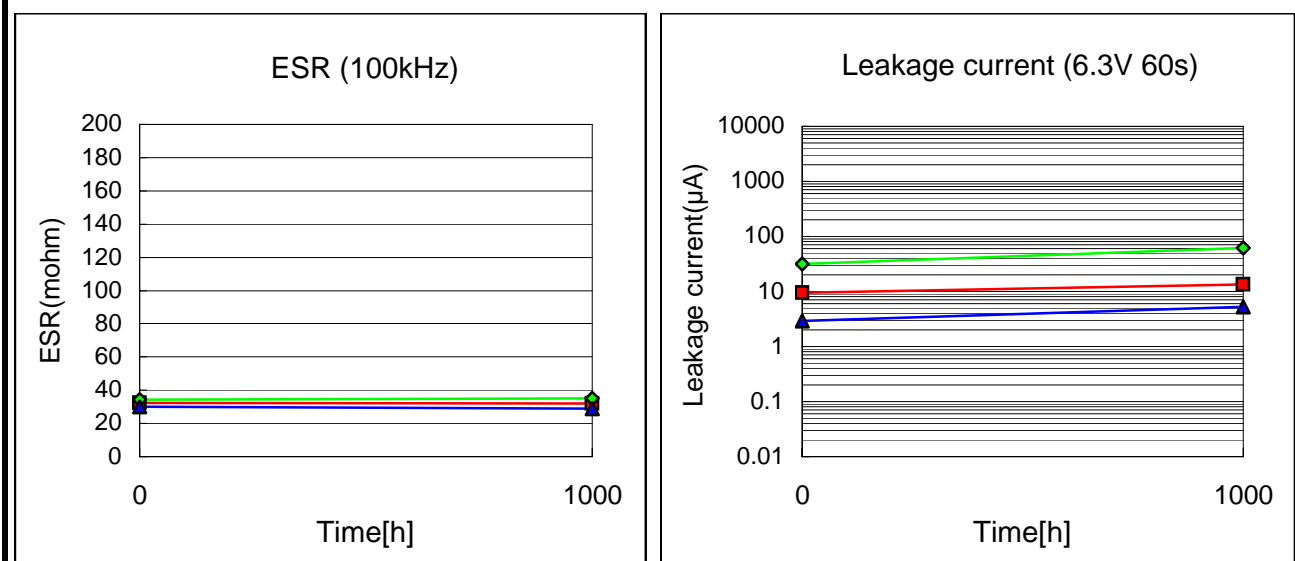
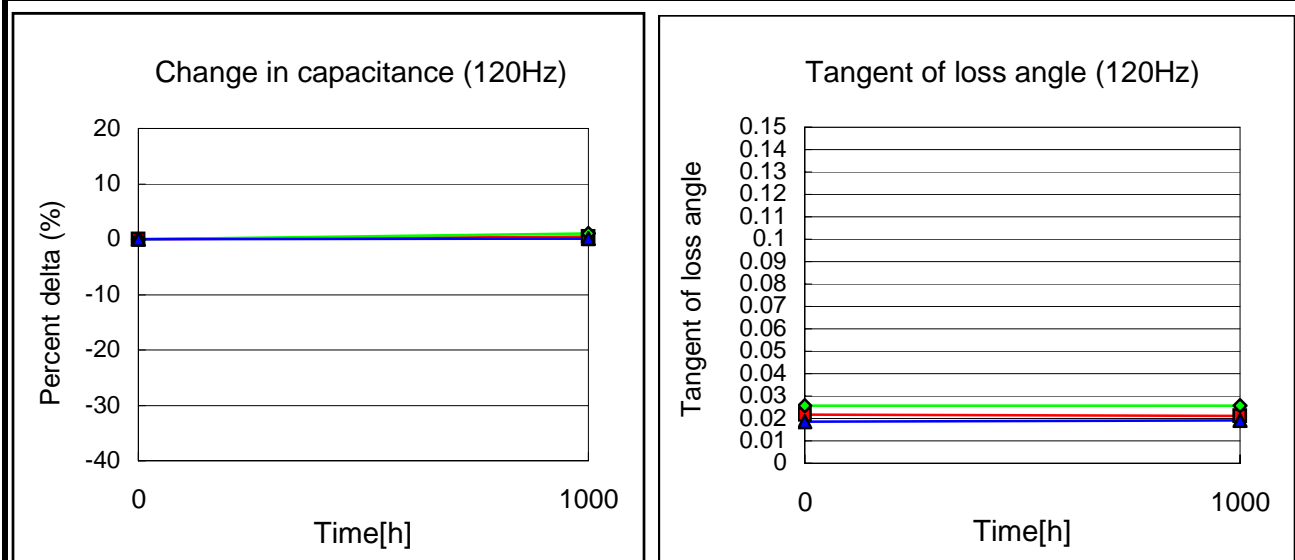
Start on April 17, 2001	Executed by M. Koyama	
End on July 10, 2001	Drawn by M. Kimura	No.OS02D-DESVP022
OS Engineering Department, OS-CON Control Department, Saga SANYO Industries Co., Ltd.		

# OS-CON DATA SHEET

**OSCON**™ SVP series


SANYO

Test item Damp heat (Steady state) (After V.P.S test)	Test temperature 60 deg.C	Model 6SVP100M
	Test humidity 90 % RH	Lot No. 140102301



Note: n =20p.

Note: V.P.S test conditions : 230deg.Cx75sx2times  
(V.P.S = Vapor Phase Soldering method)



Start on May 12, 2001	Executed by M. Koyama	
End on June 22, 2001	Drawn by M. Kimura	No.OS02D-DHSVP022
OS Engineering Department, OS-CON Control Department, Saga SANYO Industries Co., Ltd.		