

OT Type For PECL/LVDS Multiplier Crystal Oscillator

RoHS Compliant Standard

FEATURE

1. Typical 7.0 x 5.0 x 1.6mm 6 Pads ceramic SMD package.
2. Tight symmetry (45 to 55%) available.
3. High frequency up to 700MHz.
4. Low phase jitter.
5. Complementary output.
6. Grounded cover for reduced EMI.
7. Packing: Tape & Reel, 1000/3000 pcs per Reel.



Actual Size



ORDERING INFORMATION

O	T	E	M	G	C	L	-	N	F	-	?
XO	Package (mm)	Supply Voltage (V)	Tri-State Function	Freq. Stability (ppm)	Temp. Range (°C)	Output Logic and Symmetry	Dash	Appearance	Lead Free	Dash	Freq.(MHz)
	7.0x5	E: 3.3	M: Multiplier.(PLL) with Tri-State	D: ± 25 G: ± 50 H: ± 100	I: -10~+60 C: -20~+70 L: -40~+85	L: PECL/50±5% V: LVDS/50±5%		N:Normal	F:RoHS Compliant		xx.xxxxxx

Ordering Example: OTEMGCL-NF-320.000000 MHz

XO T-TYPE; V_{DD}: 3.3V; Multiplier (PLL) with Tri-State; Freq. Stability: ±50ppm; Temp. Range: -20°C to +70°C; PECL output, Symmetry: 50±5%; Normal Appearance; RoHS Compliant; Freq. 320.000000MHz.

FREQ. STABILITY vs. TEMP. RANGE

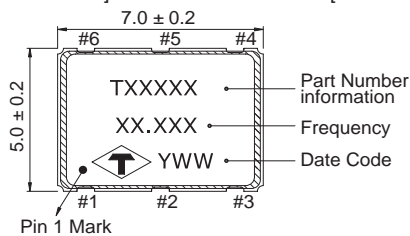
Temp.(°C)	ppm	D:±25	G:±50
I	-10~ +60	○	○
C	-20~ +70	△	○
L	-40~ +85	x	○

○:Standard △:Available (case by case)

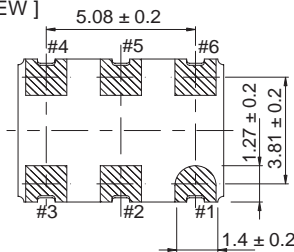
x:Not available

OUTLINE DRAWING

[TOP VIEW]

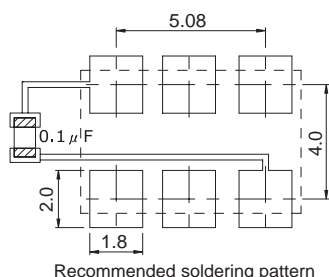
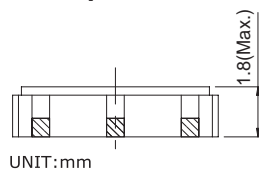


[BOTTOM VIEW]



Pin	Function
#1	NC
#2	Tri-State
#3	GND
#4	Output
#5	Comp. Output
#6	V _{DD}

[SIDE VIEW]



Recommended soldering pattern

ELECTRICAL SPECIFICATION

Output Logic	PECL		LVDS		Unit
Parameter	Min.	Max.	Min.	Max.	
	3.3		3.3		V
Supply Voltage Variation(V _{DD}) 10%	2.97	3.63	2.97	3.63	V
Frequency Range	100	700	100	700	MHz
Standard Frequency	175、 200、 240、 250、 312.5、 320、 350、 622.08、 625				MHz
Operating Temp. Range	Refer to Ordering Information				°C
Frequency Stability *	Refer to Ordering Information				ppm
Supply Current					
100MHz ≤ Fo < 160MHz	—	75	—	65	mA
160MHz ≤ Fo ≤ 700MHz	—	100	—	80	
Output Level					
Output High (Logic "1")	2.275	—	—	1.6	V
Output Low (Logic "0")	—	1.68	0.9	—	
Transition Time:Rise/Fall Time*	—	1.0	—	1.0	nSec
Start Time	—	3	—	3	mSec
Tri-State					
Output Active	2.5	—	2.5	—	V
Output in High Impedance State	—	0.5	—	0.5	
RMS Phase Jitter (Integrated 12KHz~20MHz)	—	4	—	4	pS
Storage Temp. Range	-55	125	-55	125	°C

*Inclusive of calibration @ 25°C, operating temperature range, input voltage variation, load variation, aging, shock, and vibration.

*Transition times are measured between 20% and 80% waveform.