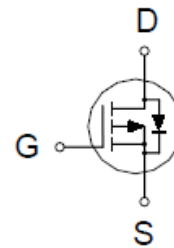



# P0703EV

## P-Channel Logic Level Enhancement Mode MOSFET

### PRODUCT SUMMARY

$V_{(BR)DSS}$	$R_{DS(ON)}$	$I_D$
-30V	7.5m $\Omega$ @ $V_{GS} = -10V$	-15A



### ABSOLUTE MAXIMUM RATINGS ( $T_A = 25\text{ }^\circ\text{C}$ Unless Otherwise Noted)

PARAMETERS/TEST CONDITIONS		SYMBOL	LIMITS	UNITS
Drain-Source Voltage		$V_{DS}$	-30	V
Gate-Source Voltage		$V_{GS}$	$\pm 25$	
Continuous Drain Current	$T_A = 25\text{ }^\circ\text{C}$	$I_D$	-15	A
	$T_A = 70\text{ }^\circ\text{C}$		-11	
Pulsed Drain Current <sup>1</sup>		$I_{DM}$	-67	
Avalanche Current		$I_{AS}$	-66	
Avalanche Energy	$L = 0.1\text{mH}$	$E_{AS}$	218	mJ
Power Dissipation	$T_A = 25\text{ }^\circ\text{C}$	$P_D$	2.5	W
	$T_A = 70\text{ }^\circ\text{C}$		1.6	
Operating Junction & Storage Temperature Range		$T_J, T_{STG}$	-55 to 150	$^\circ\text{C}$

### THERMAL RESISTANCE RATINGS

THERMAL RESISTANCE	SYMBOL	TYPICAL	MAXIMUM	UNITS
Junction-to-Ambient	$R_{\theta JA}$		50	$^\circ\text{C} / \text{W}$
Junction-to-Case	$R_{\theta JC}$		25	

<sup>1</sup>Pulse width limited by maximum junction temperature.

# P0703EV

## P-Channel Logic Level Enhancement Mode MOSFET

### ELECTRICAL CHARACTERISTICS (T<sub>J</sub> = 25 °C, Unless Otherwise Noted)

PARAMETER	SYMBOL	TEST CONDITIONS	LIMITS			UNITS
			MIN	TYP	MAX	
<b>STATIC</b>						
Drain-Source Breakdown Voltage	V <sub>(BR)DSS</sub>	V <sub>GS</sub> = 0V, I <sub>D</sub> = -250μA	-30			V
Gate Threshold Voltage	V <sub>GS(th)</sub>	V <sub>DS</sub> = V <sub>GS</sub> , I <sub>D</sub> = -250μA	-1	-1.7	-3	
Gate-Body Leakage	I <sub>GSS</sub>	V <sub>DS</sub> = 0V, V <sub>GS</sub> = ±25V			±100	nA
Zero Gate Voltage Drain Current	I <sub>DSS</sub>	V <sub>DS</sub> = -24V, V <sub>GS</sub> = 0V			-1	μA
		V <sub>DS</sub> = -20V, V <sub>GS</sub> = 0V, T <sub>J</sub> = 125 °C			-10	
Drain-Source On-State Resistance <sup>1</sup>	R <sub>DS(ON)</sub>	V <sub>GS</sub> = -4.5V, I <sub>D</sub> = -10A		6.8	12	mΩ
		V <sub>GS</sub> = -10V, I <sub>D</sub> = -15A		4.8	7.5	
Forward Transconductance <sup>1</sup>	g <sub>fs</sub>	V <sub>DS</sub> = -5V, I <sub>D</sub> = -15A		25		S
<b>DYNAMIC</b>						
Input Capacitance	C <sub>iss</sub>	V <sub>GS</sub> = 0V, V <sub>DS</sub> = -15V, f = 1MHz		5590		pF
Output Capacitance	C <sub>oss</sub>			1070		
Reverse Transfer Capacitance	C <sub>rss</sub>			889		
Total Gate Charge <sup>2</sup>	Q <sub>g</sub>	V <sub>DS</sub> = 0.5V <sub>(BR)DSS</sub> , V <sub>GS</sub> = -10V, I <sub>D</sub> = -15A		120		nC
Gate-Source Charge <sup>2</sup>	Q <sub>gs</sub>			16		
Gate-Drain Charge <sup>2</sup>	Q <sub>gd</sub>			30		
Turn-On Delay Time <sup>2</sup>	t <sub>d(on)</sub>	V <sub>DS</sub> = -15V, I <sub>D</sub> = -15A, V <sub>GS</sub> = -10V, R <sub>GS</sub> = 6Ω		10		nS
Rise Time <sup>2</sup>	t <sub>r</sub>			16		
Turn-Off Delay Time <sup>2</sup>	t <sub>d(off)</sub>			200		
Fall Time <sup>2</sup>	t <sub>f</sub>			100		
<b>SOURCE-DRAIN DIODE RATINGS AND CHARACTERISTICS (T<sub>J</sub> = 25 °C)</b>						
Continuous Current	I <sub>S</sub>				-2	A
Forward Voltage <sup>1</sup>	V <sub>SD</sub>	I <sub>S</sub> = -15A, V <sub>GS</sub> = 0V			-1.2	V
Reverse Recovery Time	t <sub>rr</sub>	I <sub>F</sub> = -15A, di/dt = 100A / μS		42		nS
Reverse Recovery Charge	Q <sub>rr</sub>				30	

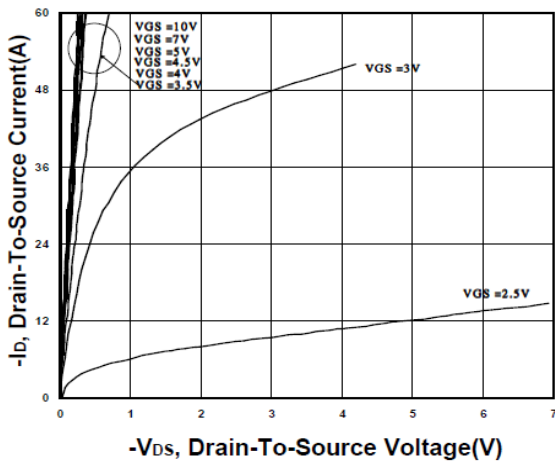
<sup>1</sup>Pulse test : Pulse Width ≤ 300 μsec, Duty Cycle ≤ 2%.

<sup>2</sup>Independent of operating temperature.

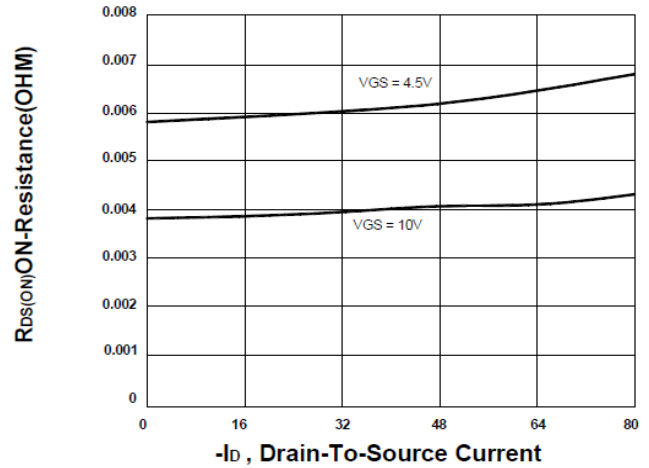
# P0703EV

## P-Channel Logic Level Enhancement Mode MOSFET

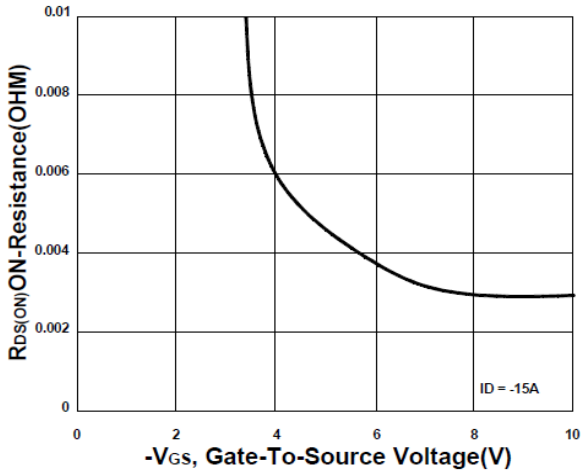
**Output Characteristics**



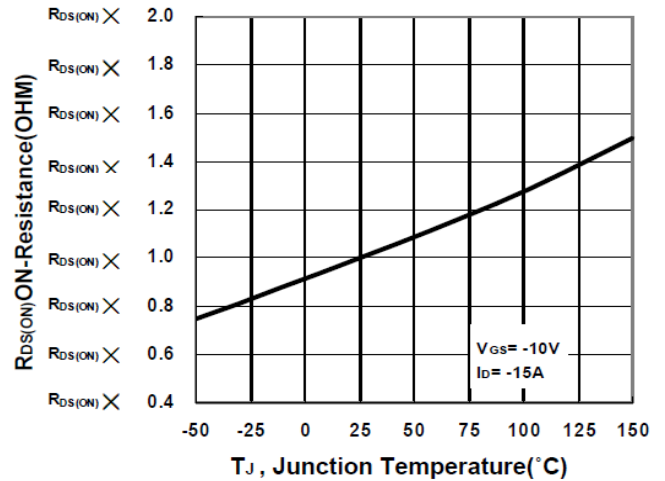
**On-Resistance VS Drain Current**



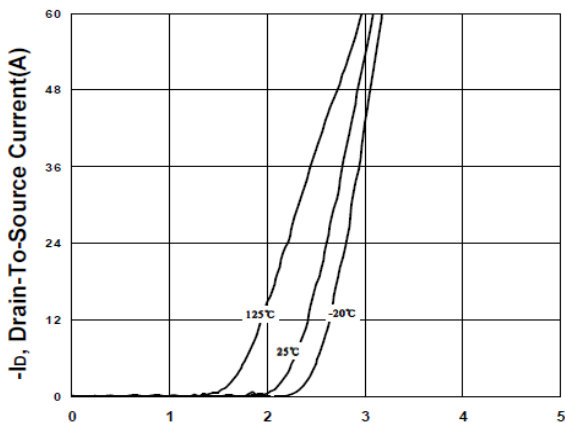
**On-Resistance VS Gate-To-Source**



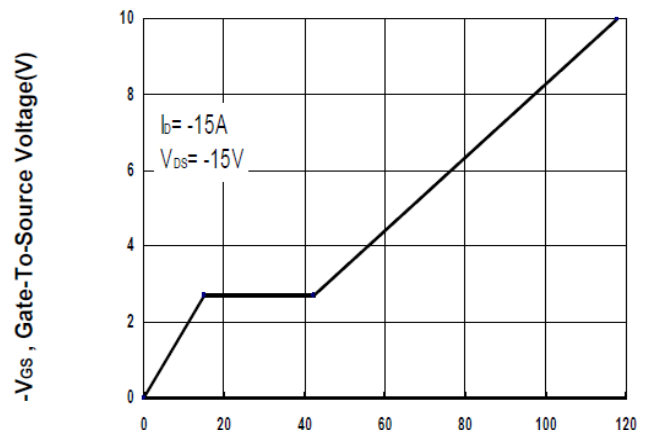
**On-Resistance VS Temperature**



**Transfer Characteristics**

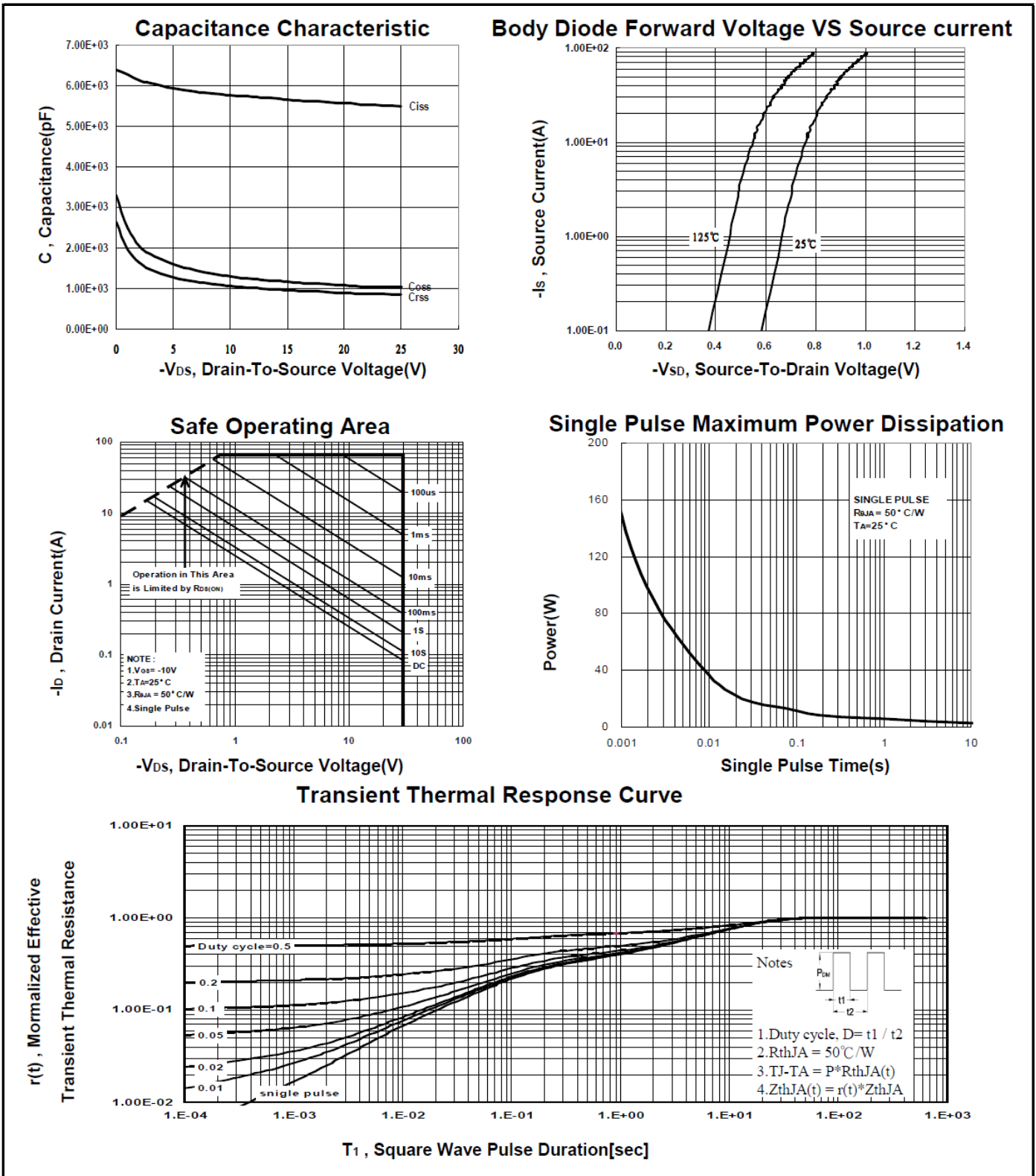


**Gate charge Characteristics**



# P0703EV

## P-Channel Logic Level Enhancement Mode MOSFET



**P0703EV**  
**P-Channel Logic Level Enhancement Mode MOSFET**

**Package Dimension**

**SOP-8 MECHANICAL DATA**

Dimension	mm			Dimension	mm		
	Min.	Typ.	Max.		Min.	Typ.	Max.
A	4.8	4.9	5.0	H	0.4	0.6	0.93
B	3.8	3.9	4.0	I	0.19	0.21	0.25
C	5.79	6.0	6.2	J	0.25	0.375	0.5
D	0.33	0.4	0.51	K	0°	3°	18°
E	1.25	1.27	1.29				
F	1.1	1.3	1.65				
G	0.05	0.15	0.25				

