



DESCRIPTION:

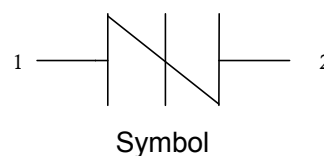
PxxxxSB series thyristors are a type of semi-conduct component. They are designed to protect baseband equipment from damaging overvoltage transients. such as modems, telephones, line cards, answering machines, FAX machines, T1/E1, xDSL and more.



SMB

FEATURES:

- ✧ Excellent capability of absorbing transient surge
- ✧ Quick response to surge voltage (ns Level)
- ✧ Eliminates overvoltage caused by fast rising transients
- ✧ Moisture sensitivity level: Level 1
- ✧ Non degenerative

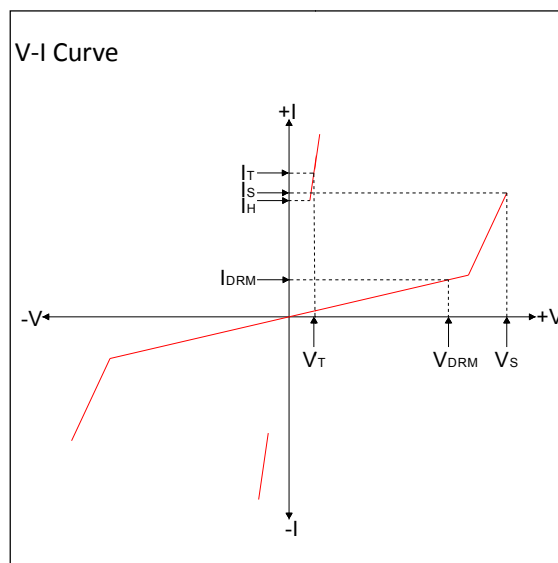


ABSOLUTE MAXIMUM RATINGS (T_A=25°C, RH=45%-75%, unless otherwise noted)

Parameter	Symbol	Value	Unit
Storage temperature range	T _{stg}	-60 to +150	°C
Operating junction temperature range	T _j	-40 to +125	°C
Repetitive peak pulse current	I _{PP}	80	A

ELECTRICAL CHARACTERISTICS (T_A=25°C)

Symbol	Parameter
V _{DRM}	Peak off-state voltage
I _{DRM}	Off-state current
V _S	Switching voltage
I _S	Switching current
V _T	On-state voltage
I _T	On-state current
I _H	Holding current
C _O	Off-state capacitance



ELECTRICAL CHARACTERISTICS ($T_A=25^{\circ}\text{C}$, continued)

Part Number	$I_{\text{DRM}}@V_{\text{DRM}}$		$V_S^{\text{①}}@I_S$		$V_T@I_T$		I_H	$C_O^{\text{②}}$	Marking
	μA	V	V	mA	V	A	mA	pF	
	max		max	max	max	max	min	max	
P0080SB	5	6	25	800	4	2.2	30	130	P-8B
P0220SB	5	18	30	800	4	2.2	30	120	P22B
P0300SB	5	25	40	800	4	2.2	30	120	P03B
P0640SB	5	58	77	800	4	2.2	120	80	P06B
P0720SB	5	66	87	800	4	2.2	120	75	P07B
P0900SB	5	75	98	800	4	2.2	120	70	P09B
P1100SB	5	90	130	800	4	2.2	120	70	P11B
P1300SB	5	120	160	800	4	2.2	120	60	P13B
P1500SB	5	140	180	800	4	2.2	120	55	P15B
P1800SB	5	170	220	800	4	2.2	120	50	P18B
P2300SB	5	190	260	800	4	2.2	120	50	P23B
P2600SB	5	220	300	800	4	2.2	120	45	P26B
P3100SB	5	275	350	800	4	2.2	120	45	P31B
P3500SB	5	320	400	800	4	2.2	120	40	P35B
P3800SB	5	340	450	800	4	2.2	120	40	P38B

① V_S is measured at 100KV/s② Off-state capacitance is measured in $V_{\text{DC}}=2\text{V}$, $V_{\text{RMS}}=1\text{V}$, $f=1\text{MHz}$

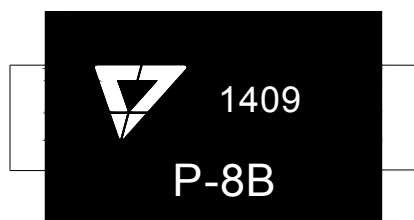
SURGE RATINGS

Series	$I_{\text{PP}}(\text{A})$ min			
	2×10us	8×20us	10×360us	10×1000us
B	250	250	125	80

ORDERING INFORMATION

P Series code P: SIDACTor Median voltage	008 Surge ratings:4KV(10/700us)	0 Package type 0: Bi-direction 1: Uni-direction	S	B
--	---	---	----------	----------

MARKING



P-8B : Device Marking Code
 1409: In ninth week, 2014

SOLDERING PARAMETERS

Reflow Condition		Pb-Free assembly (see FIG.2)
Pre Heat	-Temperature Min ($T_{s(min)}$)	+150°C
	-Temperature Max($T_{s(max)}$)	+200°C
	-Time (Min to Max) (ts)	60-180 secs.
Average ramp up rate (Liquid us Temp (T_L) to peak)		3°C/sec. Max
$T_{s(max)}$ to T_L - Ramp-up Rate		3°C/sec. Max
Reflow	-Temperature(T_L) (Liquid us)	+217°C
	-Temperature(t_L)	60-150 secs.
Peak Temp (T_p)		+260(+0/-5)°C
Time within 5°C of actual Peak Temp (t_p)		30 secs. Max
Ramp-down Rate		6°C/sec. Max
Time 25°C to Peak Temp (T_P)		8 min. Max
Do not exceed		+260°C

FIG.1: $t_r \times t_d$ pulse waveform

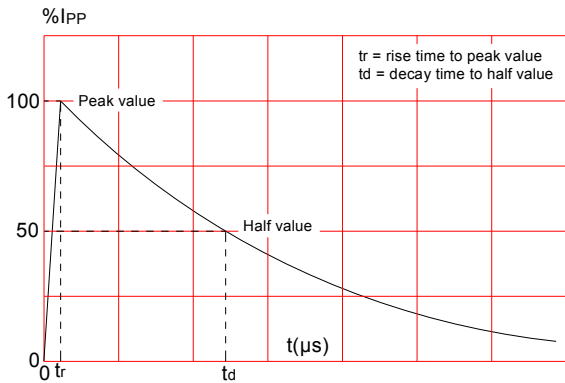


FIG.3: Normalized V_s change vs. junction temperature

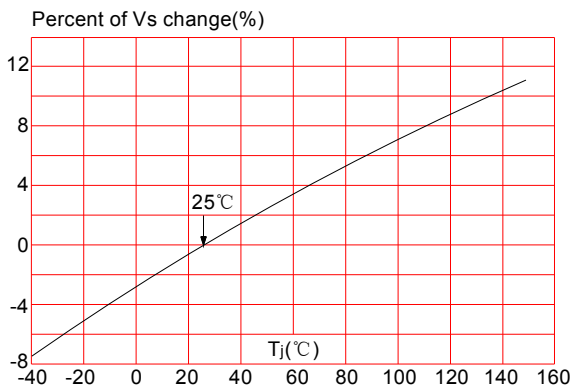


FIG.2: Reflow condition

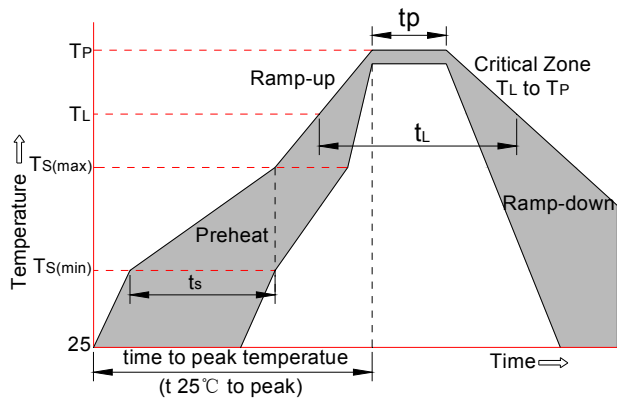
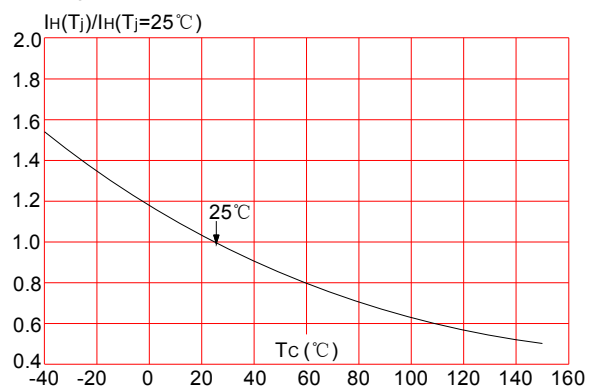
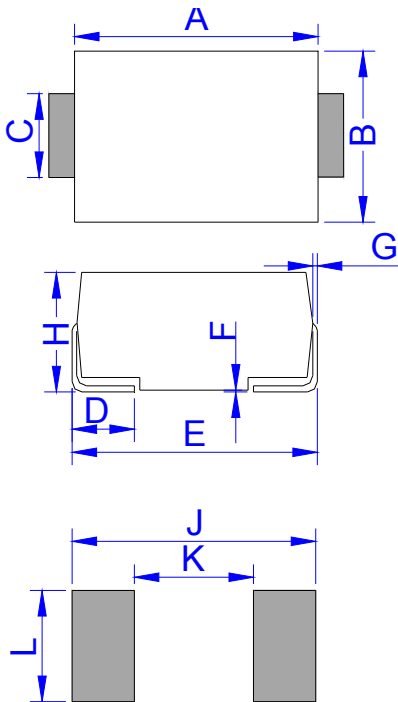


FIG.4: Normalized DC holding current vs. case temperature



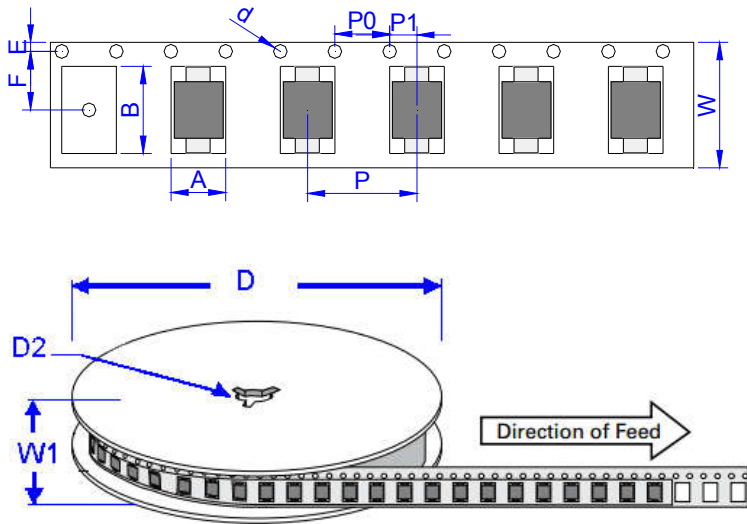
PACKAGE MECHANICAL DATA



DO-214AA (SMB)

Ref.	Dimensions			
	Millimeters		Inches	
	Min.	Max.	Min.	Max.
A	4.25	4.75	0.167	0.187
B	3.30	3.94	0.130	0.155
C	1.85	2.21	0.073	0.087
D	0.76	1.52	0.030	0.060
E	5.08	5.59	0.200	0.220
F	0.051	0.203	0.002	0.008
G	0.15	0.31	0.006	0.012
H	2.11	2.44	0.083	0.096
J	6.80		0.270	
K		2.60		0.100
L	2.40		0.090	

TAPE AND REEL SPECIFICATION-SMB



Ref.	Dimensions	
	Millimeters	Inches
A	3.76 ± 0.2	0.144 ± 0.012
B	5.69 ± 0.2	0.244 ± 0.012
d	1.5 ± 0.25	0.059 ± 0.004
D	330.0	13.0
D2	13 ± 1	0.512 ± 0.039
E	1.75 ± 0.2	0.059 ± 0.008
F	5.5 ± 0.1	0.222 ± 0.008
P	8.0 ± 0.2	0.315 ± 0.008
P0	4.0 ± 0.2	0.157 ± 0.008
P1	2.0 ± 0.2	0.079 ± 0.008
W	12.0 ± 0.3	0.472 ± 0.008
W1	16.8 ± 2.0	0.661 ± 0.079

OUTLINE	REEL (PCS)	PER CARTON (PCS)	REEL DIAMETERS (mm)
TAPING	3,000	48,000	330

Information furnished in this document is believed to be accurate and reliable. However, Jiangsu JieJie Microelectronics Co.,Ltd assumes no responsibility for the consequences of use without consideration for such information nor use beyond it. Information mentioned in this document is subject to change without notice, apart from that when an agreement is signed, Jiangsu JieJie complies with the agreement. Products and information provided in this document have no infringement of patents. Jiangsu JieJie assumes no responsibility for any infringement of other rights of third parties which may result from the use of such products and information. This document is the first version which is made in 22-May.-2015. This document supersedes and replaces all information previously supplied.

 is a registered trademark of Jiangsu JieJie Microelectronics Co.,Ltd.

Copyright ©2015 Jiangsu JieJie Microelectronics Co.,Ltd. Printed All rights reserved.